



US00D860491S

(12) **United States Design Patent**
Szeljack

(10) **Patent No.:** **US D860,491 S**

(45) **Date of Patent:** **** Sep. 17, 2019**

(54) **LIGHTING UNIT FOR A HELMET**

(71) Applicant: **Randall G. Szeljack**, Troy, MI (US)

(72) Inventor: **Randall G. Szeljack**, Troy, MI (US)

(**) Term: **15 Years**

(21) Appl. No.: **29/585,951**

(22) Filed: **Nov. 30, 2016**

Related U.S. Application Data

(63) Continuation of application No. 29/437,250, filed on Nov. 14, 2012, now abandoned, which is a continuation-in-part of application No. 12/541,709, filed on Aug. 14, 2009, now Pat. No. 8,334,762.

(51) **LOC (12) Cl.** **26-02**

(52) **U.S. Cl.**
USPC **D26/39**

(58) **Field of Classification Search**
USPC D26/37-51
CPC F21L 2003/00; F21L 4/00; F21L 4/005;
F21L 4/02; F21L 4/025; F21L 4/027;
F21L 4/04; F21L 4/08; F21L 2005/00;
F21L 7/00; F21L 11/00; F21L 13/00;
F21L 13/04; F21L 13/08; F21L 14/02;
F21L 17/00; F21L 19/00; F21L 25/00

See application file for complete search history.

(56) **References Cited**

U.S. PATENT DOCUMENTS

4,231,079 A * 10/1980 Heminover A41D 27/085
362/106
5,469,342 A * 11/1995 Chien A42B 1/242
224/660

5,544,027 A * 8/1996 Orsano A42B 3/044
2/422
D403,841 S * 1/1999 Drone D2/894
6,874,904 B2 * 4/2005 Hsu A43B 3/0005
313/510
7,121,676 B1 * 10/2006 Kutnyak A42B 3/044
362/105
D622,880 S * 8/2010 Turtzo D26/39
D623,309 S * 9/2010 Turtzo D24/210
D640,793 S * 6/2011 Britt D24/209
8,070,307 B2 * 12/2011 Ho G02B 6/001
362/106
D665,105 S * 8/2012 Betsuda D13/180
D677,422 S * 3/2013 Lin D26/120
D726,942 S * 4/2015 Kovac D26/39
D729,427 S * 5/2015 Kovac D26/39
2002/0159250 A1 * 10/2002 Kuo A42B 3/044
362/106
2010/0207758 A1 * 8/2010 Szeljack A42B 3/0453
340/475

* cited by examiner

Primary Examiner — Lakiya G Rogers

Assistant Examiner — Carissa C Fitts

(74) *Attorney, Agent, or Firm* — Simonelli IP, PLLC

(57) **CLAIM**

The ornamental design for a lighting unit for a helmet, as shown and described.

DESCRIPTION

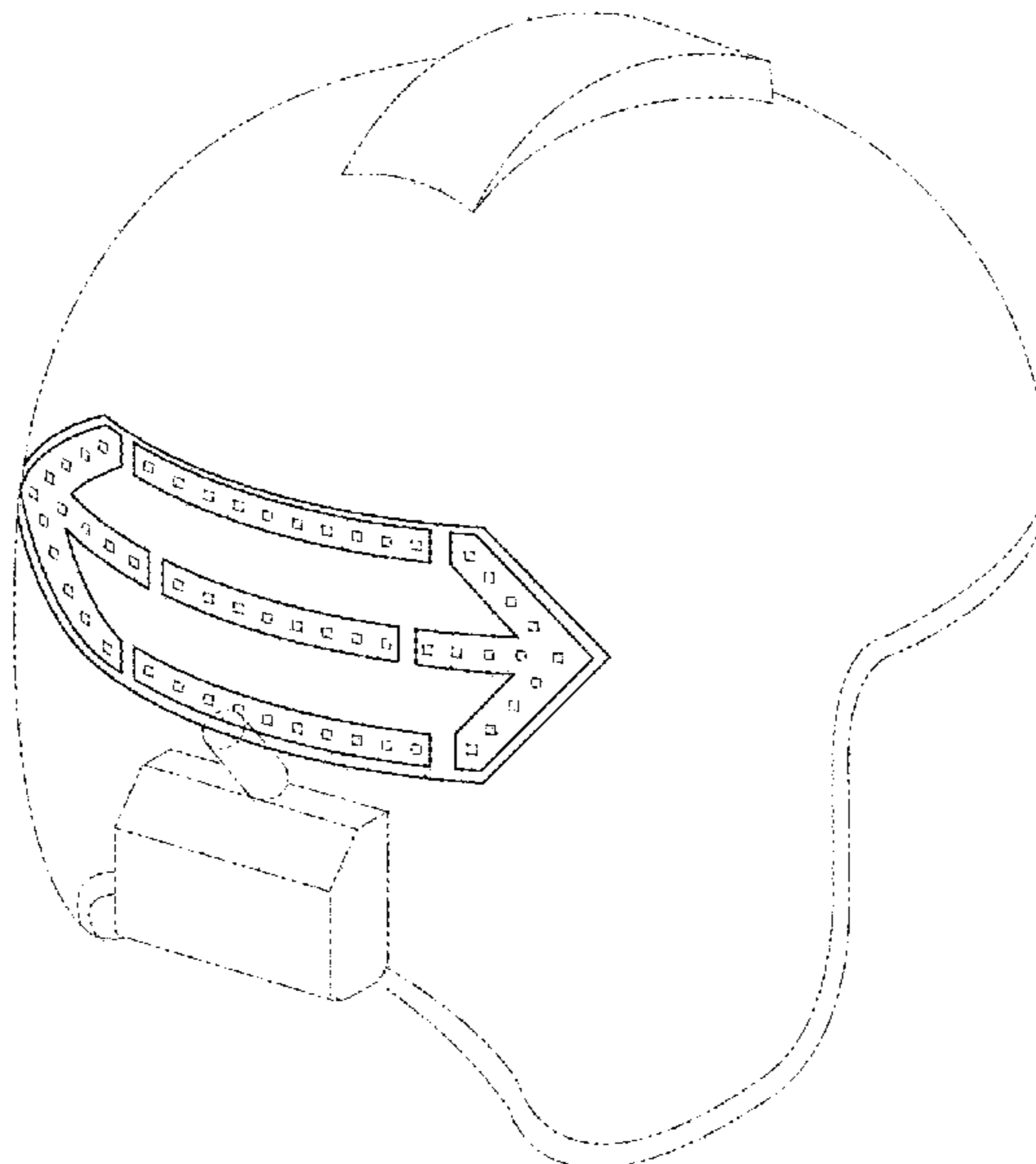
FIG. 1 is a perspective view of a lighting unit for a helmet showing my new design;

FIG. 2 is a back view thereof; and,

FIG. 3 is a side view thereof.

The broken line showing represents unclaimed portions of the article and forms no part of the claimed design.

1 Claim, 3 Drawing Sheets



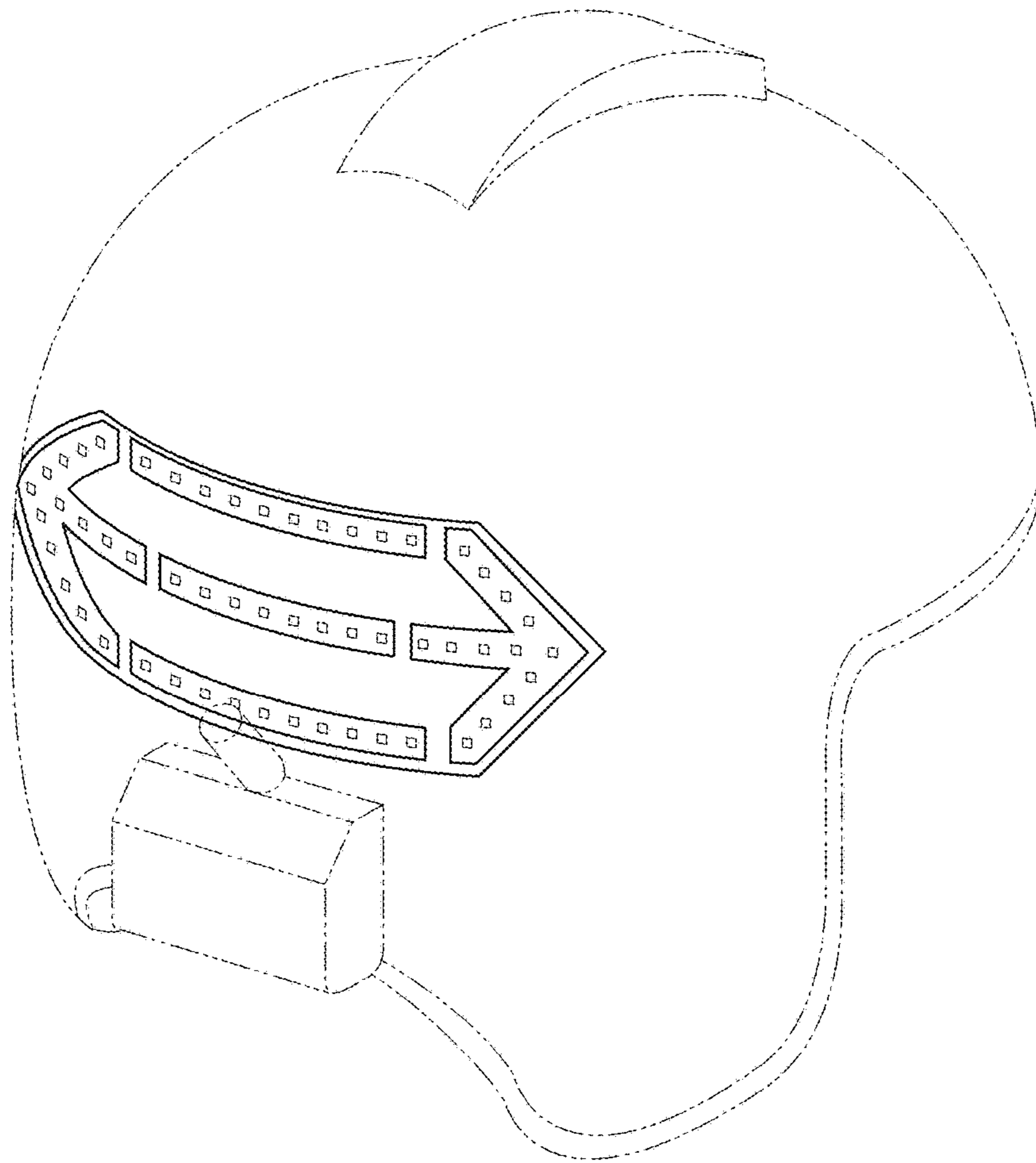


FIG. 1

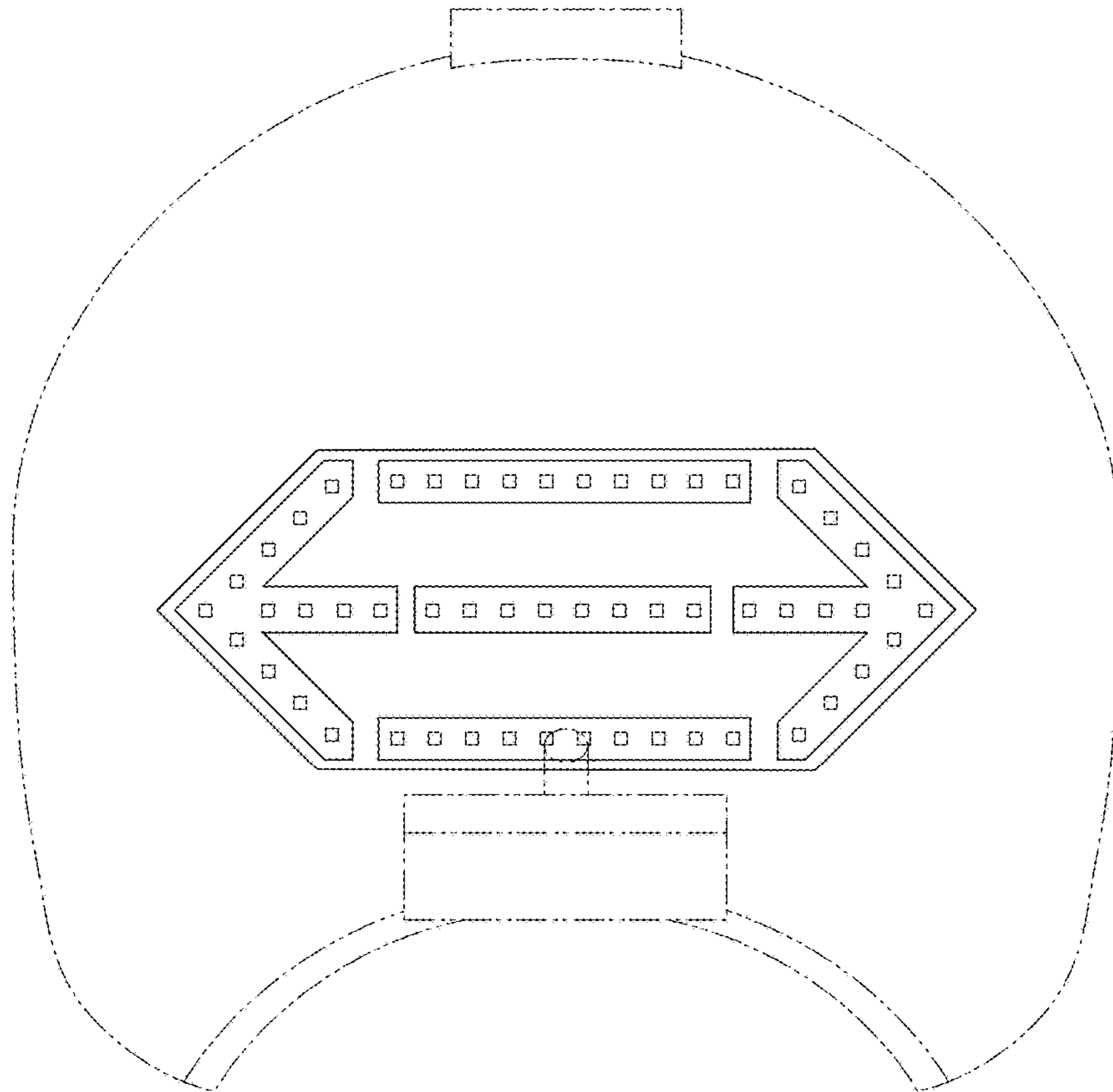


FIG. 2

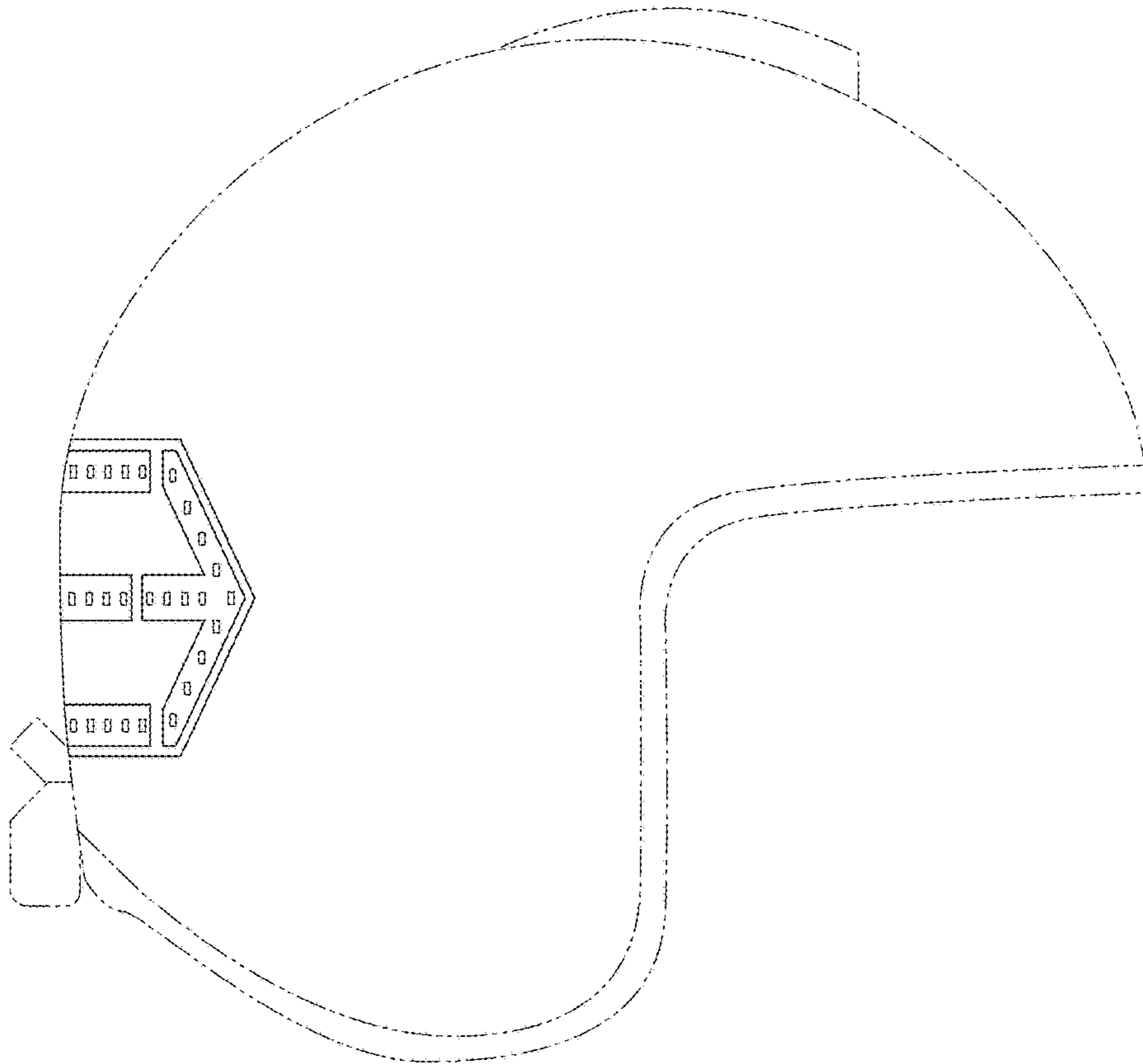


FIG. 3