



US00D860484S

(12) **United States Design Patent**  
**Wang et al.**

(10) **Patent No.:** **US D860,484 S**

(45) **Date of Patent:** **\*\* Sep. 17, 2019**

(54) **LED LIGHT BAR**

(71) Applicant: **Shenzhen Kingunion Lighting Co., Ltd**, Shenzhen, Guangdong (CN)

(72) Inventors: **Jie Wang**, Guangdong (CN); **Xinmin Chen**, Guangdong (CN); **Muxin Wu**, Guangdong (CN); **Huibin Bai**, Guangdong (CN)

(73) Assignee: **Shenzhen Kingunion Lighting Co., Ltd**, Shenzhen (CN)

(\*\*) Term: **15 Years**

(21) Appl. No.: **29/618,947**

(22) Filed: **Sep. 26, 2017**

(51) **LOC (12) Cl.** ..... **26-03**

(52) **U.S. Cl.**  
USPC ..... **D26/24**

(58) **Field of Classification Search**  
USPC ..... D26/1, 24, 93, 37  
CPC ... F21S 6/00; F21S 6/002; F21S 6/004; F21V 21/02; F21W 2121/00; F21W 2131/10; F21W 2131/00; F21W 2131/406  
See application file for complete search history.

(56) **References Cited**

**U.S. PATENT DOCUMENTS**

D630,777 S \* 1/2011 Lee ..... D26/24  
D709,636 S \* 7/2014 Murata ..... D26/24

D715,466 S \* 10/2014 Wang ..... D26/24  
D729,423 S \* 5/2015 Noh ..... D26/24  
D788,331 S \* 5/2017 Beghelli ..... D26/24  
D797,963 S \* 9/2017 Johnson ..... D26/24  
D825,792 S \* 8/2018 Johnson ..... D26/24

\* cited by examiner

*Primary Examiner* — Brian N. Vinson


(57) **CLAIM**

The ornamental design for a LED light bar, as shown and described.

**DESCRIPTION**

FIG. 1 is a front elevational view of a LED light bar showing our new design;  
FIG. 2 is a rear elevational view thereof;  
FIG. 3 is a left side view thereof;  
FIG. 4 is a right side view thereof;  
FIG. 5 is a top plan view thereof;  
FIG. 6 is a bottom plan view thereof;  
FIG. 7 is a first perspective view thereof; and,  
FIG. 8 is a second perspective view thereof.  
The broken lines in the drawings illustrate portions of the LED light bar which form no part of the claimed design.  
The diagonal lines indicate transparency.

**1 Claim, 8 Drawing Sheets**






Fig. 1

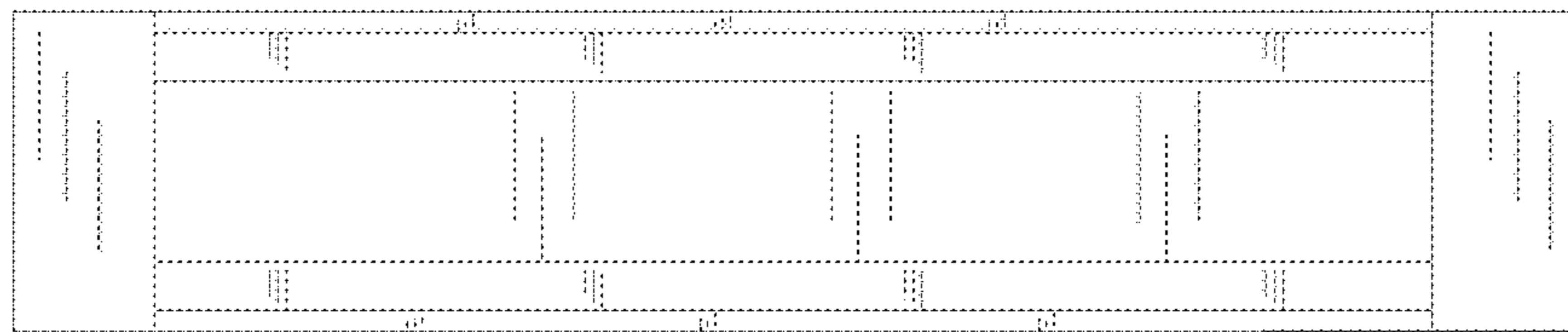


Fig. 2



Fig. 3



Fig. 4

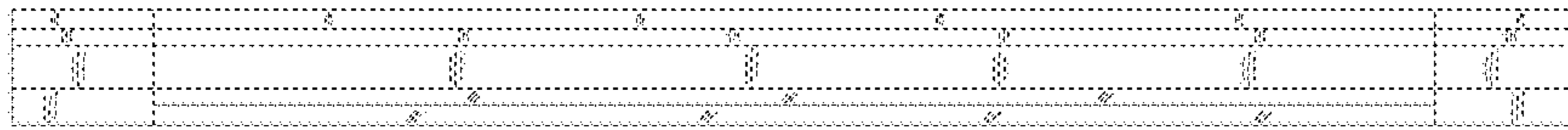


Fig. 5

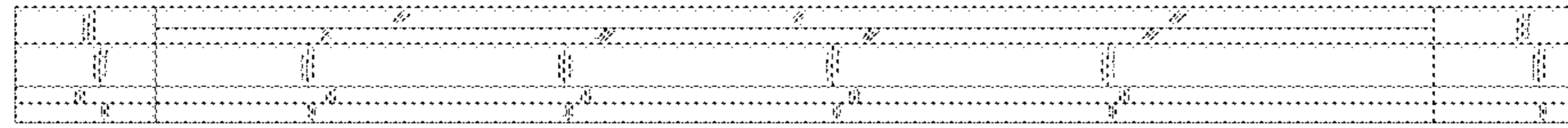


Fig. 6




Fig. 7



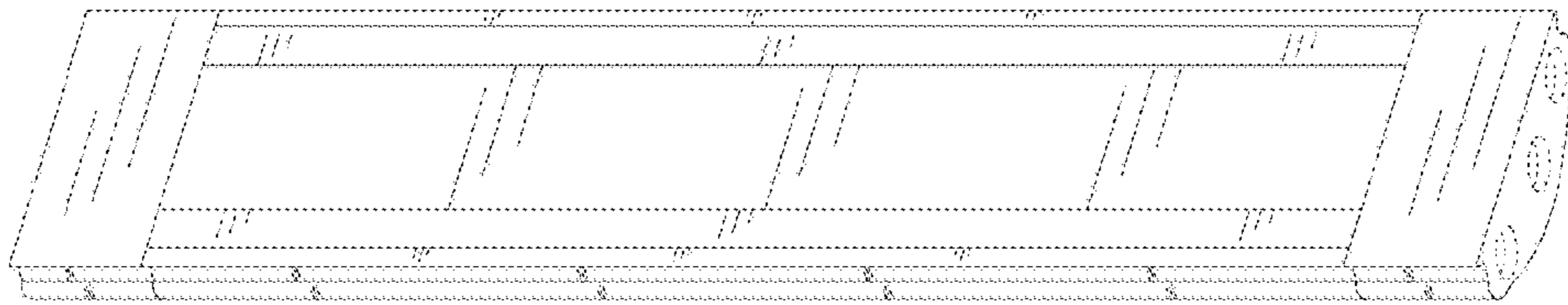


Fig. 8