



US00D860477S

(12) **United States Design Patent** (10) **Patent No.:** **US D860,477 S**
Bennett et al. (45) **Date of Patent:** **** Sep. 17, 2019**

(54) **MOLDED SURFACE OF A CONCRETE PRODUCT**

FOREIGN PATENT DOCUMENTS

(71) Applicant: **Anchor Wall Systems, Inc.**,
Minnetonka, MN (US)

CA 115941 * 12/2006
EM 000461850-0006 * 5/2006

(Continued)

(72) Inventors: **Steven Paul Bennett**, Coon Rapids,
MN (US); **Robert Brian Burnquist**,
Chaska, MN (US); **Jay J. Johnson**,
Star Prairie, WI (US)

OTHER PUBLICATIONS

<https://www.anchorwall.com/walls/natural-impressions-ashlarstone-4-x-12-retaining-wall-system> May 21, 2016 (Year: 2016).*

(73) Assignee: **Anchor Wall Systems, Inc.**,
Minnetonka, MN (US)

Primary Examiner — Leanne Was-Englehart

(74) *Attorney, Agent, or Firm* — Merchant & Gould P.C.

(**) Term: **15 Years**

(21) Appl. No.: **29/620,615**

(57) **CLAIM**

(22) Filed: **Mar. 15, 2017**

The ornamental design for molded surface of a concrete product, as shown and described.

(51) **LOC (12) Cl.** **25-01**

(52) **U.S. Cl.**
USPC **D25/113**

(58) **Field of Classification Search**
USPC D21/484-486, 489-491, 500-502;
D25/113-118, 151, 163, 164
CPC B28B 3/06; B28B 7/0064; B28B 7/0079;
B28B 7/0041; B28B 7/0073; B28B
7/0097; B28B 7/24; B28B 7/42; B28B
7/183; A01G 1/08; A01G 9/28; E02D
29/0241; E04F 13/007; E04F 13/0871;
E04F 13/14; E04F 13/22; E04F 13/24;
E04B 1/625; E04B 1/5837
See application file for complete search history.

DESCRIPTION

FIG. 1 is a front view of a first embodiment of a molded surface of a concrete product, according to my new design; FIG. 2 is a right side view thereof; FIG. 3 is a left side view thereof; FIG. 4 is a top view thereof; FIG. 5 is a bottom view thereof; FIG. 6 is a right perspective view thereof; FIG. 7 is a front view of a second embodiment of a molded surface of a concrete product, according to my new design; FIG. 8 is a right side view thereof; FIG. 9 is a left side view thereof; FIG. 10 is a top view thereof; FIG. 11 is a bottom view thereof; and, FIG. 12 is a right perspective view thereof. The broken lines in the drawings illustrate an embodiment of the structural environment of a concrete product that includes a molded surface of the design and is not part of the design sought to be patented.



(56) **References Cited**

U.S. PATENT DOCUMENTS

2,819,495 A * 1/1958 Krausz B28B 7/0073
249/126
D466,619 S * 12/2002 Britton D25/113
D468,449 S * 1/2003 Britton D25/113
D511,578 S * 11/2005 Mugge D25/113
D529,628 S * 10/2006 Mugge D25/113

(Continued)

1 Claim, 12 Drawing Sheets



(56)

References Cited

U.S. PATENT DOCUMENTS

D530,435 S * 10/2006 Collison D25/113
 D530,830 S * 10/2006 Collison D25/113
 D530,831 S * 10/2006 Mugge D25/113
 D538,946 S * 3/2007 Mugge D25/113
 D541,951 S * 5/2007 Mugge D25/113
 D555,810 S * 11/2007 Strand D25/118
 D576,293 S * 9/2008 Mugge D25/113
 D581,548 S * 11/2008 Mugge D25/113
 D584,423 S 1/2009 Mugge
 D596,318 S * 7/2009 Mugge D25/113
 D598,136 S * 8/2009 Mugge D25/113
 D604,430 S * 11/2009 Mugge D25/113
 D611,164 S 3/2010 Mugge
 D618,367 S * 6/2010 Schwarz D25/151
 D619,731 S * 7/2010 Mugge D25/113
 D619,732 S * 7/2010 Mugge D25/113
 D621,960 S * 8/2010 Mugge D25/113
 D625,840 S * 10/2010 Mugge D25/113
 D631,983 S * 2/2011 Mugge D25/113
 D636,093 S * 4/2011 Mugge D25/113
 D636,094 S 4/2011 Mugge
 D639,455 S * 6/2011 Mugge D25/113
 7,959,380 B2 * 6/2011 McIntosh E02D 29/0241
 264/333
 D643,943 S 8/2011 Mugge et al.
 D644,744 S * 9/2011 Meadows D25/113
 D645,165 S * 9/2011 Wolter D25/113
 D646,402 S 10/2011 Mugge


D650,491 S * 12/2011 Mugge D25/113
 D650,492 S * 12/2011 Mugge D25/113
 D662,610 S * 6/2012 Mugge D25/113
 D676,151 S * 2/2013 Mugge D25/113
 D678,552 S * 3/2013 Mugge D25/113
 D685,923 S * 7/2013 Mugge D25/113
 D687,975 S * 8/2013 Mugge D25/113
 D690,837 S * 10/2013 Mugge D25/113
 D696,425 S 12/2013 Mugge et al.
 D698,942 S * 2/2014 Mugge D25/113
 D699,866 S 2/2014 Mugge et al.
 D703,346 S 4/2014 Johnson et al.
 D739,041 S * 9/2015 Karau D25/113
 D739,561 S * 9/2015 Karau D25/113
 D773,693 S * 12/2016 Karau D25/113
 2004/0218985 A1 * 11/2004 Klettenberg B28B 3/06
 405/284
 2009/0103987 A1 * 4/2009 MacDonald B28B 7/0041
 405/284

FOREIGN PATENT DOCUMENTS

EM 000733076-0004 * 7/2007
 EM 004349751-0001 * 12/2017
 EM 004349751-0002 * 12/2017
 EM 004349751-0003 * 12/2017
 EM 004349751-0004 * 12/2017
 EM 004349751-0005 * 12/2017
 EM 004349751-0006 * 12/2017

* cited by examiner

FIG. 1






FIG. 2




FIG. 3





FIG. 4

FIG. 5



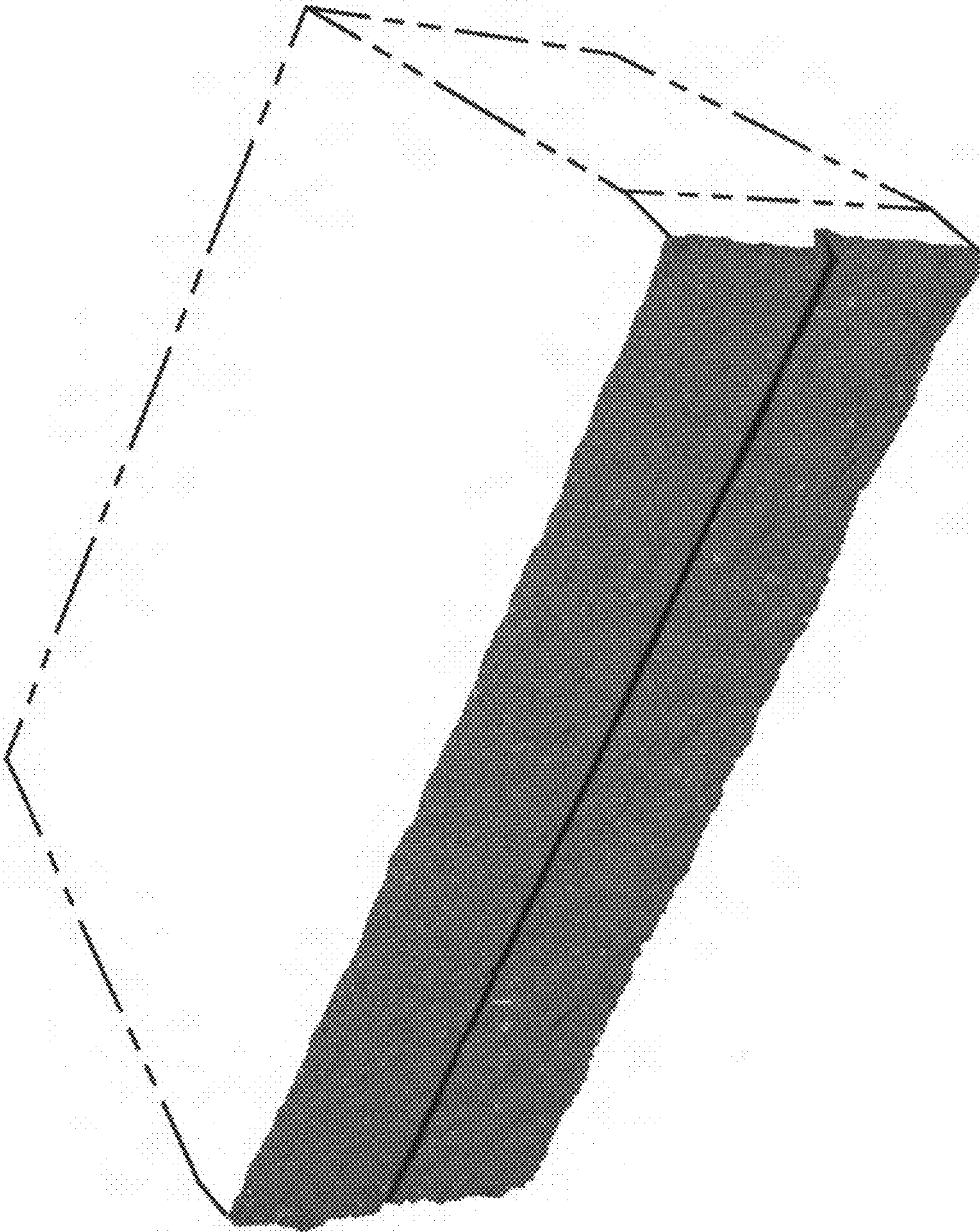



FIG. 6

FIG. 7






FIG. 8




FIG. 9





FIG. 10

FIG. 11



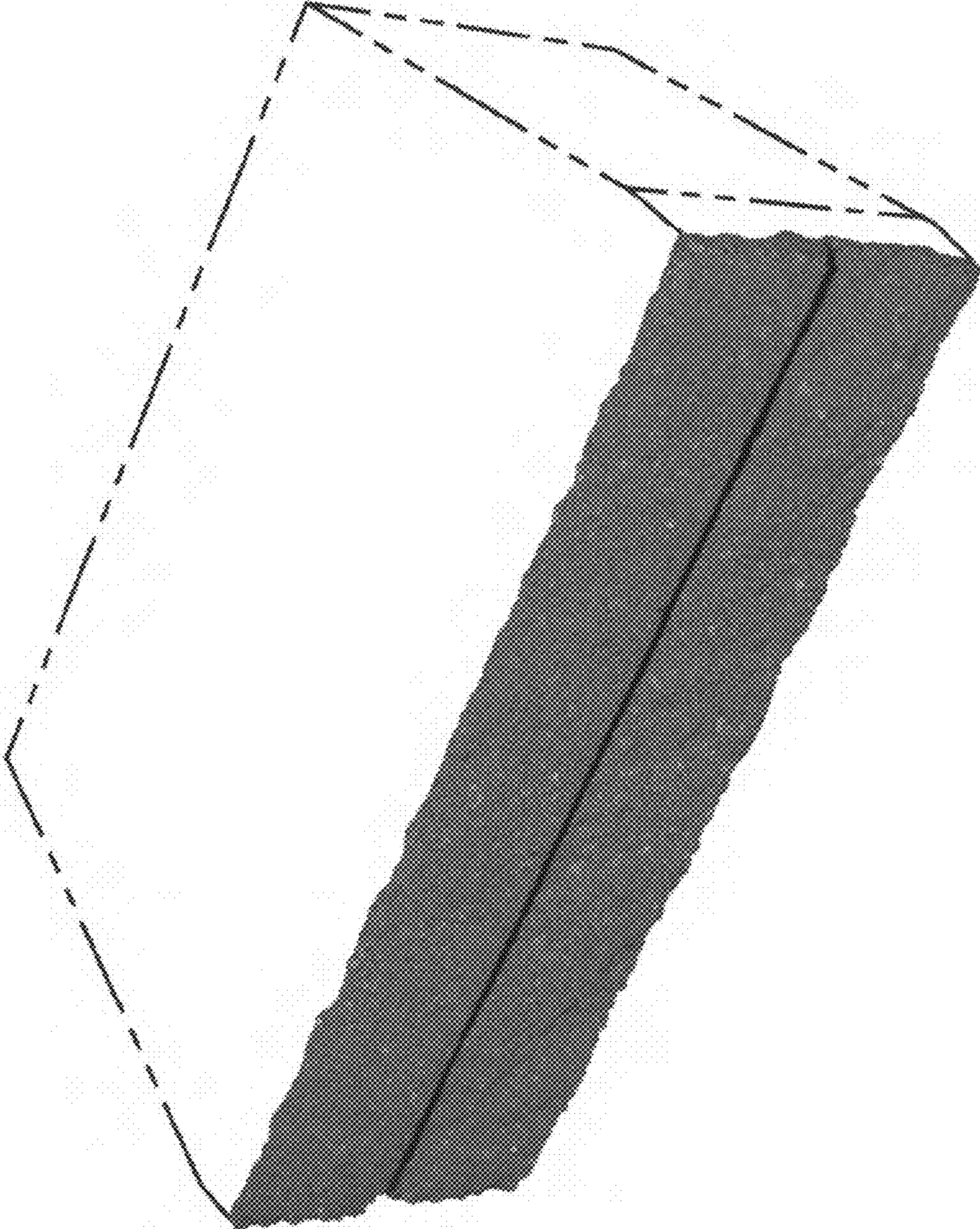


FIG. 12