



US00D860467S

(12) **United States Design Patent** (10) **Patent No.:** **US D860,467 S**
Blake (45) **Date of Patent:** **** Sep. 17, 2019**

- (54) **MEDICAL DEVICE**
- (71) Applicant: **Orthofix Inc.**, Lewisville, TX (US)
- (72) Inventor: **Steve Blake**, Allen, TX (US)
- (73) Assignee: **ORTHOFIX INC.**, Lewisville, TX (US)
- (**) Term: **15 Years**
- (21) Appl. No.: **29/639,241**
- (22) Filed: **Mar. 5, 2018**
- (51) **LOC (12) Cl.** **28-03**
- (52) **U.S. Cl.**
USPC **D24/200**
- (58) **Field of Classification Search**
USPC D24/200, 214–215, 190, 171, 107;
600/9–10, 13–15
CPC A61F 5/01; A61F 5/0109; A61F 5/0111;
A61N 2/004; A61N 2/006; A61N 2/02;
A61N 2/12; A61N 1/326; A61N 1/36;
A61N 1/36003; A61N 1/40
See application file for complete search history.

(56) **References Cited**

U.S. PATENT DOCUMENTS

4,266,532	A *	5/1981	Ryaby	A61N 2/02 600/14
4,548,208	A *	10/1985	Niemi	A61N 2/02 600/14
5,067,940	A *	11/1991	Liboff	A61N 2/02 600/13
D326,913	S *	6/1992	Staples	D24/200
5,318,561	A *	6/1994	McLeod	A61N 2/02 600/14

(Continued)

OTHER PUBLICATIONS

Orthofix Holdings, Inc. "A Patient's Guide to Spine Fusion Stimulation," dated Jun. 2014 //pdf.medicalexpo.com/pdf/orthofix/cervical-stim-patient-q/74966-148857.html, 4 pgs.

Orthofix Holdings, Inc. "A Patient's Guide to Insurance Coverage for Bone Growth Therapy," Sep. 16, 2016, 5 pages.

(Continued)

Primary Examiner — Wan Laymon

(74) *Attorney, Agent, or Firm* — Haynes and Boone, LLP

(57) **CLAIM**

The ornamental design for a medical device, as shown and described.

DESCRIPTION

This application is related to U.S. application Ser. Nos. 29/639249, 29/639258, 29/639287, 29/639289 and 29/639259, all filed Mar. 5, 2018, the entire disclosures of which are hereby incorporated herein by reference.

FIG. 1 is a front perspective view of a medical device showing my new design;

FIG. 2 is a front elevational view thereof;

FIG. 3 is a rear elevational view thereof;

FIG. 4 is a right side elevational view thereof;

FIG. 5 is a left side elevational view thereof;

FIG. 6 is a top plan view thereof;

FIG. 7 is a bottom plan view thereof;

FIG. 8 is a rear perspective view thereof; and,

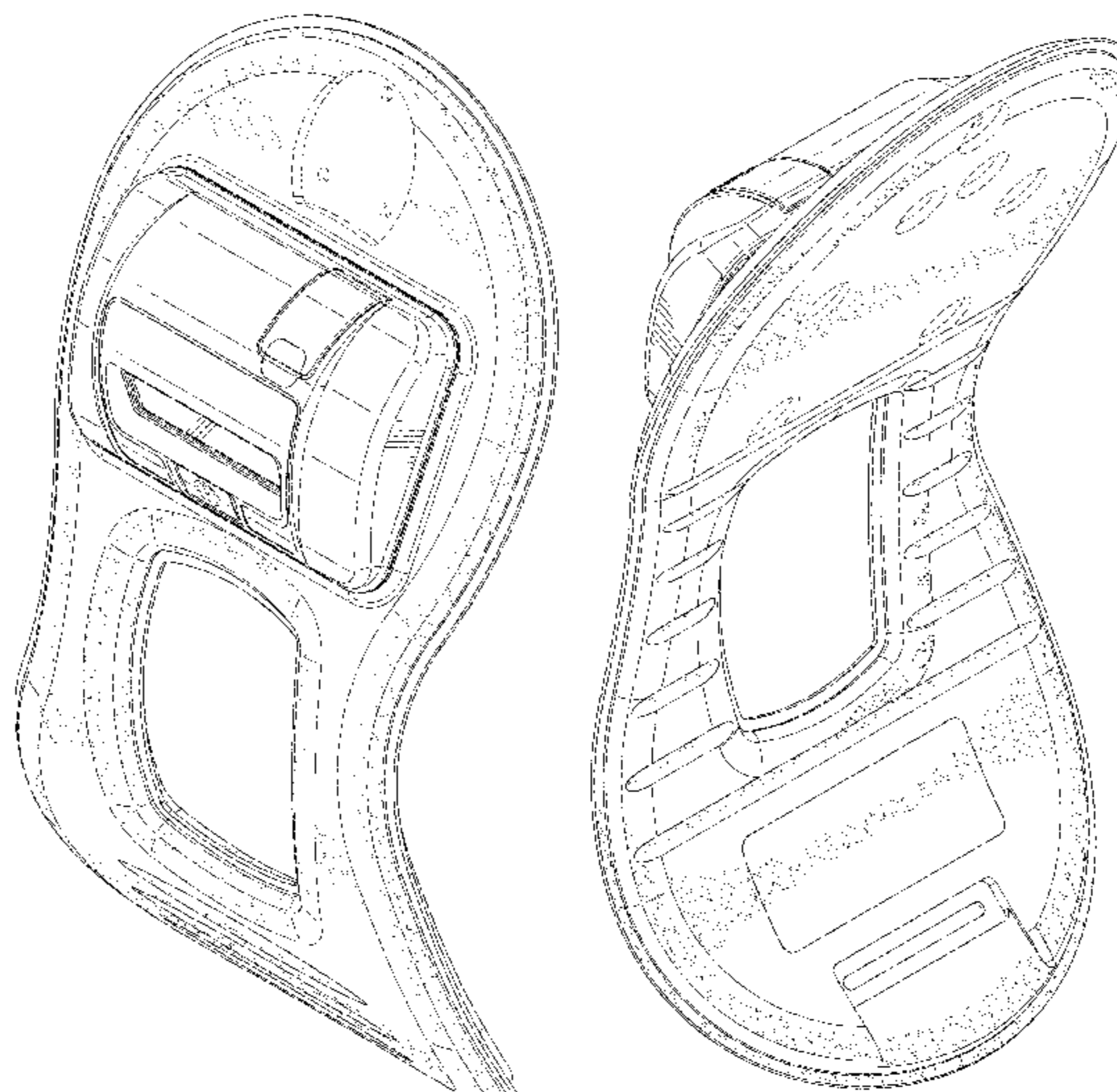
FIG. 9 is another front perspective view thereof, the front perspective view of FIG. 9 being similar to the front perspective view of FIG. 1 but for the depiction in broken lines of unclaimed environmental structure in FIG. 9.

The broken lines in FIGS. 1-3 and 6-8 depict portions of the medical device that form no part of the claimed design.

The broken lines in FIG. 9 depict portions of the medical device that form no part of the claimed design, and also depict environmental structure that forms no part of the claimed design.

The different surface shadings (line shading and stippled shading) in FIGS. 1, 8, and 9 are used to indicate contrasting materials.

1 Claim, 8 Drawing Sheets



(56)

References Cited

U.S. PATENT DOCUMENTS

5,743,844 A * 4/1998 Tepper A61N 2/02
600/13
5,792,040 A * 8/1998 Koeneman A61N 2/02
600/13
6,024,691 A * 2/2000 Tepper A61N 2/02
600/13
6,364,824 B1 4/2002 Fitzsimmons
6,592,509 B1 * 7/2003 Hunter, Jr. A61N 2/02
600/9
7,465,269 B2 * 12/2008 Culhane A61N 2/004
600/13
D742,020 S * 10/2015 Russold D24/200
D834,719 S * 11/2018 Theriot D24/200
2013/0245358 A1 * 9/2013 Johnson A61N 2/02
600/13

OTHER PUBLICATIONS

Abrexis Medical, "The Healing Advantage Cervical-Stim," Aug. 8, 2013, retrieved from Twitter Apr. 4, 2018 <https://pbs.twimg.com/media/BRLVrARCYAAOY2T.jpg:large>, 2 pages.

Abrexis Medical, "The Healing Advantage Spinal-Stim," Aug. 8, 2013, retrieved from Twitter Apr. 4, 2018 <https://pbs.twimg.com/media/BRLVjnGCQAAYU9A.jpg:large>, 2 pages.

* cited by examiner

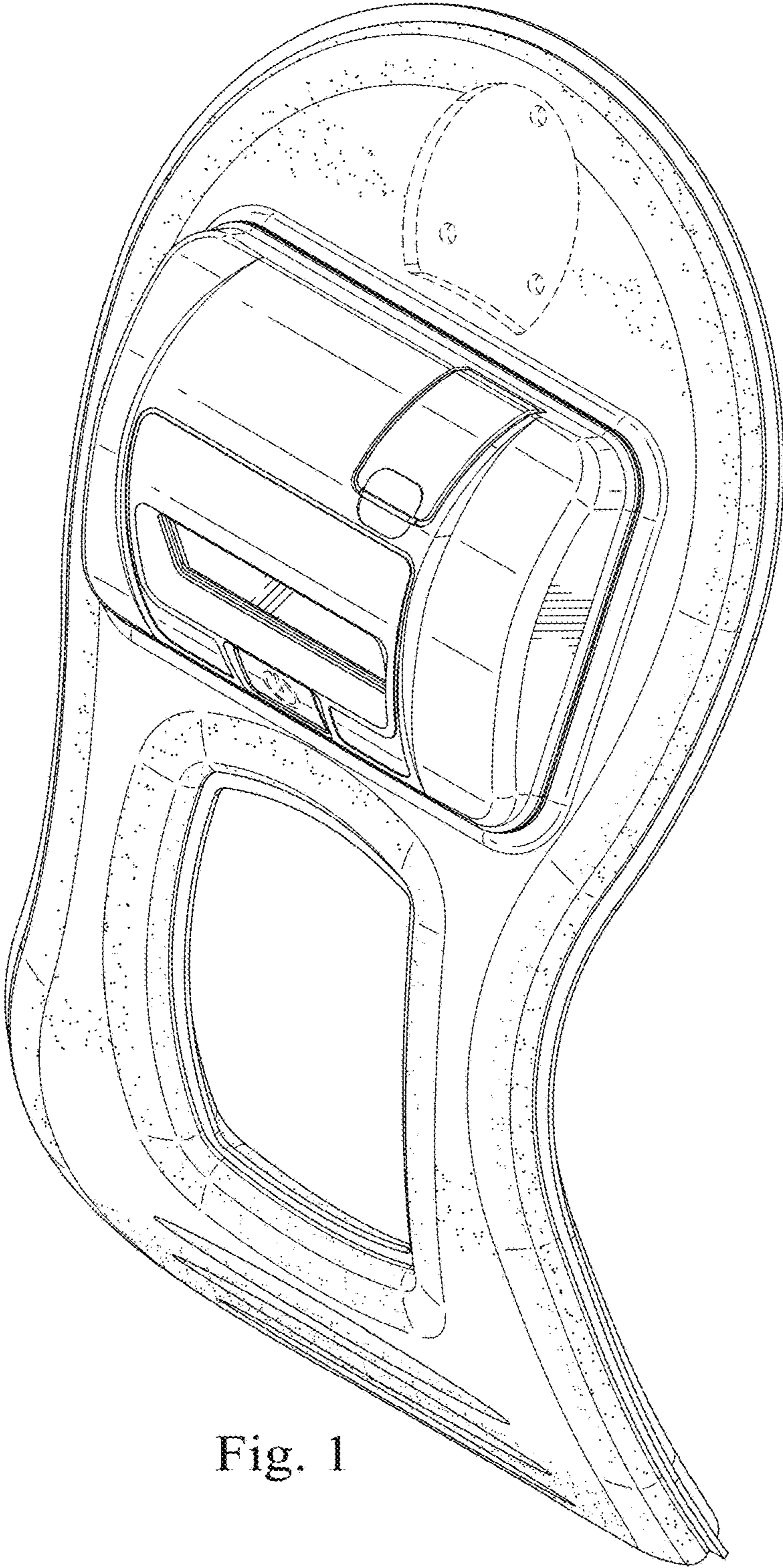


Fig. 1

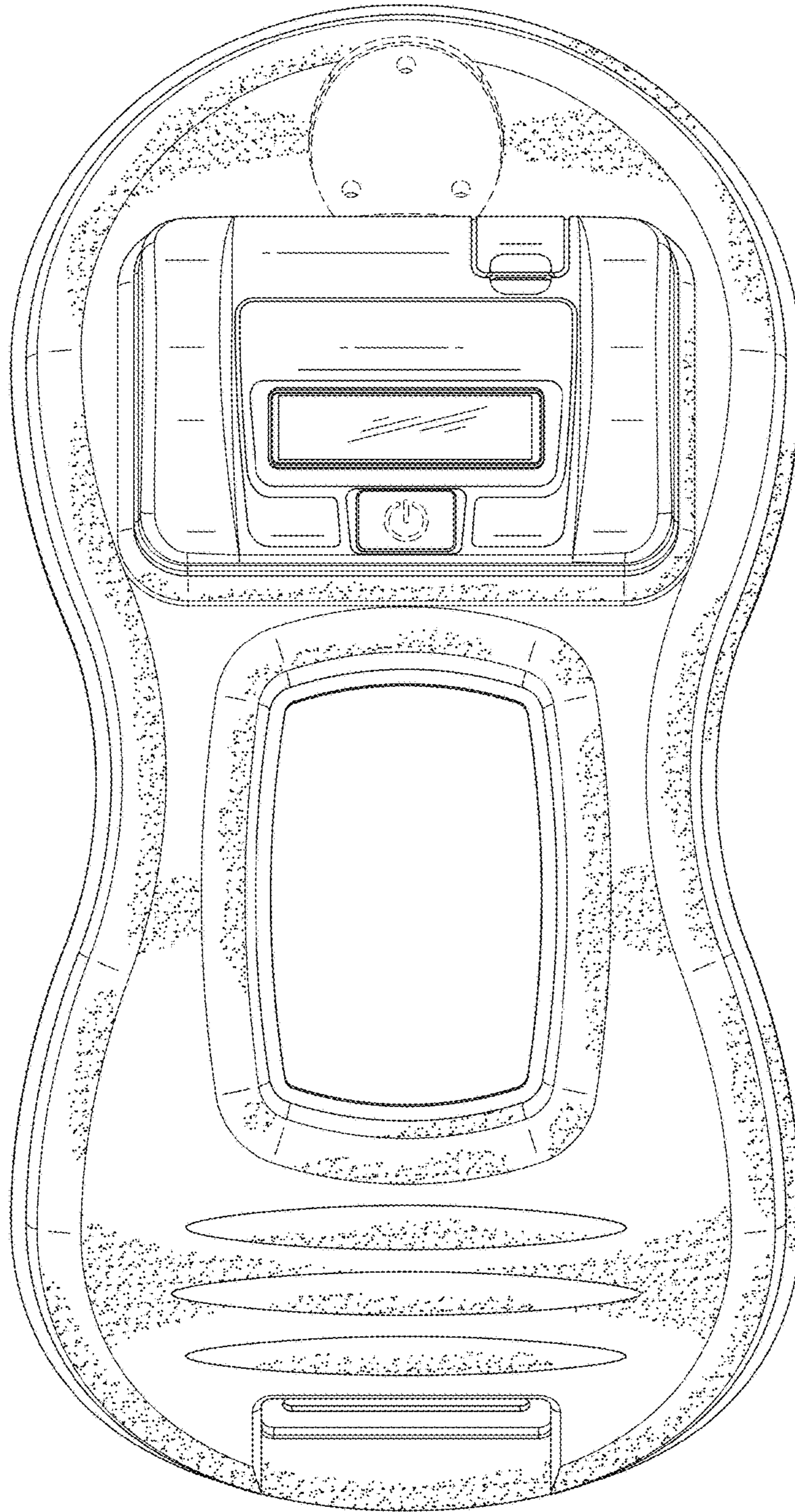


Fig. 2

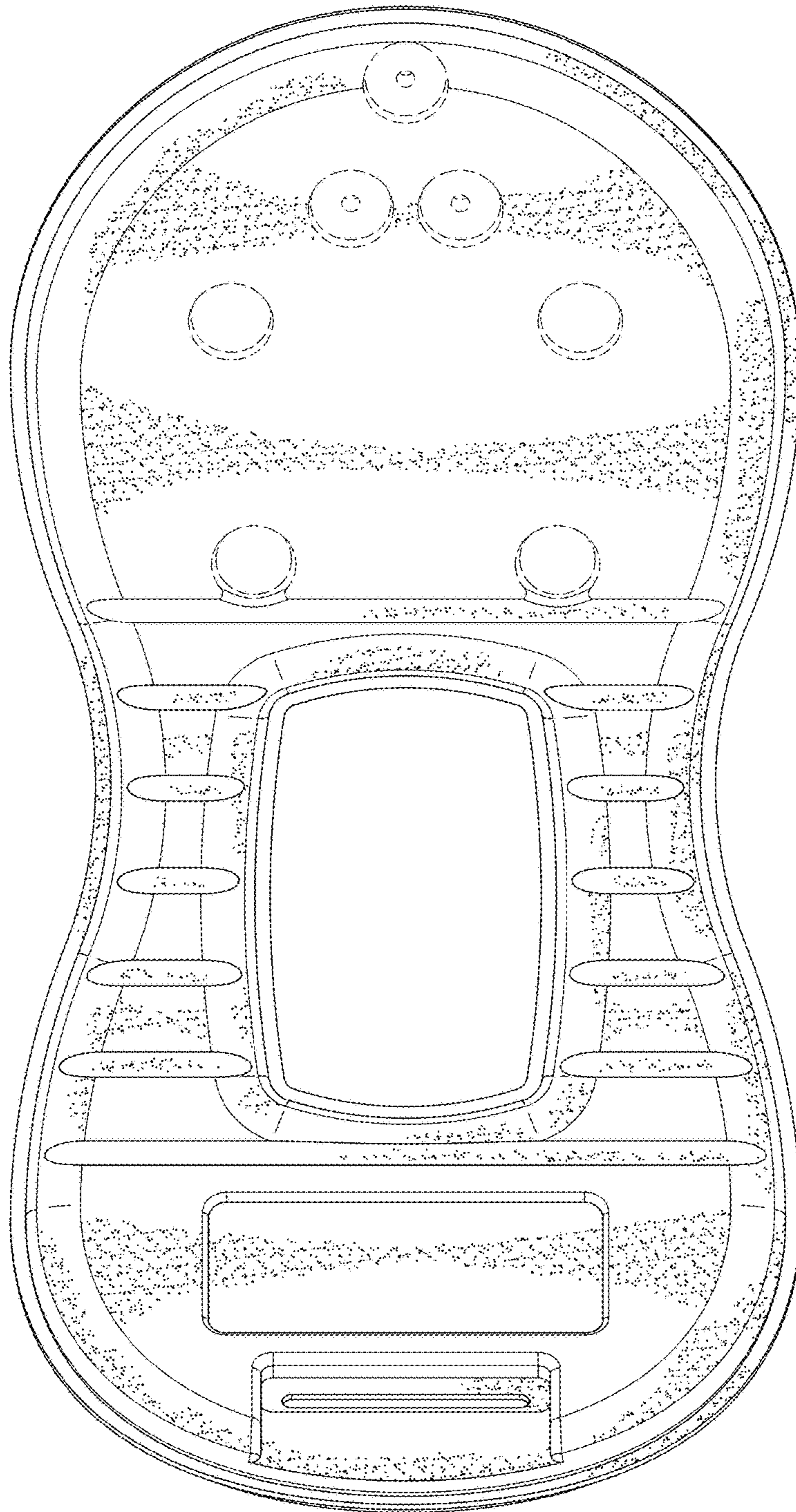


Fig. 3

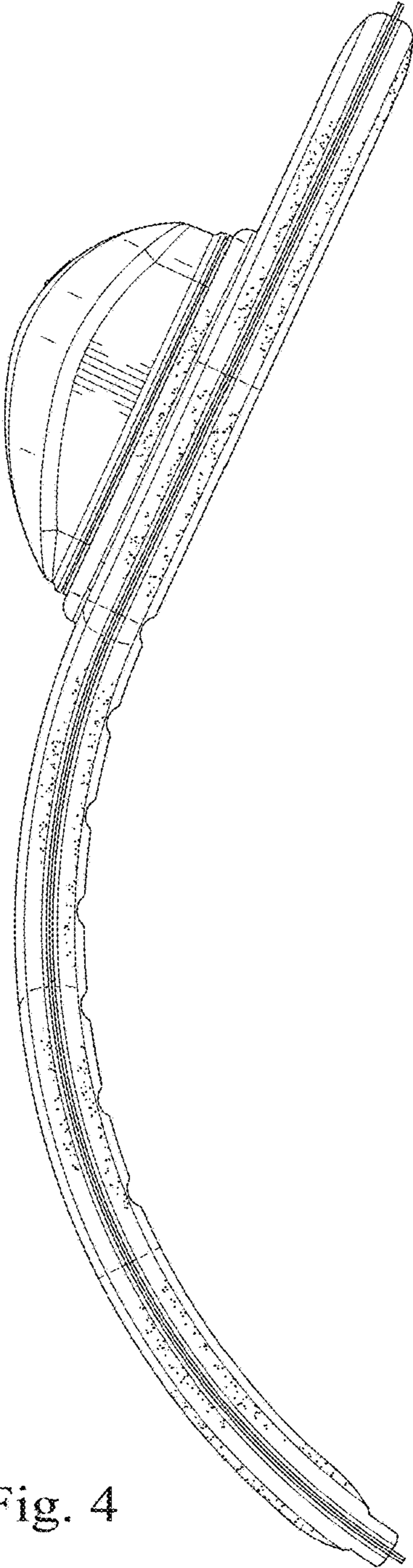


Fig. 4

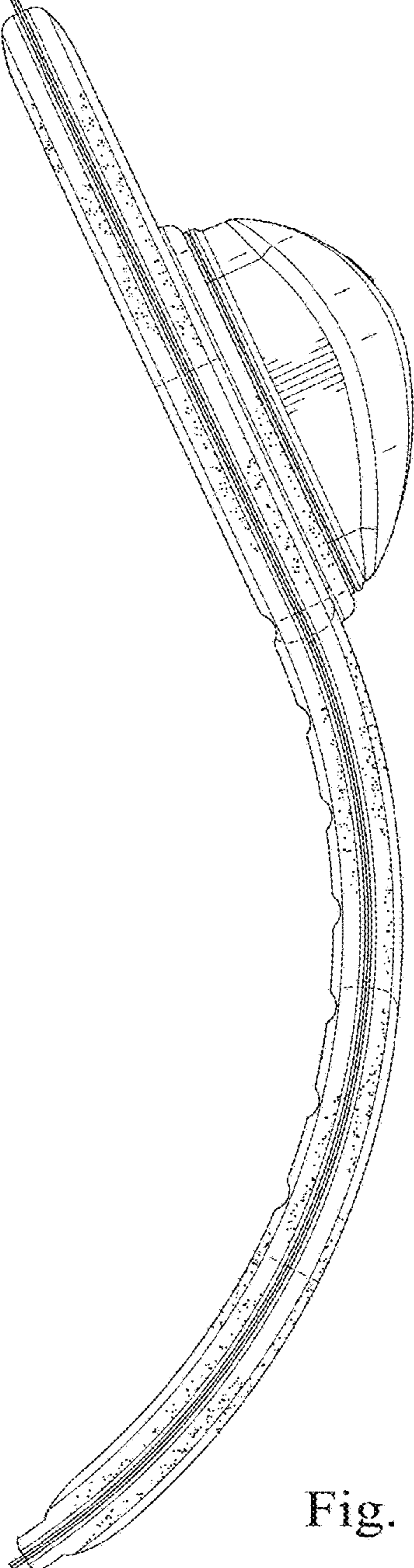


Fig. 5

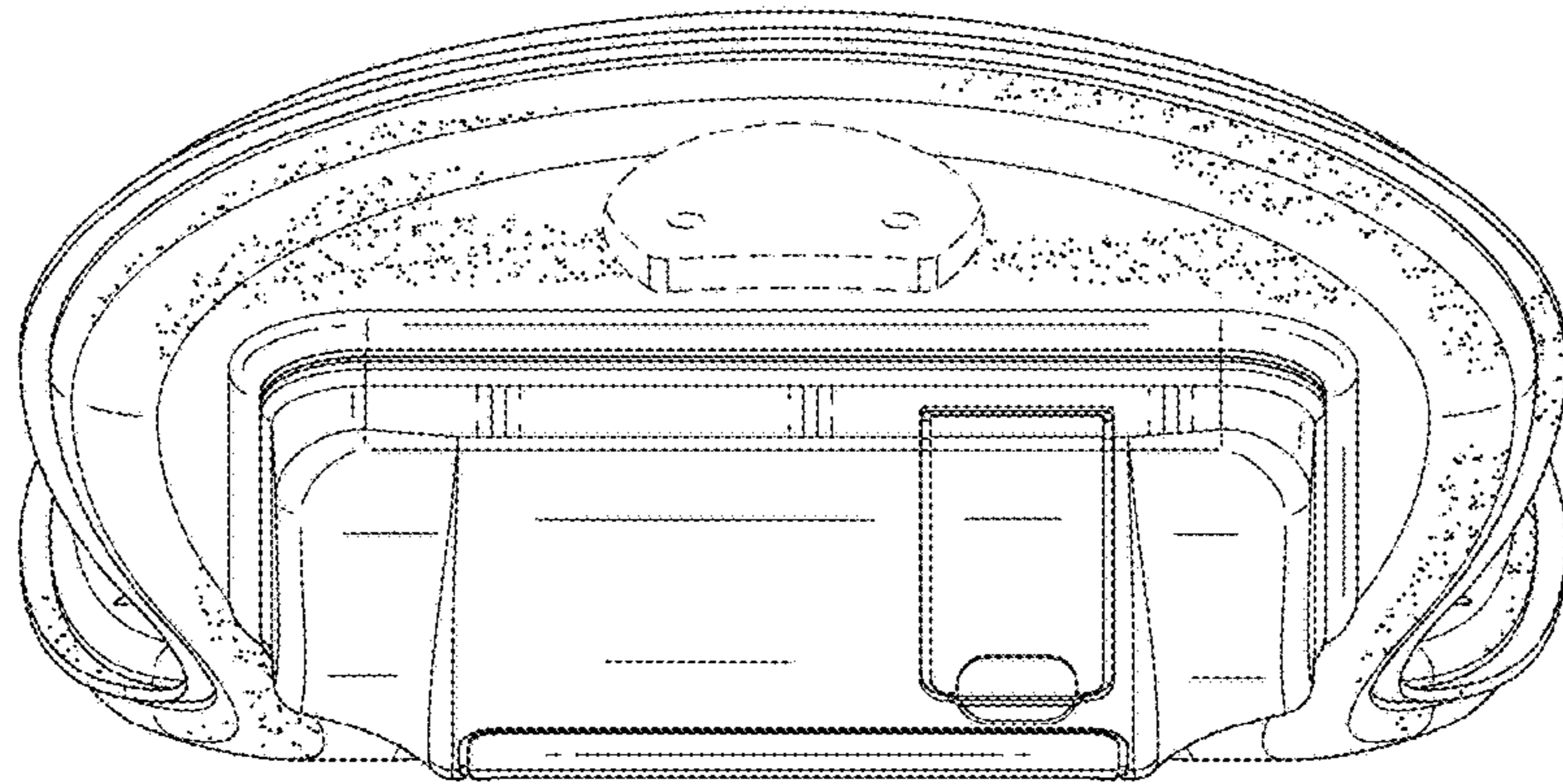


Fig. 6

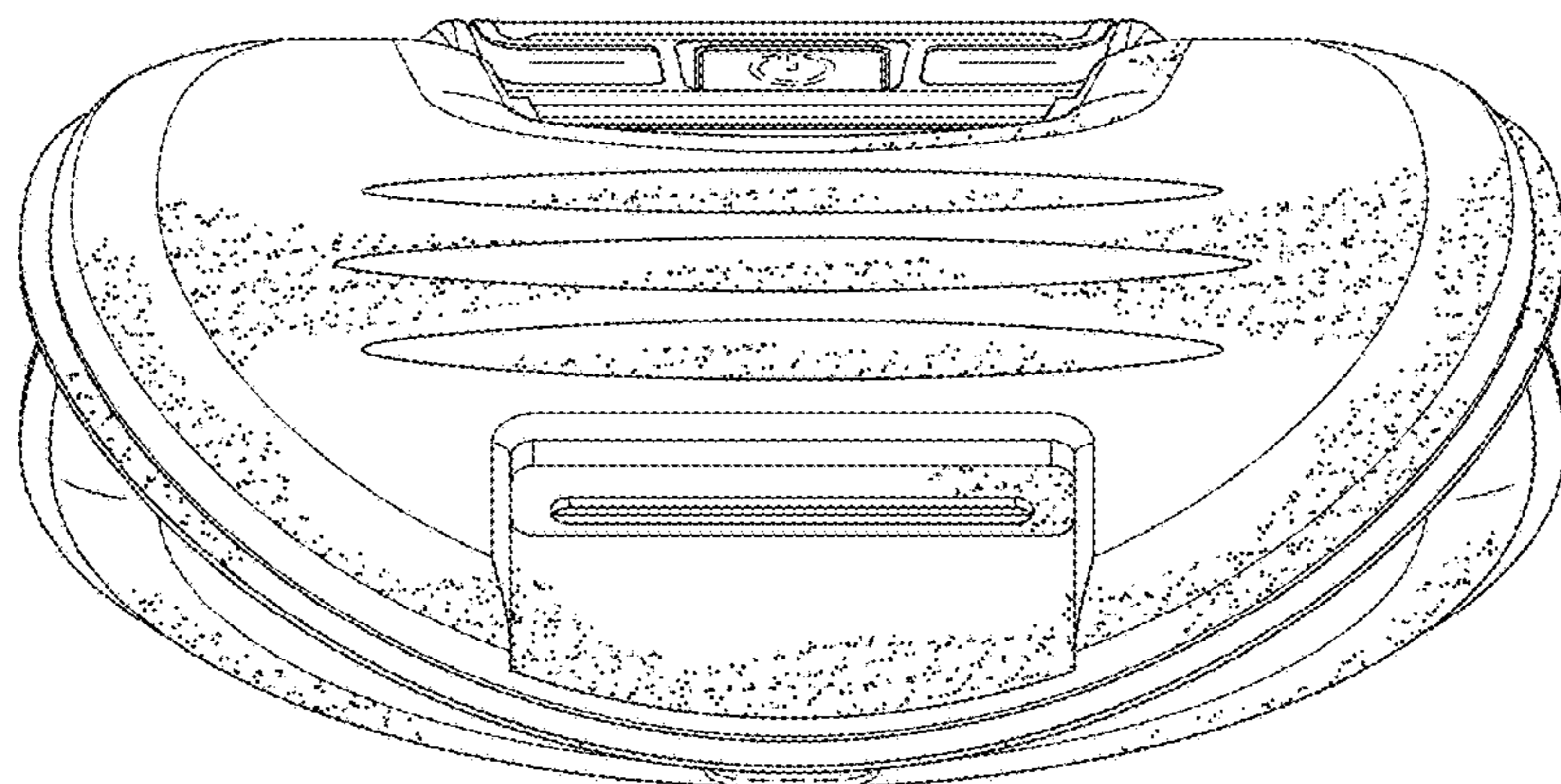


Fig. 7

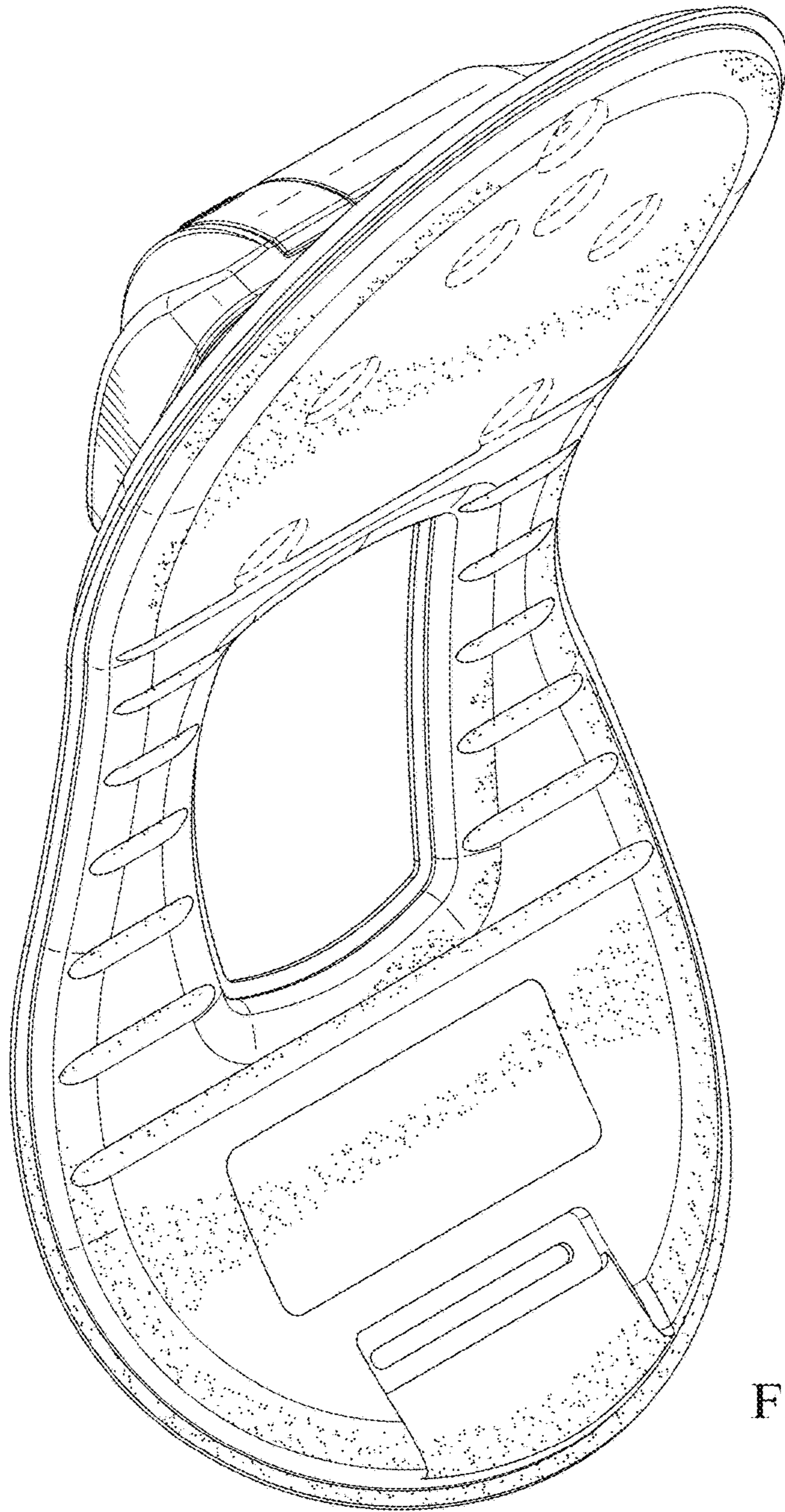


Fig. 8

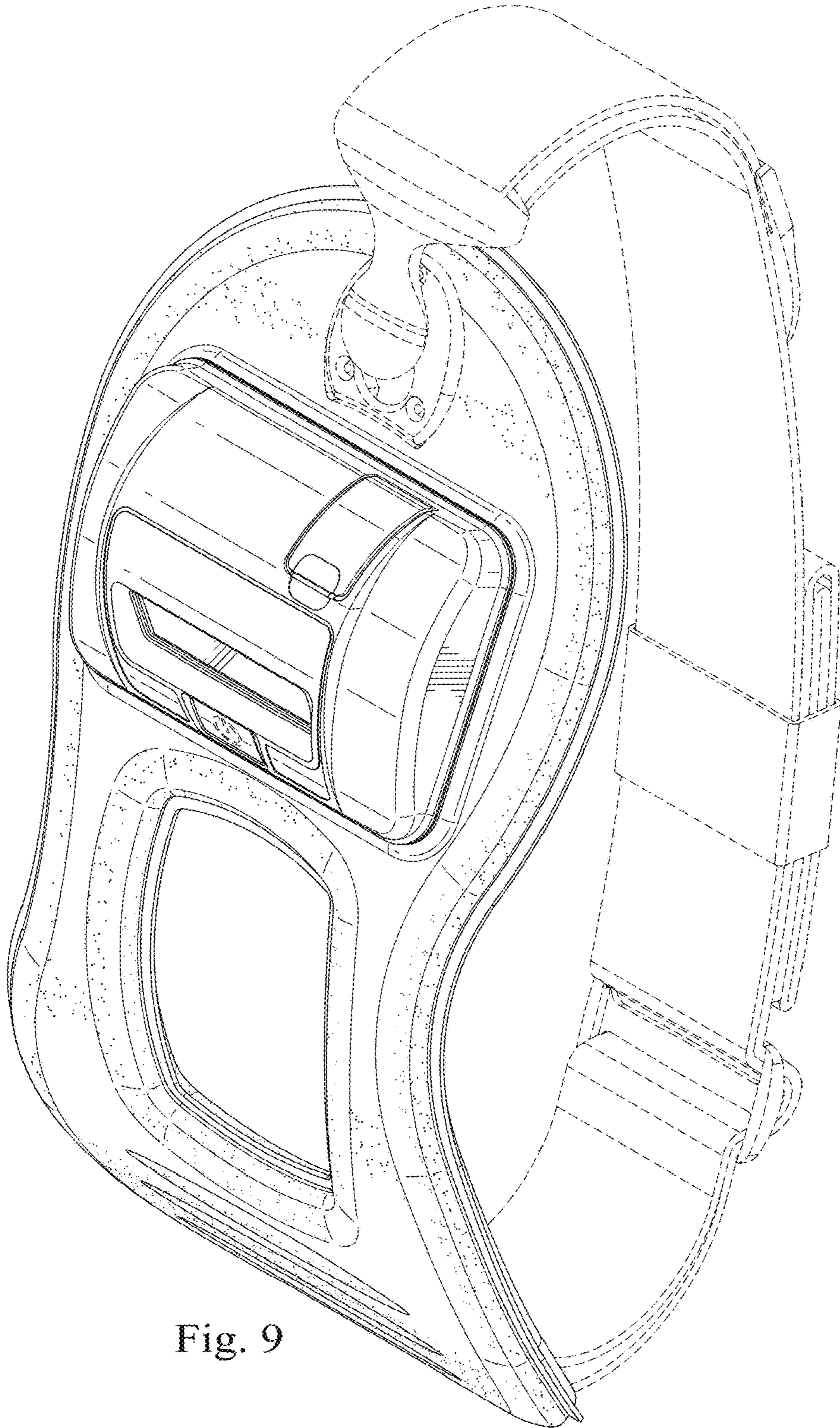


Fig. 9