



US00D860466S

(12) **United States Design Patent** (10) **Patent No.:** **US D860,466 S**
Chiang et al. (45) **Date of Patent:** **** Sep. 17, 2019**

(54) **WAIST SUPPORT**

(71) Applicant: **SPECIAL PROTECTORS CO., LTD.**,
New Taipei (TW)

(72) Inventors: **Chi-Sheng Chiang**, New Taipei (TW);
Chi-Lan Liao, New Taipei (TW)

(73) Assignee: **SPECIAL PROTECTORS CO., LTD.**,
New Taipei (TW)

(**) Term: **15 Years**

(21) Appl. No.: **29/591,317**

(22) Filed: **Jan. 19, 2017**

(30) **Foreign Application Priority Data**

Dec. 15, 2016 (TW) 105307621

(51) **LOC (12) Cl.** **24-01**

(52) **U.S. Cl.**
USPC **D24/190**

(58) **Field of Classification Search**
USPC D24/190–192; D29/100–102; D21/662,
D21/683

CPC A61F 5/028; A61F 5/0193; A61F 5/024;
A61F 5/026; A61F 5/03; A61F 5/055;
A61F 2/68

See application file for complete search history.

(56) **References Cited**

U.S. PATENT DOCUMENTS

D625,019	S	*	10/2010	Chiang	D24/190
D633,622	S	*	3/2011	Chiang	D24/190
D660,439	S	*	5/2012	Chen	D24/190
D749,230	S	*	2/2016	Safko	D24/190
9,872,794	B2	*	1/2018	Ingimundarson	A61F 5/028
D812,236	S	*	3/2018	Burke	D24/190
D813,320	S	*	3/2018	Delarosa	D21/662

* cited by examiner

Primary Examiner — Jennifer L Watkins

(74) *Attorney, Agent, or Firm* — Bacon & Thomas, PLLC

(57) **CLAIM**

The ornamental design for a waist support, as shown and described.

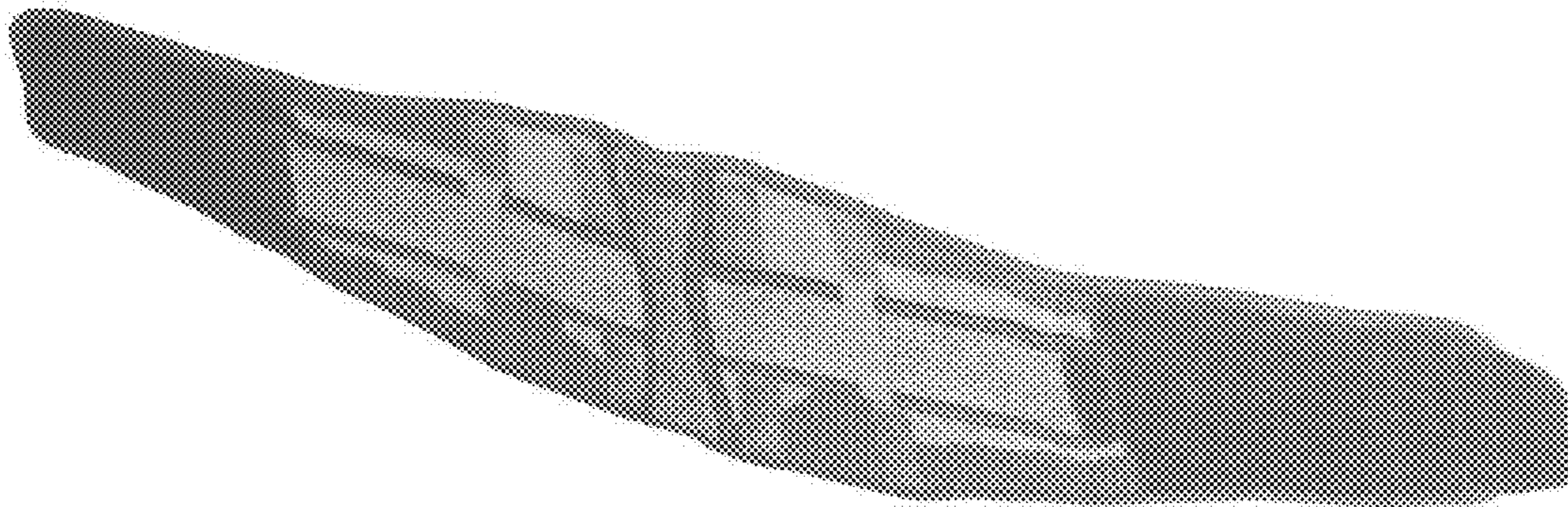
DESCRIPTION

FIG. 1 is a perspective view of waist support showing my new design

FIG. 2 is a front view thereof; and,

FIG. 3 is a back view thereof.

1 Claim, 3 Drawing Sheets



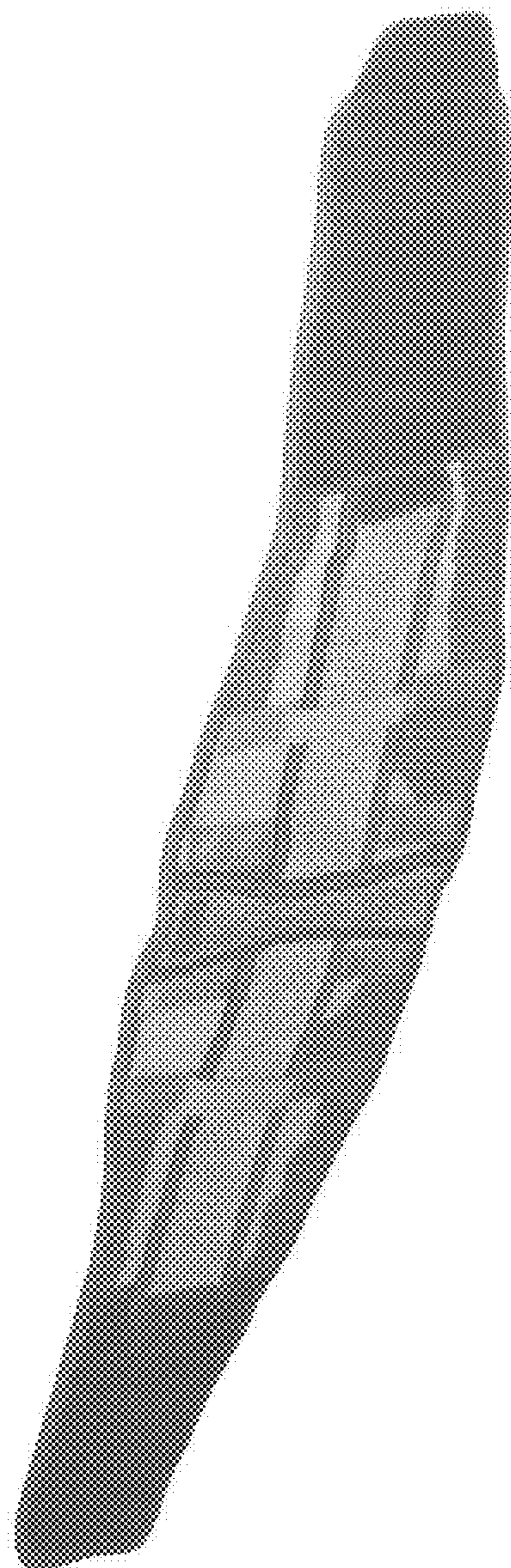


FIG. 1

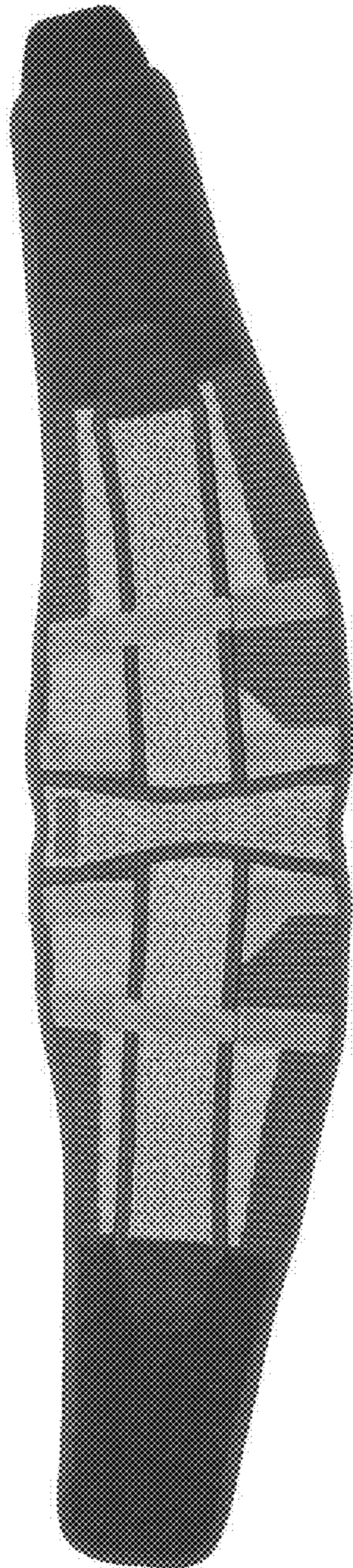


FIG. 2




FIG. 3