



US00D860369S

(12) **United States Design Patent** (10) **Patent No.:** **US D860,369 S**  
**Sakash et al.** (45) **Date of Patent:** **\*\* Sep. 17, 2019**

(54) **SUPPRESSOR HEAT SHIELD**

- (71) Applicant: **Sig Sauer, Inc.**, Newington, NH (US)
- (72) Inventors: **Aaron C. Sakash**, Somersworth, NH (US); **Krzysztof J. Kras**, Fremont, NH (US); **Nicholas T. Fappiano**, Brentwood, NH (US)
- (73) Assignee: **Sig Sauer, Inc.**, Newington, NH (US)
- (\*\*) Term: **15 Years**
- (21) Appl. No.: **29/606,250**
- (22) Filed: **Jun. 2, 2017**
- (51) **LOC (12) Cl.** ..... **22-01**
- (52) **U.S. Cl.**  
USPC ..... **D22/108**
- (58) **Field of Classification Search**  
USPC ..... D22/108, 199; D21/570, 573-575  
CPC ..... F41A 21/487; F41A 13/00; F41A 13/10; F41A 13/12  
See application file for complete search history.

(56) **References Cited**

**U.S. PATENT DOCUMENTS**

D350,169 S	8/1994	Arad et al.	
6,343,536 B1	2/2002	Rossier et al.	
D507,619 S *	7/2005	Shiloni	F41C 23/16 D22/108
D559,923 S	1/2008	Broersma	
7,587,969 B2 *	9/2009	Silvers	F41A 21/30 181/223
D623,717 S *	9/2010	Saur	D22/108
D636,453 S	4/2011	Fitzpatrick et al.	
D651,680 S *	1/2012	DeGroat	D22/108
D685,874 S *	7/2013	Andrews, Jr.	D22/108
D692,516 S	10/2013	Yan et al.	
D702,982 S	4/2014	Demaria	

(Continued)

**FOREIGN PATENT DOCUMENTS**

WO	20110140474	11/2011	
WO	WO-2012007755 A2 *	1/2012	..... A61F 5/445
WO	2015/119700 A3	8/2015	

**OTHER PUBLICATIONS**

Angel Custom HIVE Airsoft Suppressor Barrel Extension 130mm CCW, posted at Airsoft Junkiez, posting date Jun. 13, 2017. Site visited Mar. 5, 2019. URL: <<https://web.archive.org/web/20170613164730/http://www.airsoftjunkiez.com/angel-custom-hive-airsoft-suppressor-barrel-extension-130mm-ccw/>> (Year: 2017).\*

(Continued)

*Primary Examiner* — Kevin K Rudzinski  
*Assistant Examiner* — Kathleen L Jones  
(74) *Attorney, Agent, or Firm* — Finch & Maloney PLLC

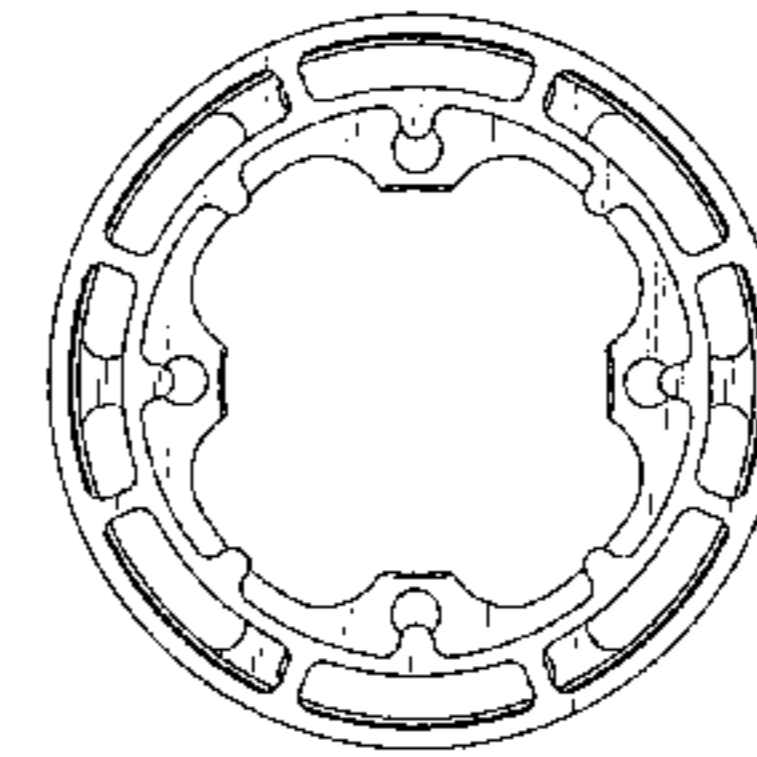
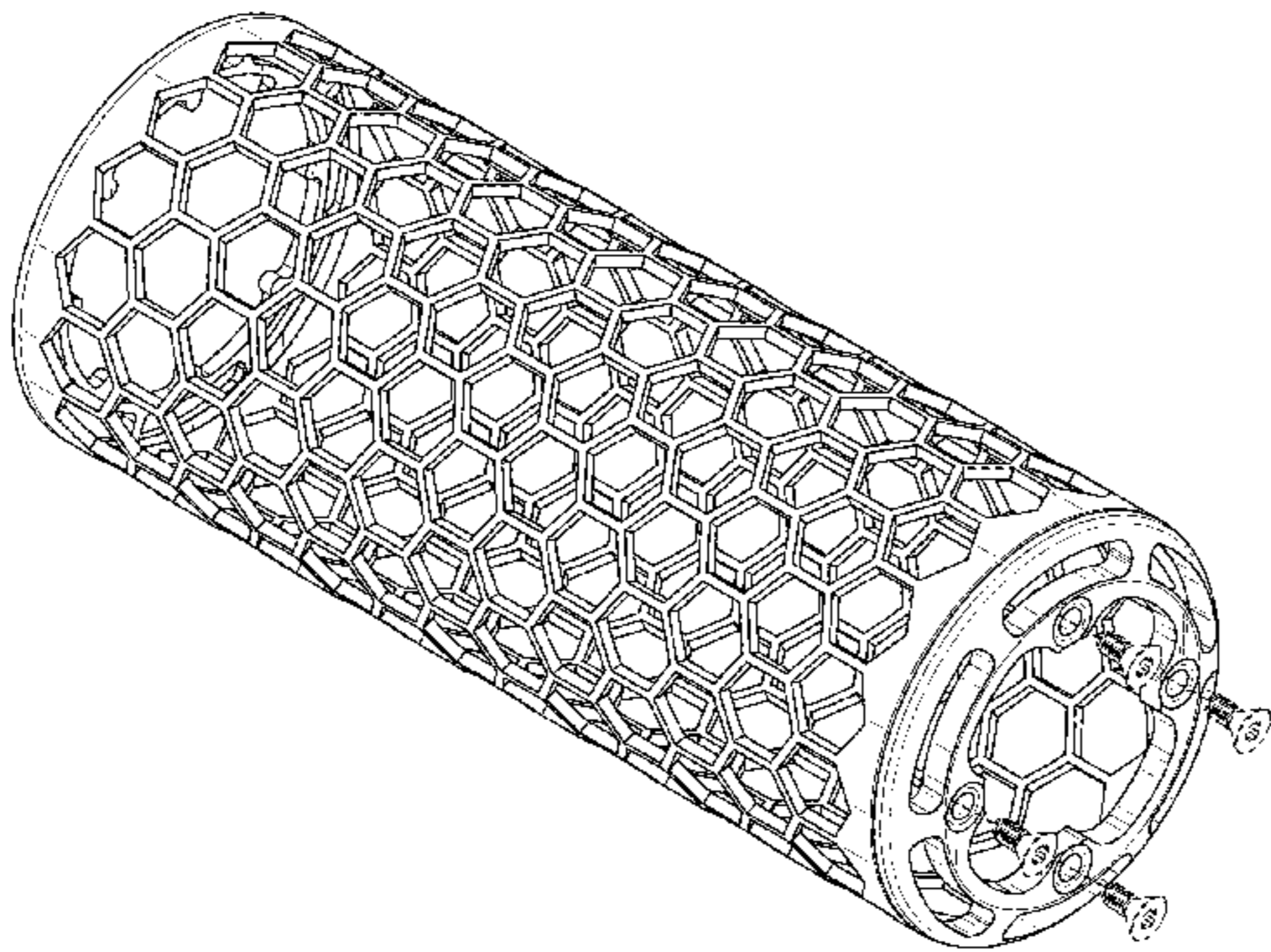
(57) **CLAIM**

The ornamental design for a suppressor heat shield, as shown and described.

**DESCRIPTION**

FIG. 1 is a top, right-side, and distal-end perspective view of a suppressor heat shield showing our new design; FIG. 2 is a top, left-side, and proximal-end perspective view thereof; FIG. 3 is a distal-end elevational view thereof; FIG. 4 is a proximal-end elevational view thereof; FIG. 5 is a bottom-right side view thereof; FIG. 6 is a top-left side view thereof; FIG. 7 is a top plan view thereof; FIG. 8 is a bottom plan view thereof; and, FIG. 9 is a top, right-side, and proximal-end perspective view of the suppressor heat shield shown with a broken line cord laced through the heat shield openings. In the figures, the broken line hardware with lead lines as well as the broken line cord are for the purpose of illustrating environmental structure and form no part of the claimed design.

**1 Claim, 9 Drawing Sheets**



(56)

References Cited

U.S. PATENT DOCUMENTS

D709,140 S 7/2014 Coulter  
 8,807,005 B2 8/2014 Moss et al.  
 9,102,010 B2 8/2015 Wilson  
 9,103,610 B2 8/2015 Wilcox et al.  
 9,103,618 B2\* 8/2015 Daniel ..... F41A 21/325  
 9,140,511 B2 9/2015 Michael et al.  
 D767,706 S 9/2016 Shults et al.  
 D776,226 S 1/2017 Green et al.  
 D779,621 S \* 2/2017 Salvador ..... D22/108  
 D808,490 S \* 1/2018 Meinert ..... D22/108  
 D816,794 S \* 5/2018 Geissele ..... D22/108  
 D829,845 S 10/2018 Oglesby  
 D158,795 S 12/2018 Yoshinori et al.  
 D837,922 S 1/2019 McDonald et al.  
 D839,375 S 1/2019 James  
 10,254,060 B2\* 4/2019 Hoon ..... F41A 9/52  
 2011/0178540 A1\* 7/2011 Axelsson ..... A61F 5/445  
 606/153  
 2013/0340313 A1\* 12/2013 Myers ..... F41A 21/30  
 42/90  
 2014/0082990 A1 3/2014 Lee  
 2014/0088725 A1\* 3/2014 Palti ..... A61M 1/32  
 623/23.65  
 2015/0308778 A1 10/2015 Vossler  
 2015/0371842 A1\* 12/2015 Park ..... H01J 65/044  
 315/34  
 2016/0030227 A1\* 2/2016 Bronnimann ..... A61F 5/445  
 604/338  
 2016/0033224 A1\* 2/2016 Miller, III ..... F41A 21/36  
 89/14.2  
 2016/0278561 A1 9/2016 Chan et al.  
 2017/0153080 A1 6/2017 Roberts et al.  
 2018/0142975 A1\* 5/2018 Hoon ..... F41A 9/52

2018/0172383 A1\* 6/2018 James ..... F41A 21/30  
 2018/0292164 A1 10/2018 Thompson et al.  
 2019/0093974 A1\* 3/2019 Smith ..... F41A 21/325

OTHER PUBLICATIONS

Evike.com Airsoft, Angel Custom HIVE Mock Suppressor, posted at YouTube, posting date Oct. 11, 2016. Site visited Mar. 5, 2019. URL: <[https://www.youtube.com/watch?v=C\\_ZUyiGIYWY](https://www.youtube.com/watch?v=C_ZUyiGIYWY)> (Year: 2016).\*

Volk, Oleg, New Rifle and Suppressor Combo From LaRue Tactical, posted at AllOutdoor, posting date Oct. 23, 2017. Site visited Mar. 5, 2019. URL: <<https://www.alloutdoor.com/2017/10/23/new-rifle-suppressor-combo-larue-tactical/>> (Year: 2017).\*

Live Fire—USSOCOM Suppressed Upper Receiver Group (SURG), posted at Soldier Systems, posting date Sep. 20, 2018. Site visited Mar. 5, 2019. URL: <<http://soldiersystems.net/category/weapons/page/11/>> (Year: 2018).\*

Mills-Brown et al., “Thermal and tensile properties of polysialate composites”, Published by Elsevier Ltd., Science Direct, Ceramics International, vol. 39, Issue 8, Dec. 2013, pp. 8917-8924.

PTS Griffin Armament M4SD-II Suppressor Gen 2, posted at Airsoft Junkiez, posting date Jun. 4, 2017. Site visited Mar. 5, 2019. URL: <https://web.archive.org/web/20170604082112/http://www.airsoftjunkiez.com/pts-griffin-armament-m4sd-ii-suppressor-gen-2-black/>, year: 2017.

VMAC .45ACP Fake Suppressor W. Heat Shield, posted at Atlantic Firearms, posting date not available. Site visited Mar. 6, 2019, URL: <https://www.atlanticfirearms.com/products/mac-45acp-fake-suppressor-and-heat-shield>.

IA-SC9-Integral CZ Scorpion, posted at Innovative Arms Silencers, copyright 2015. Site visited Mar. 6, 2019. URL: <https://www.innovativearms.com/portfolio/scor-integral-cz-scorpion/>. Year 2015.

\* cited by examiner



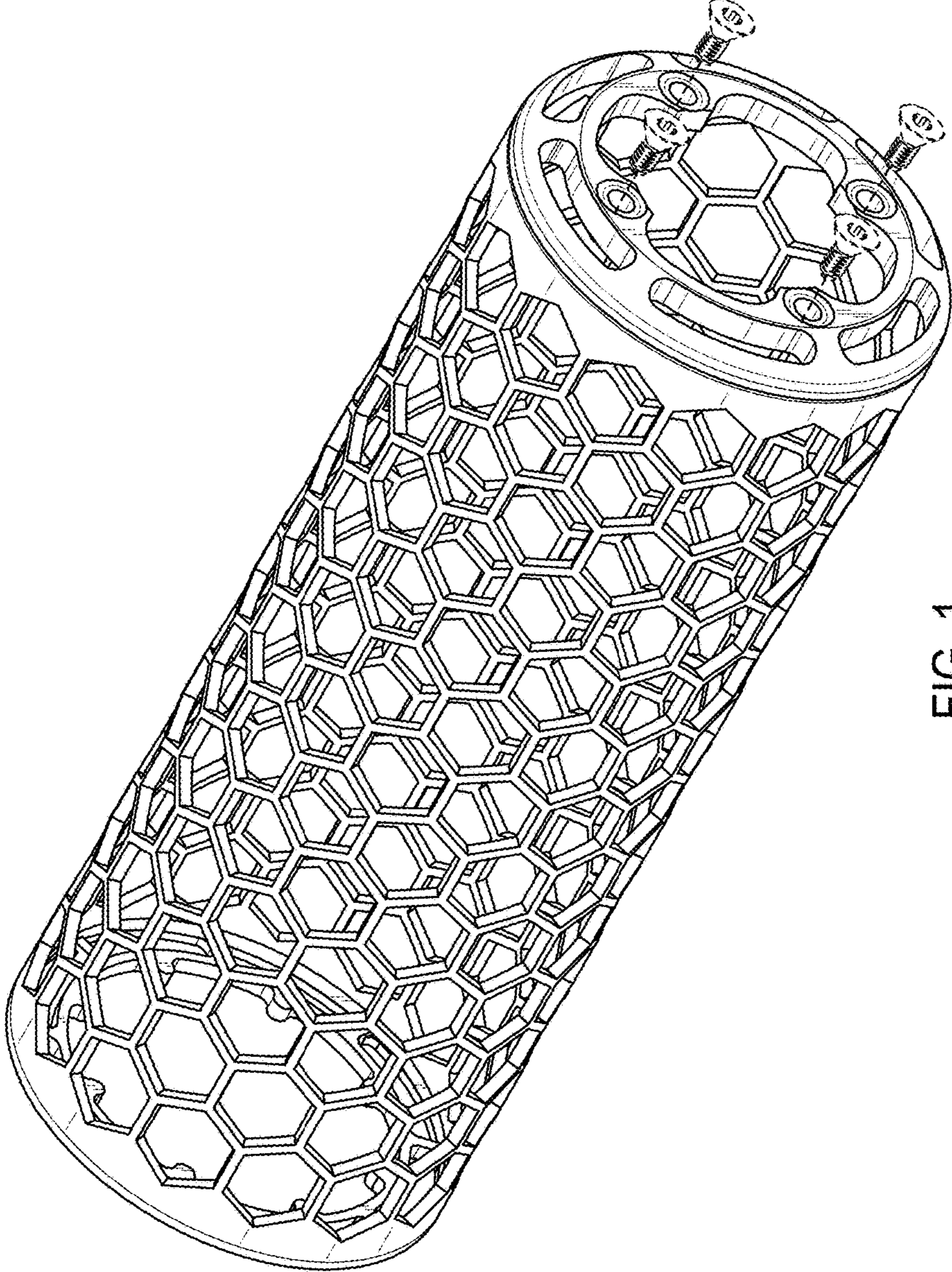


FIG. 1

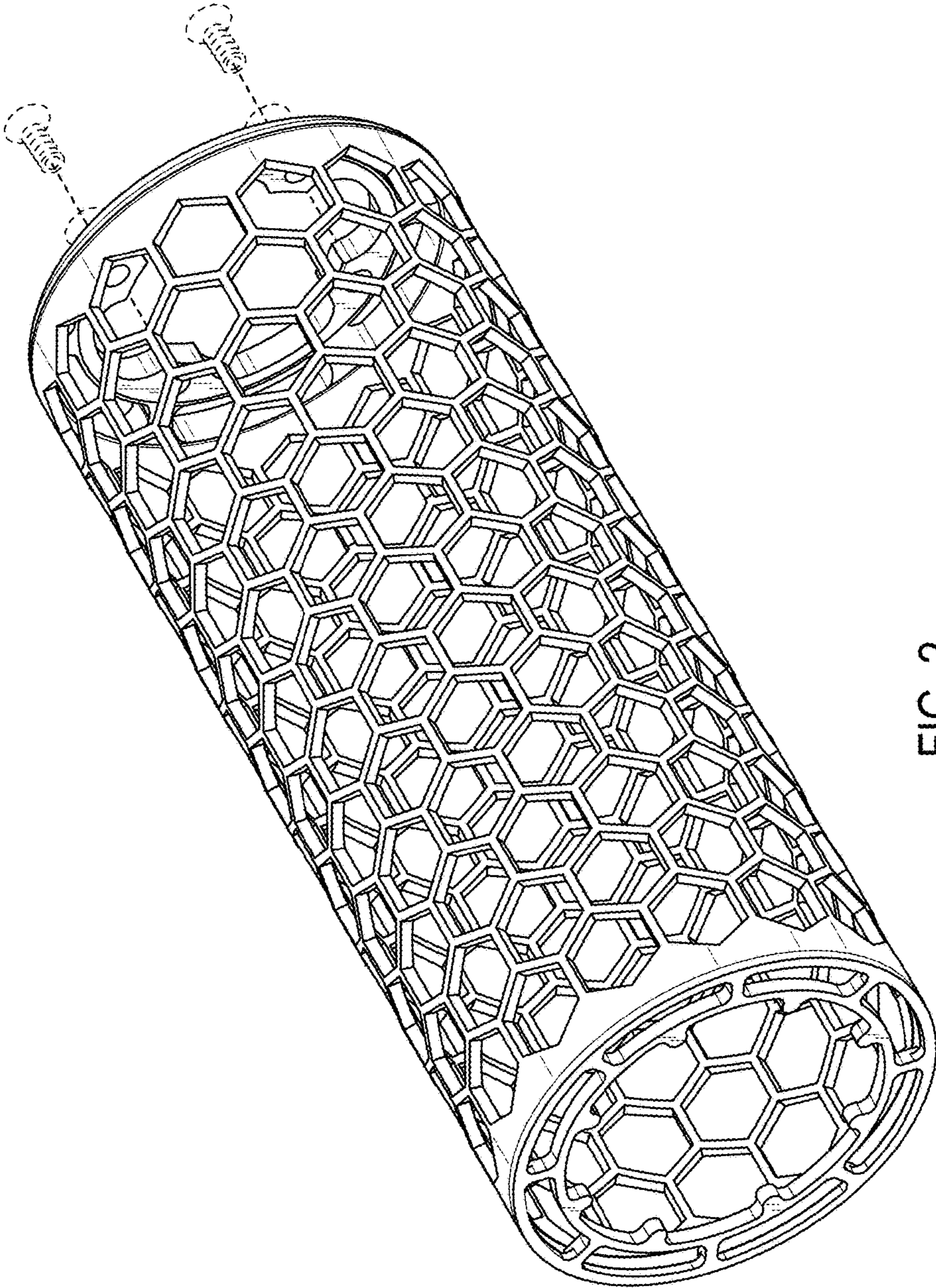


FIG. 2



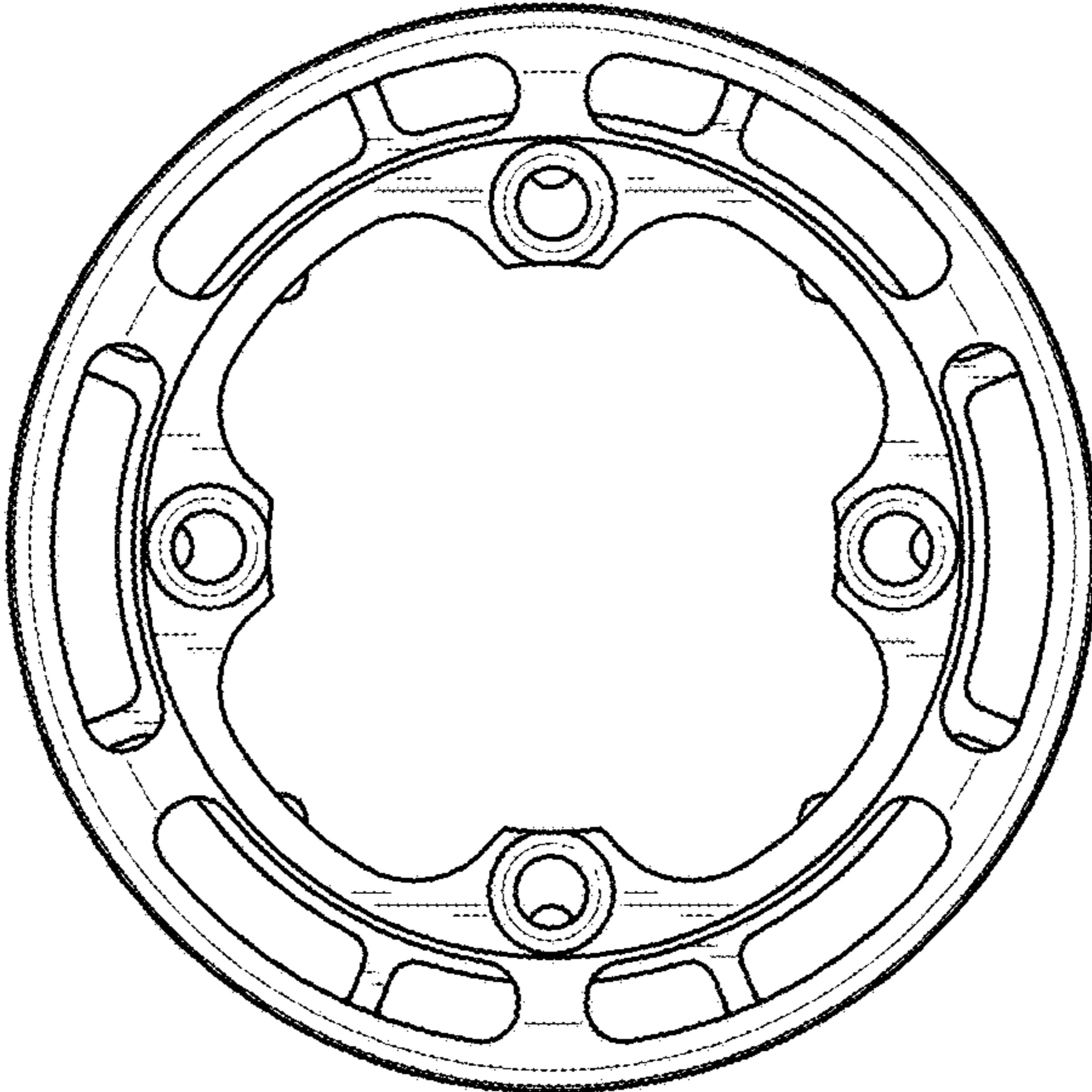


FIG. 3

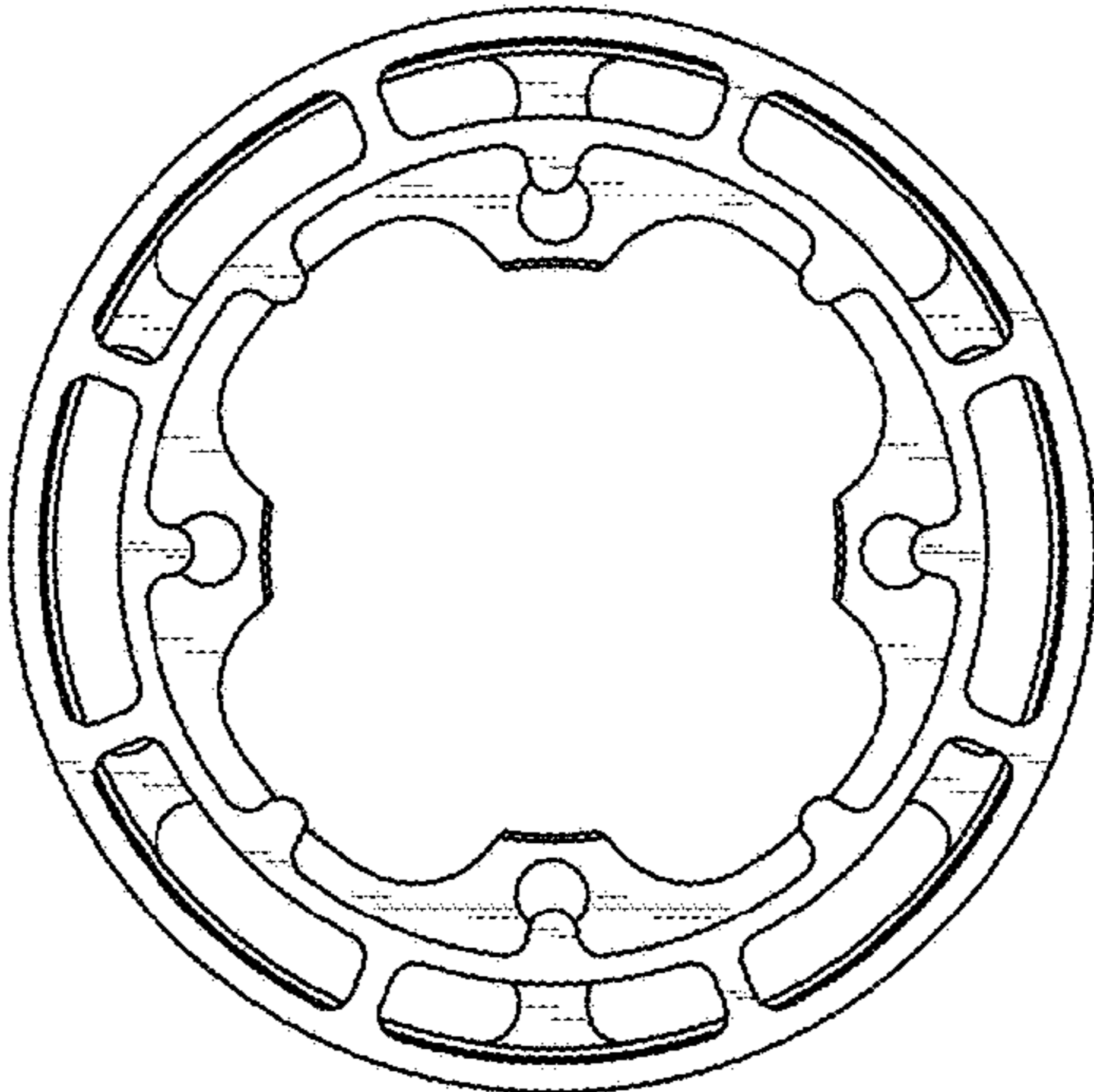


FIG. 4

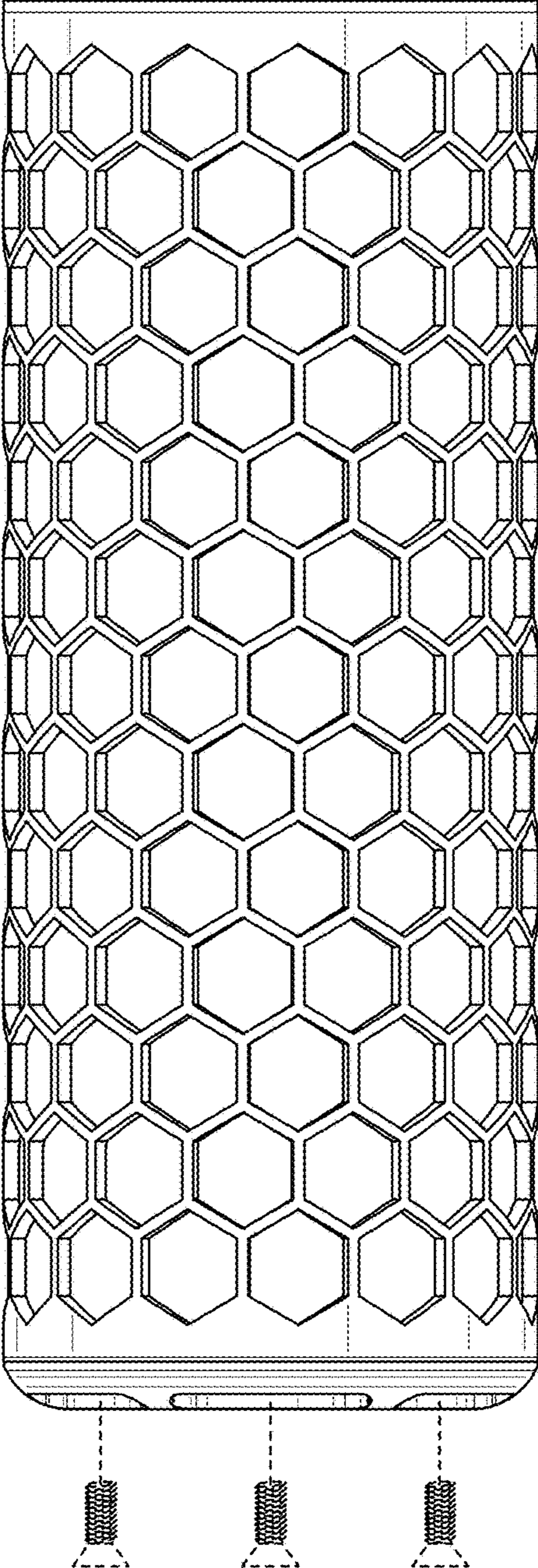


FIG. 5

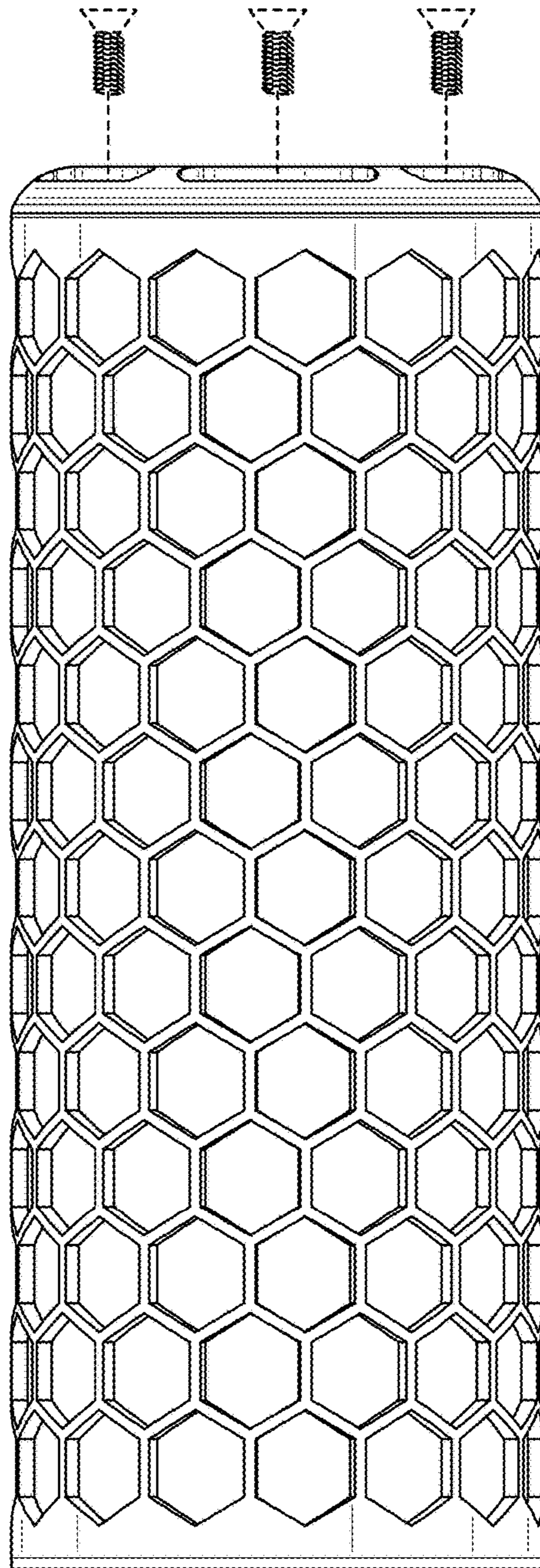


FIG. 6



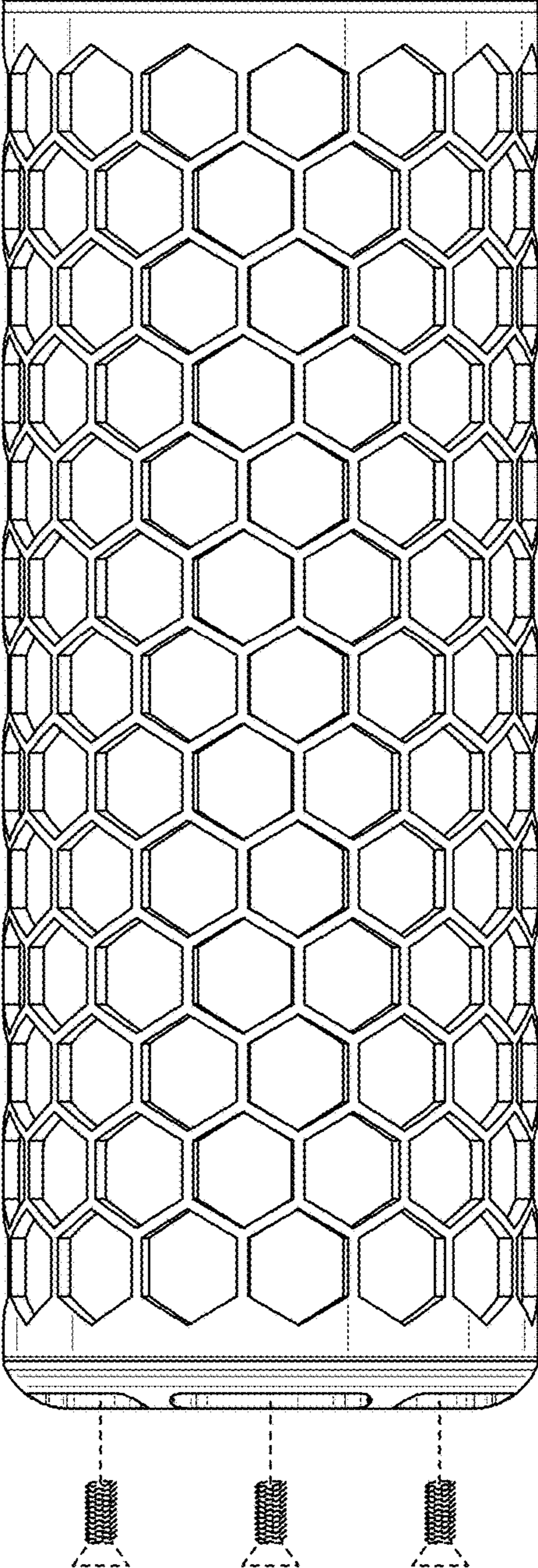


FIG. 7

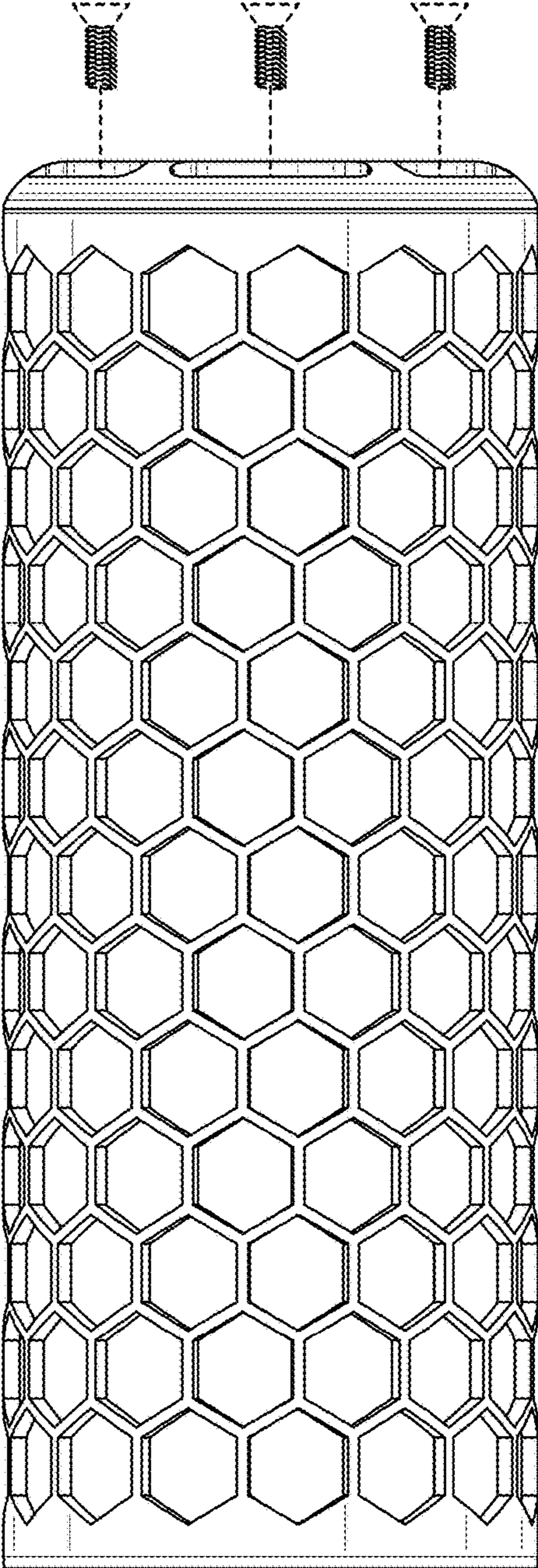


FIG. 8



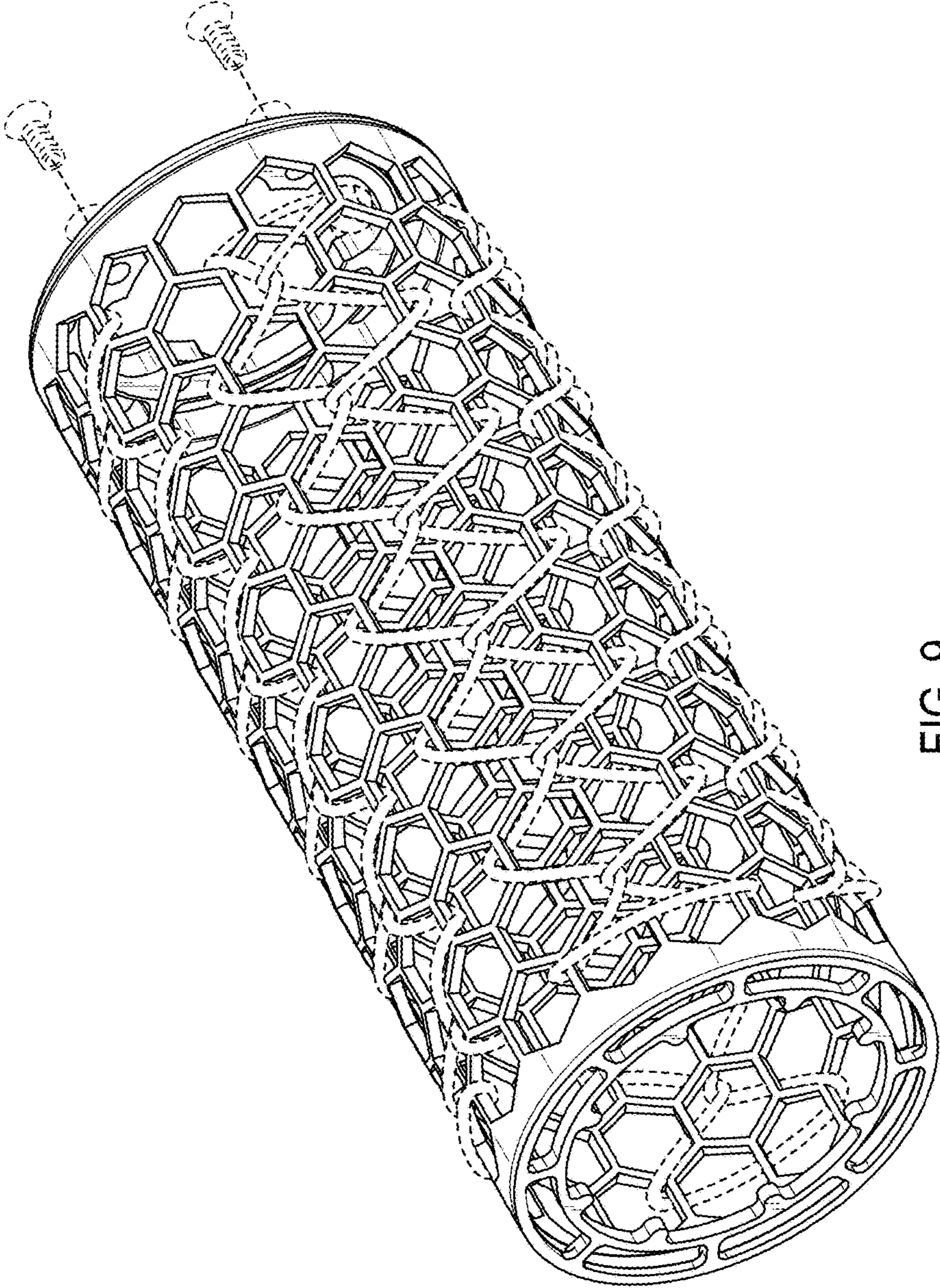


FIG. 9