



US00D860359S

(12) **United States Design Patent** (10) **Patent No.:** **US D860,359 S**
Binge et al. (45) **Date of Patent:** **** Sep. 17, 2019**

- (54) **LACROSSE POCKET**
- (71) Applicant: **Warrior Sports, Inc.**, Warren, MI (US)
- (72) Inventors: **William G. Binge**, Clarkston, MI (US);
Scott L. Weiss, Novi, MI (US); **Tina Tse**, Sterling Heights, MI (US)
- (73) Assignee: **Warrior Sports, Inc.**, Warren, MI (US)
- (**) Term: **15 Years**
- (21) Appl. No.: **29/658,841**
- (22) Filed: **Aug. 3, 2018**

- 5,269,532 A * 12/1993 Tucker A63B 49/02
473/513
- D350,173 S * 8/1994 Tucker D21/724
- 5,339,657 A * 8/1994 McMurray D04B 21/10
66/195
- 5,568,925 A 10/1996 Morrow et al.
- 6,506,132 B1 1/2003 Brine, III et al.
- 6,520,875 B1 * 2/2003 Crawford A63B 51/02
473/513
- 7,022,035 B2 * 4/2006 Morrow A63B 51/02
473/513
- 7,192,369 B2 3/2007 Morrow
- 7,211,009 B2 5/2007 Samaras et al.

(Continued)

Primary Examiner — Mitchell I. Siegel
(74) *Attorney, Agent, or Firm* — Warner Norcross + Judd LLP

Related U.S. Application Data

- (62) Division of application No. 29/609,773, filed on Jul. 5, 2017, now Pat. No. Des. 832,954.
- (51) **LOC (12) Cl.** **21-02**
- (52) **U.S. Cl.**
USPC **D21/753; D21/724**
- (58) **Field of Classification Search**
USPC D21/724, 753
CPC A63B 59/20; A63B 65/122; A63B 65/125;
A63B 65/127; A63B 60/50; A63B 60/51;
A63B 60/52; A63B 60/00; A63B 60/46;
A63B 51/00–51/14; A63B
2051/001–2051/045; D04B 21/10; D04B
21/16
See application file for complete search history.

References Cited

U.S. PATENT DOCUMENTS

- 4,034,984 A * 7/1977 Crawford A63B 49/02
473/513
- 4,153,251 A * 5/1979 Pond A63B 51/02
473/513
- 4,215,453 A * 8/1980 Matsuda A44B 19/34
24/381
- D318,509 S 7/1991 Naumburg, Jr.

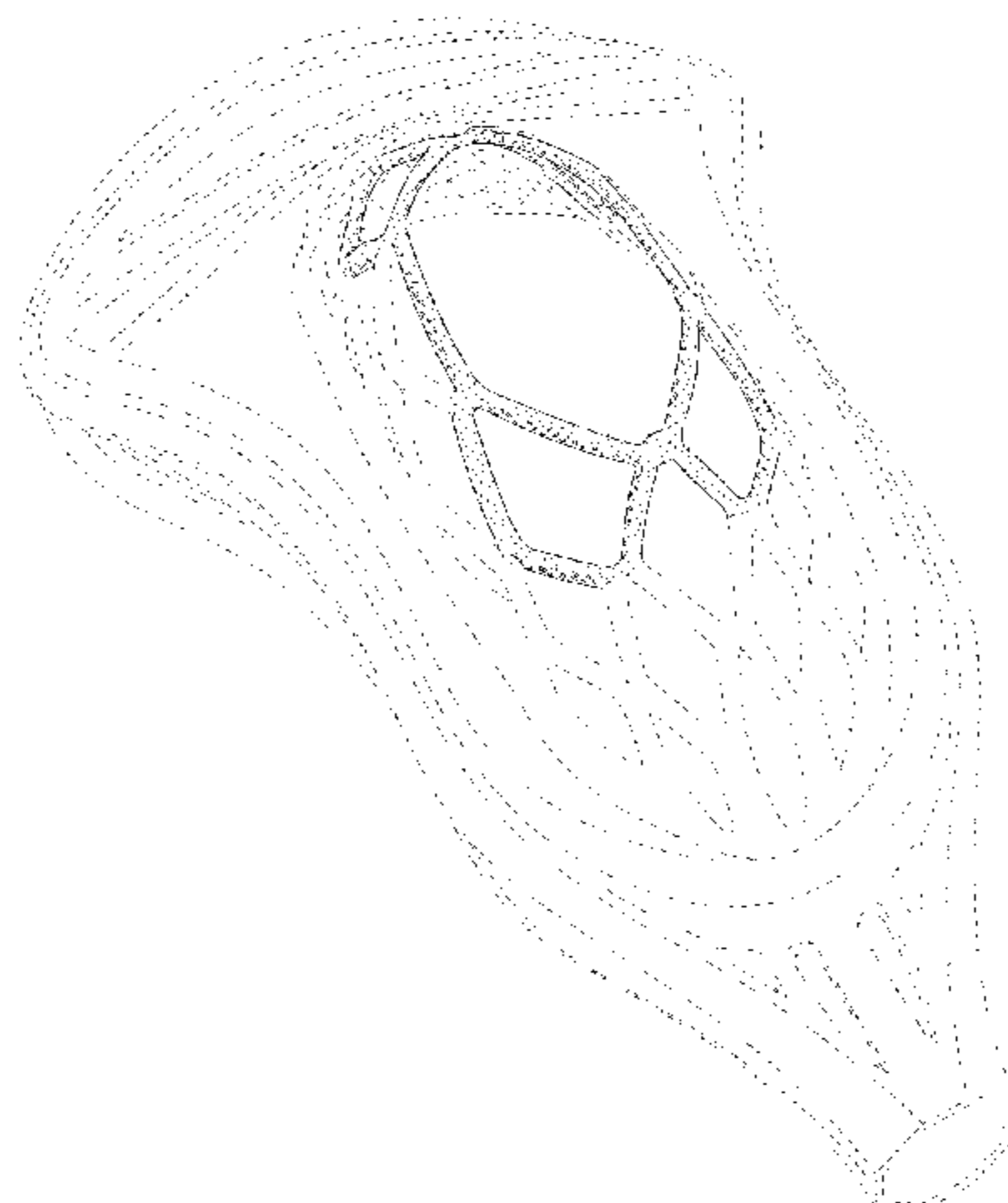
(57) **CLAIM**

The ornamental design for lacrosse pocket, as shown and described.

DESCRIPTION

FIG. 1 is a perspective view of the lacrosse pocket embodying the new design;
FIG. 2 is a right side view thereof, the left side view being a mirror image thereof;
FIG. 3 is a top view thereof;
FIG. 4 is a bottom view thereof;
FIG. 5 is a front view thereof; and,
FIG. 6 is a rear view thereof.
FIGS. 1-6 show features of a lacrosse pocket in phantom lines. These features are shown for environmental purposes and do not form any part of the claimed design. The phantom lines immediately adjacent the solid-line portions of the design form the boundary of the design, with the phantom lines forming no part of the claimed design. The shaded portions of the lacrosse pocket are the claimed design.

1 Claim, 5 Drawing Sheets



(56)

References Cited

U.S. PATENT DOCUMENTS

7,278,936	B2 *	10/2007	Tucker, Jr.	A63B 59/20 473/513
7,407,451	B2 *	8/2008	Velasquez	A63B 23/0355 473/422
7,727,092	B2 *	6/2010	Lignelli	A63B 59/20 473/513
9,162,382	B2 *	10/2015	Burns	B29C 70/688
9,259,883	B1	2/2016	Morrow et al.	
9,468,824	B1 *	10/2016	Miceli	A63B 59/20
9,492,723	B1 *	11/2016	McCampbell	A63B 59/02
D811,504	S *	2/2018	Van Loon, III	D21/753
D832,954	S *	11/2018	Binge	D21/753
2001/0044347	A1 *	11/2001	Crawford	A63B 51/02 473/513
2002/0160865	A1 *	10/2002	Brine, III	A63B 60/00 473/513
2002/0173389	A1 *	11/2002	Morrow	A63B 51/02 473/513
2006/0258488	A1 *	11/2006	Lamson	A63B 60/00 473/513
2014/0103566	A1 *	4/2014	Janisse	B29C 45/14786 264/161

* cited by examiner

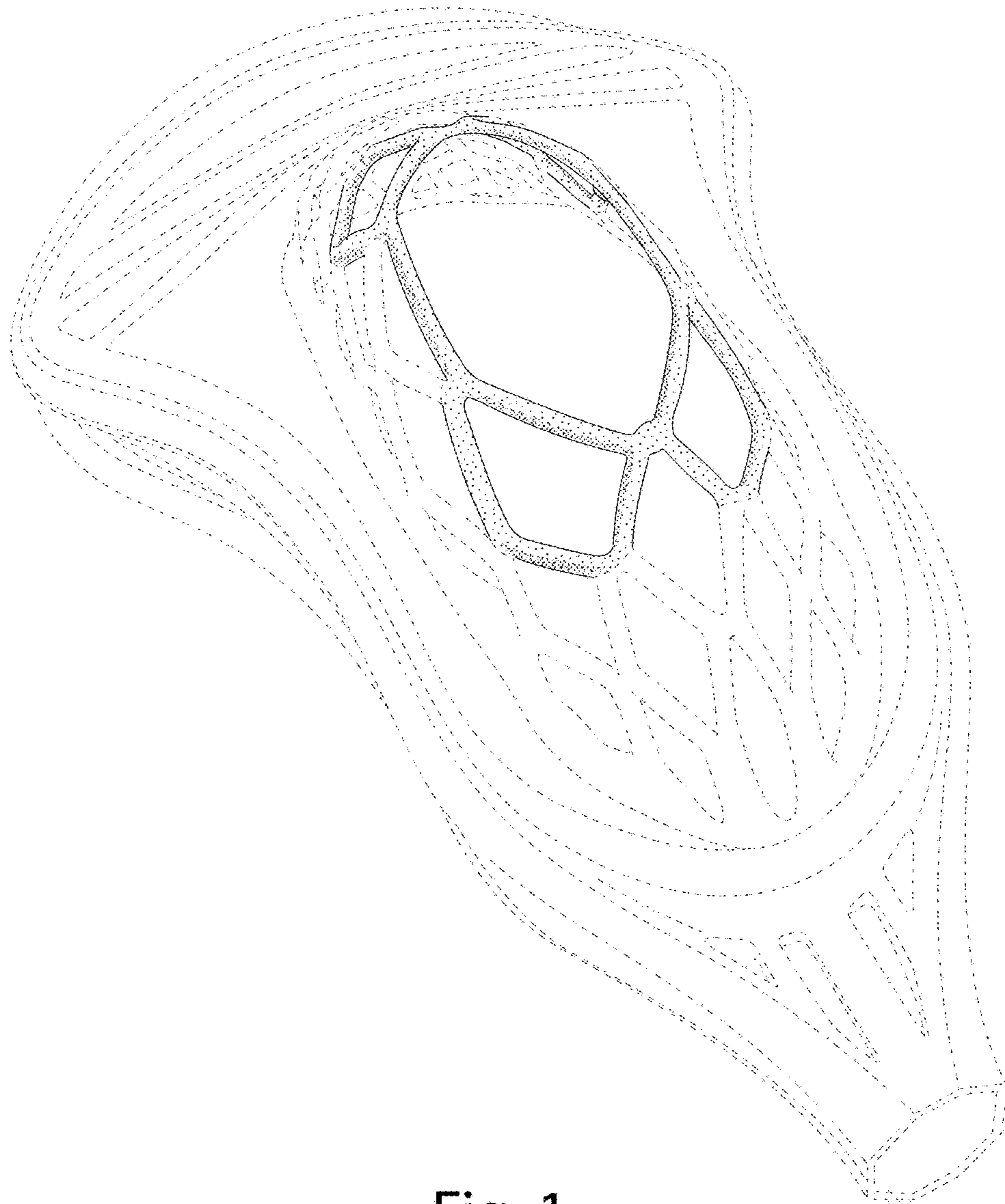


Fig. 1

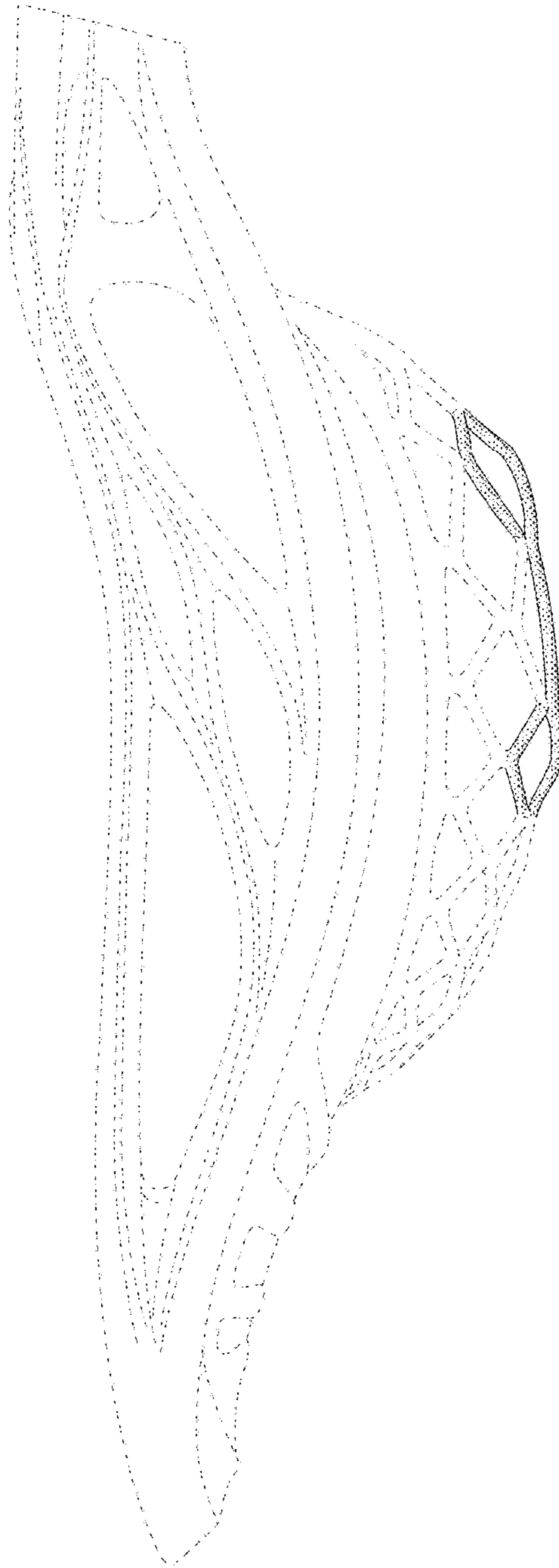


Fig. 2

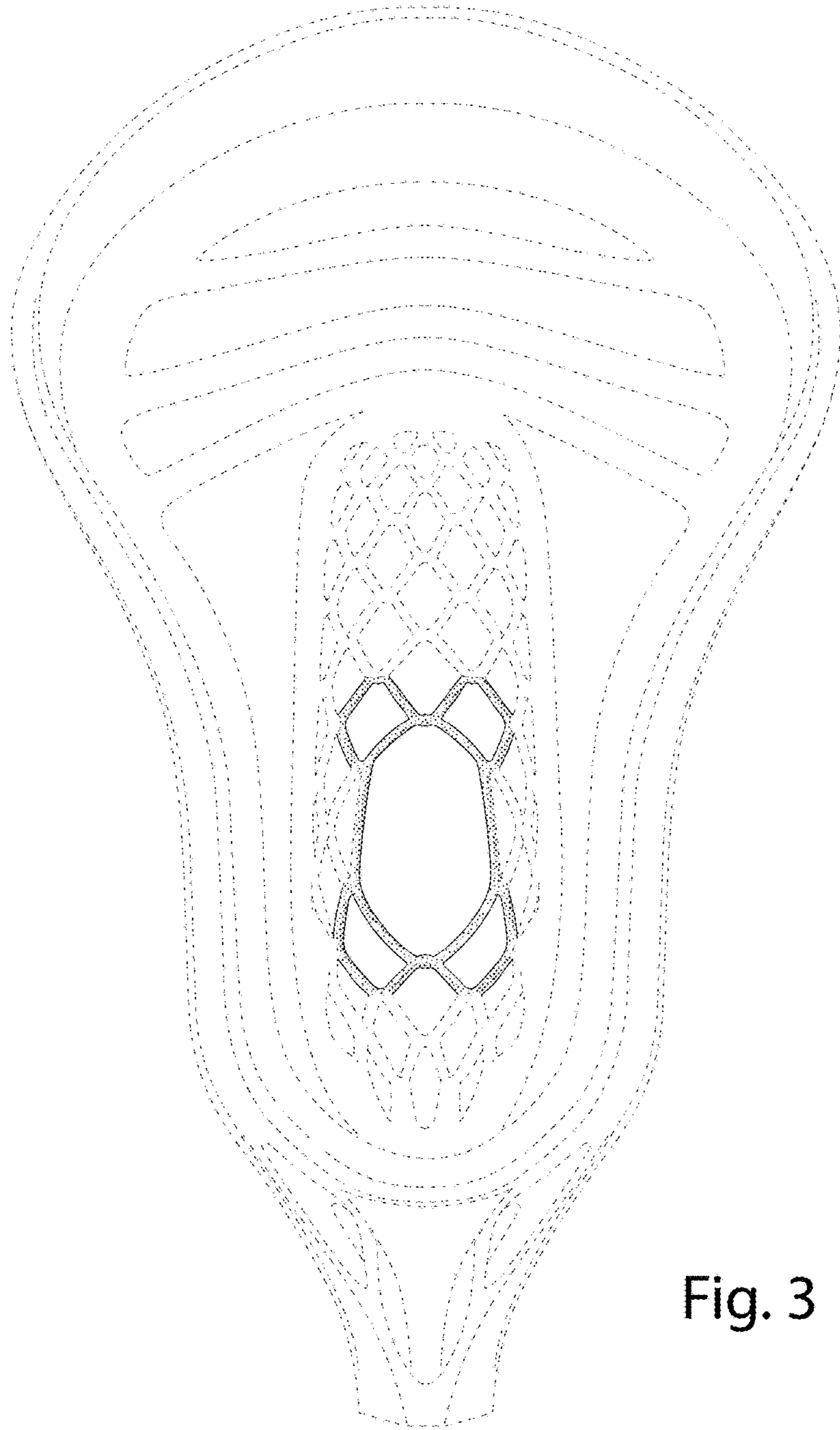


Fig. 3

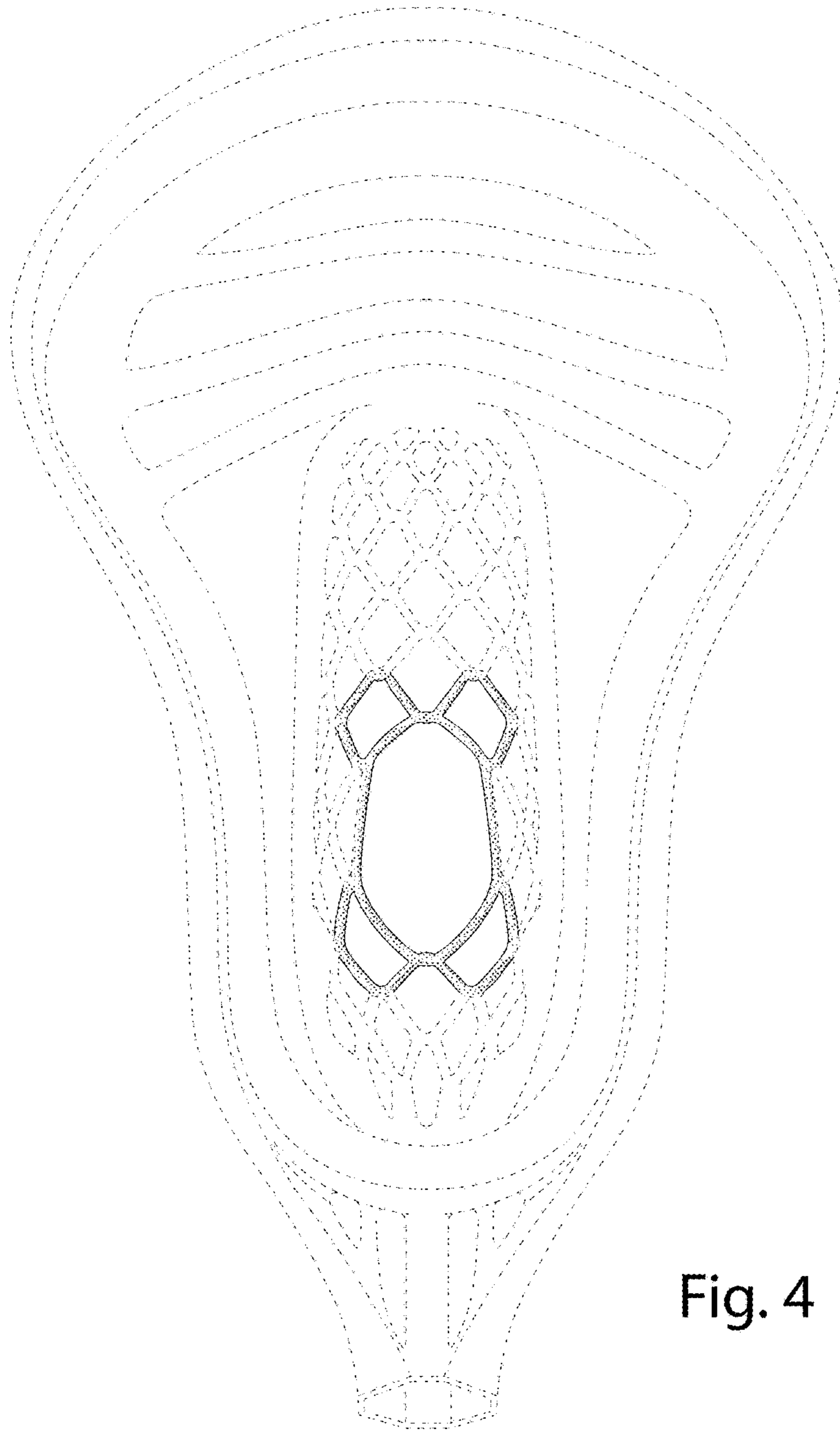


Fig. 4

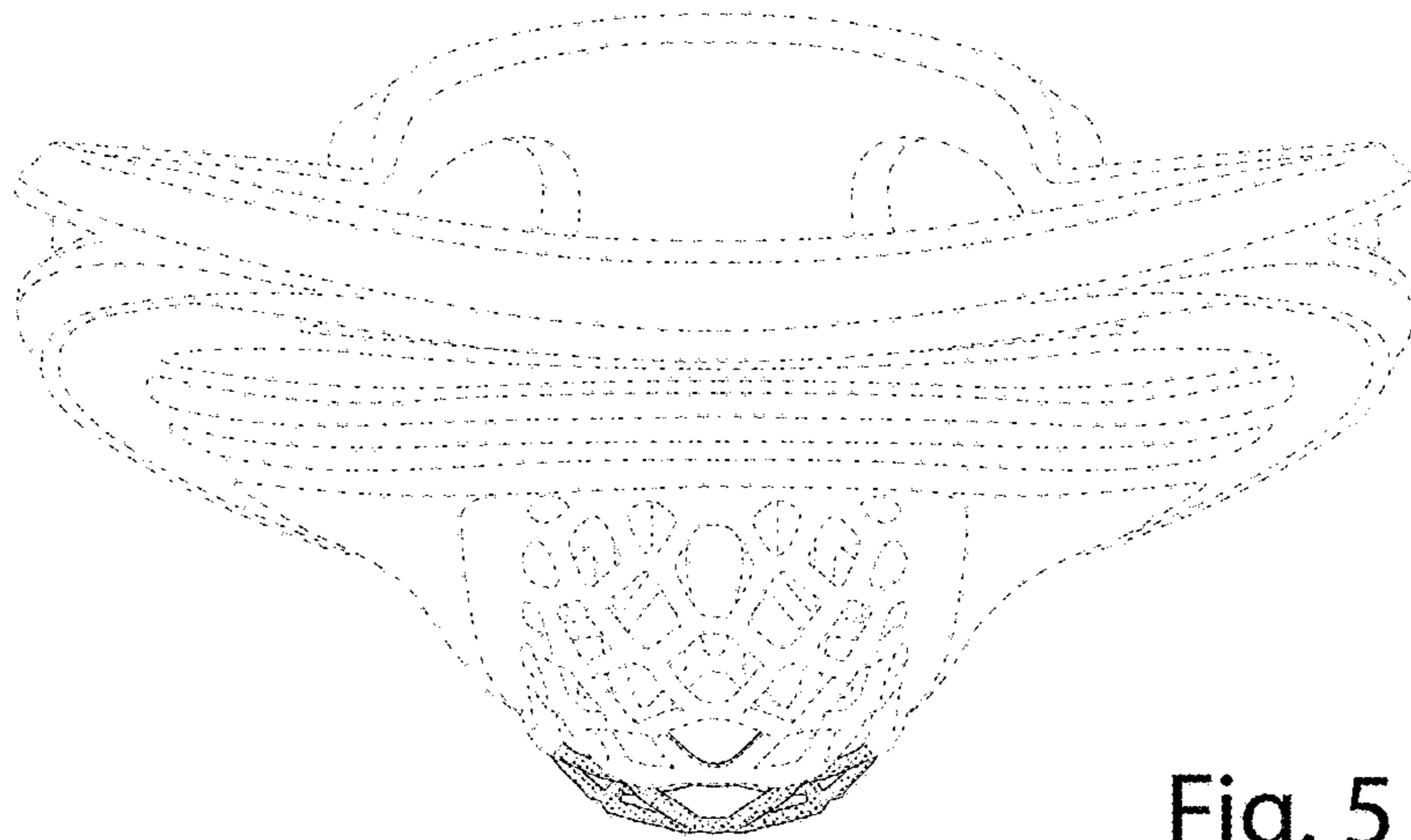


Fig. 5

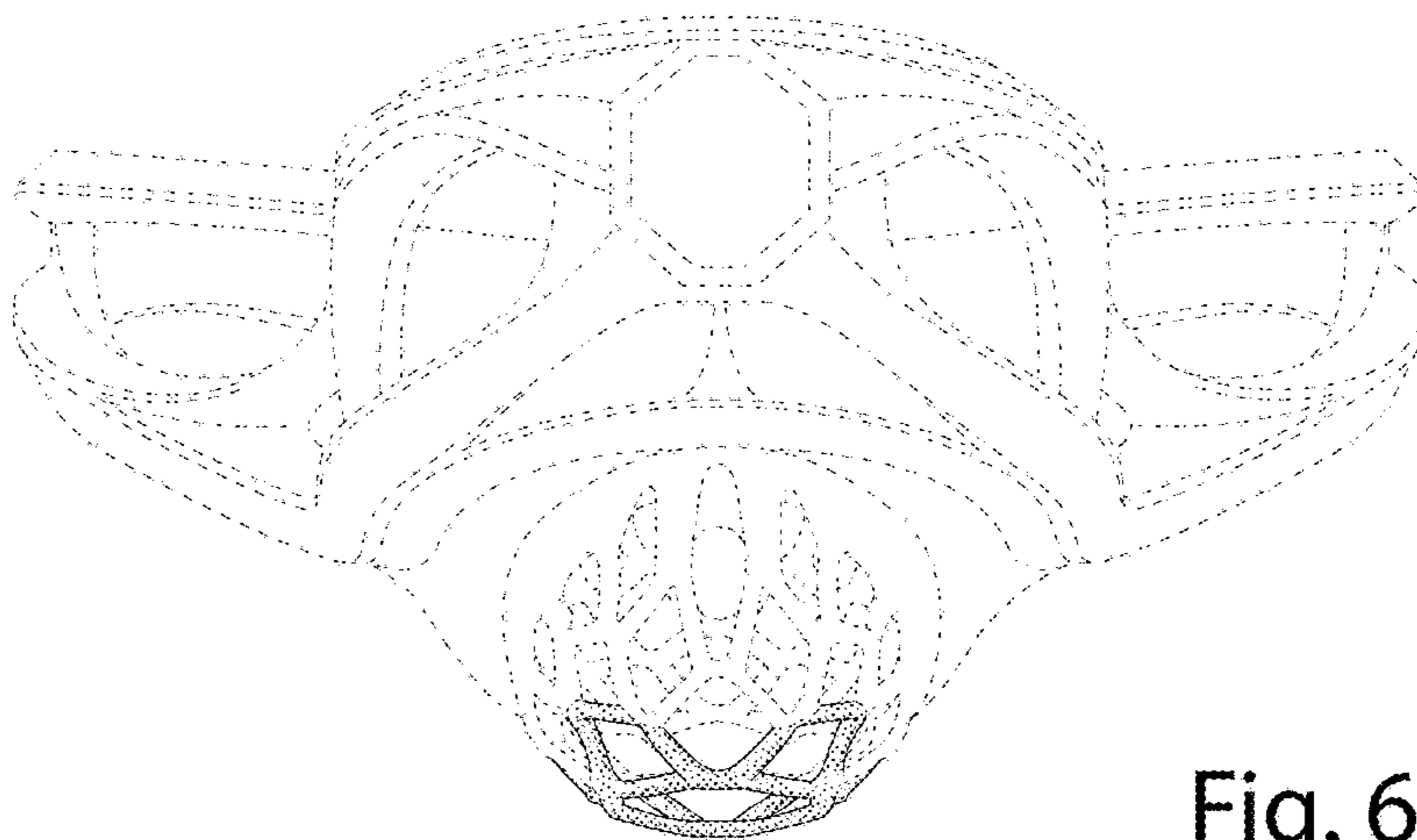


Fig. 6