



US00D860349S

(12) **United States Design Patent**
Santorelli

(10) **Patent No.:** **US D860,349 S**

(45) **Date of Patent:** **** Sep. 17, 2019**

(54) **BASEBALL BAT**

(71) Applicant: **Fabio D. Santorelli**, Tuckahoe, NY
(US)

(72) Inventor: **Fabio D. Santorelli**, Tuckahoe, NY
(US)

(**) Term: **15 Years**

(21) Appl. No.: **29/655,699**

(22) Filed: **Jul. 6, 2018**

(51) **LOC (12) Cl.** **21-02**

(52) **U.S. Cl.**

USPC **D21/725**

(58) **Field of Classification Search**

USPC D21/722, 725, 753

CPC ... A63B 59/00; A63B 59/50-58; A63B 59/80;

A63B 60/00; A63B 60/46; A63B

2102/00; A63B 2102/10; A63B 2102/12;

A63B 2102/26; A63B 2102/28; A63B

2102/30; A63B 2102/38

See application file for complete search history.

(56) **References Cited**

U.S. PATENT DOCUMENTS

400,354	A	*	3/1889	Morris	A63B 59/58 473/564
D178,866	S	*	10/1956	Cole, Sr.	D21/725
4,653,754	A	*	3/1987	Cross	A63B 60/10 473/568
5,088,733	A	*	2/1992	Barnea	A63B 59/52 473/568
D397,385	S	*	8/1998	LaBorde	D21/725
D399,545	S	*	10/1998	Albarelli, Jr.	D21/725
D426,598	S	*	6/2000	Kim	D21/725
D474,519	S	*	5/2003	Filice	D21/725

D482,749	S	*	11/2003	Gumpel	D21/725
D526,034	S	*	8/2006	Davis	D21/725
D572,779	S	*	7/2008	Penfold	D21/725
7,878,930	B2	*	2/2011	Leinert	A63B 59/54 473/568
D634,386	S	*	3/2011	Ikeda	D21/791
D652,879	S	*	1/2012	Vigness	D21/725
D656,209	S	*	3/2012	Bonds	D21/725
D667,065	S	*	9/2012	Cavanagh	D21/725
D702,302	S	*	4/2014	Rockhill	A63B 69/3638 D21/725
D714,407	S	*	9/2014	Santorelli	D21/725
D761,925	S	*	7/2016	Phelan, Jr.	D21/753
D803,331	S	*	11/2017	Santorelli	D21/725
D830,483	S	*	10/2018	Jo	D21/725

* cited by examiner

Primary Examiner — Mitchell I. Siegel

(74) *Attorney, Agent, or Firm* — Burns & Levinson LLP;
Marlo Schepper Grolnic

(57) **CLAIM**

The ornamental design for a baseball bat, as shown and described.

DESCRIPTION

FIG. 1 is a top/front/side perspective view of the baseball bat of my design;

FIG. 2 is a bottom/rear/side perspective view of the baseball bat;

FIG. 3 is a front view of the baseball bat;

FIG. 4 is a rear view of the baseball bat;


FIG. 5 is a left side view of the baseball bat;

FIG. 6 is a right side view of the baseball bat;

FIG. 7 is a top view of the baseball bat; and,

FIG. 8 is a bottom view of the baseball bat.

1 Claim, 4 Drawing Sheets






FIG. 1




FIG. 2

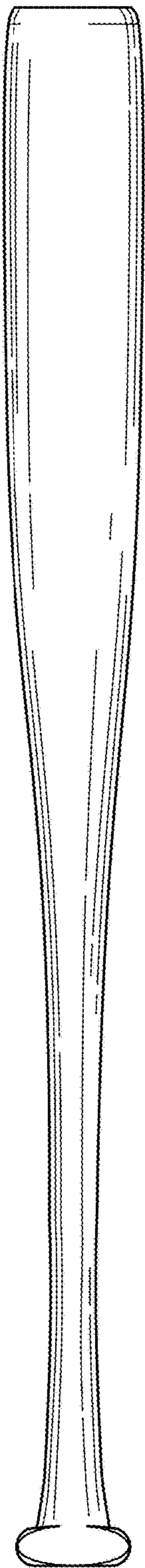


FIG. 3

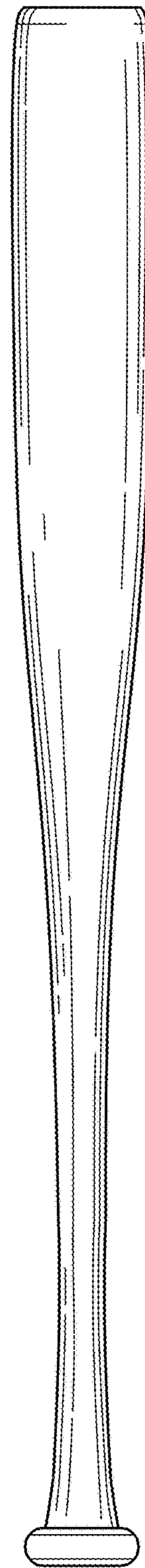


FIG. 4

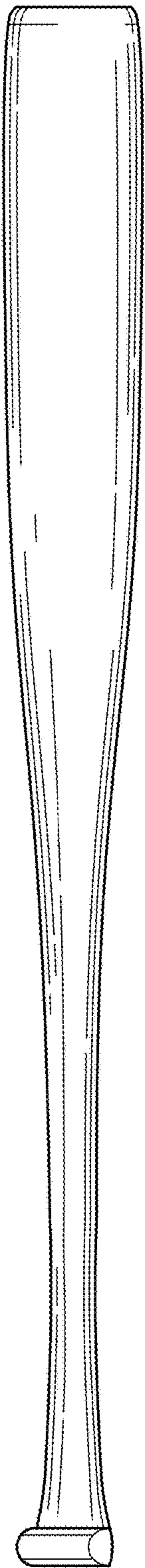


FIG. 5

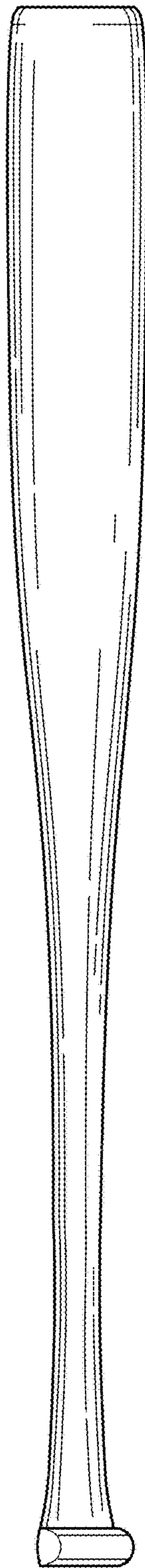


FIG. 6

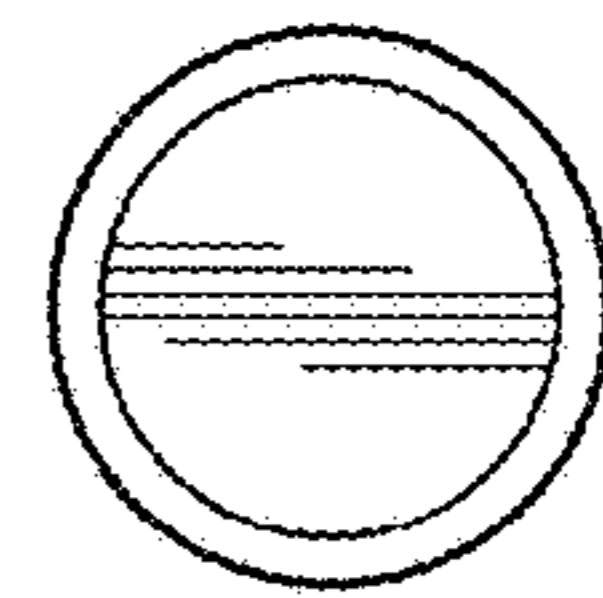


FIG. 7

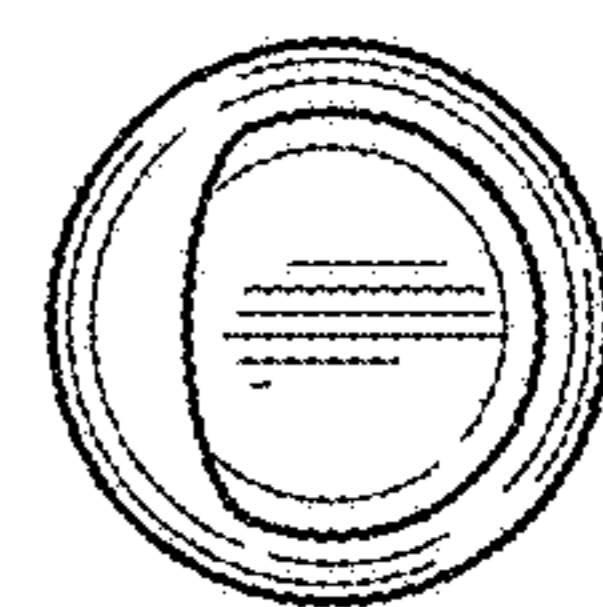


FIG. 8