

US00D860347S

(12) **United States Design Patent**  
**Bartels et al.**

(10) **Patent No.:** **US D860,347 S**

(45) **Date of Patent:** **\*\* Sep. 17, 2019**

(54) **GOLF BALL**

(71) Applicant: **Callaway Golf Company**, Carlsbad, CA (US)

(72) Inventors: **David Bartels**, Carlsbad, CA (US);  
**Craig Schnell**, Carlsbad, CA (US);  
**Grady Crahan**, Carlsbad, CA (US)

(73) Assignee: **Callaway Golf Company**, Carlsbad, CA (US)

(\*\*) Term: **15 Years**

(21) Appl. No.: **29/649,740**

(22) Filed: **Jun. 1, 2018**

(51) **LOC (12) Cl.** ..... **21-02**

(52) **U.S. Cl.**  
USPC ..... **D21/708**

(58) **Field of Classification Search**  
USPC ..... D21/707-714; 40/327; 473/280, 281,  
473/351-385  
CPC . A63B 37/00; A63B 37/0003; A63B 37/0004;  
A63B 37/0006; A63B 37/002; A63B  
37/0021; A63B 37/0022; A63B 37/007;  
A63B 43/00; A63B 43/008; A63B  
69/3655; A63B 45/02

See application file for complete search history.

(56) **References Cited**

**U.S. PATENT DOCUMENTS**

1,656,408 A	1/1928	Young	
D79,458 S *	9/1929	Des Rosiers	473/378
D264,364 S *	5/1982	Pazurek	D21/713
D283,523 S *	4/1986	Balint	273/153 R
5,013,046 A	5/1991	Koch	
5,427,378 A	6/1995	Murphy	
5,571,019 A *	11/1996	Wilson	G09B 1/00 434/191
5,662,530 A	9/1997	Sellar	

D410,511 S	6/1999	Stahl et al.	
D410,979 S	6/1999	Stahl et al.	
D412,954 S	8/1999	Stahl et al.	
D415,541 S	10/1999	Stahl et al.	
D419,626 S	1/2000	Stahl et al.	
D424,143 S	5/2000	Stahl et al.	
D463,515 S *	9/2002	Kulp	D21/713
D741,423 S *	10/2015	Holland	D21/713
9,199,129 B2 *	12/2015	Morgan	A63B 37/0003
D748,747 S *	2/2016	Holland	D21/713
9,283,443 B1 *	3/2016	Hanna	A63B 45/02
D808,477 S	1/2018	Finley et al.	
D811,498 S	2/2018	Finley et al.	
D811,499 S	2/2018	Simonds et al.	
D813,326 S	3/2018	Finley et al.	

(Continued)

**FOREIGN PATENT DOCUMENTS**

CN	3041586	*	2/1996
CN	303989046	*	12/2016

(Continued)

*Primary Examiner* — Catherine A Tuttle

(74) *Attorney, Agent, or Firm* — Michael A. Catania;  
Sonia Lari; Rebecca Hanovice

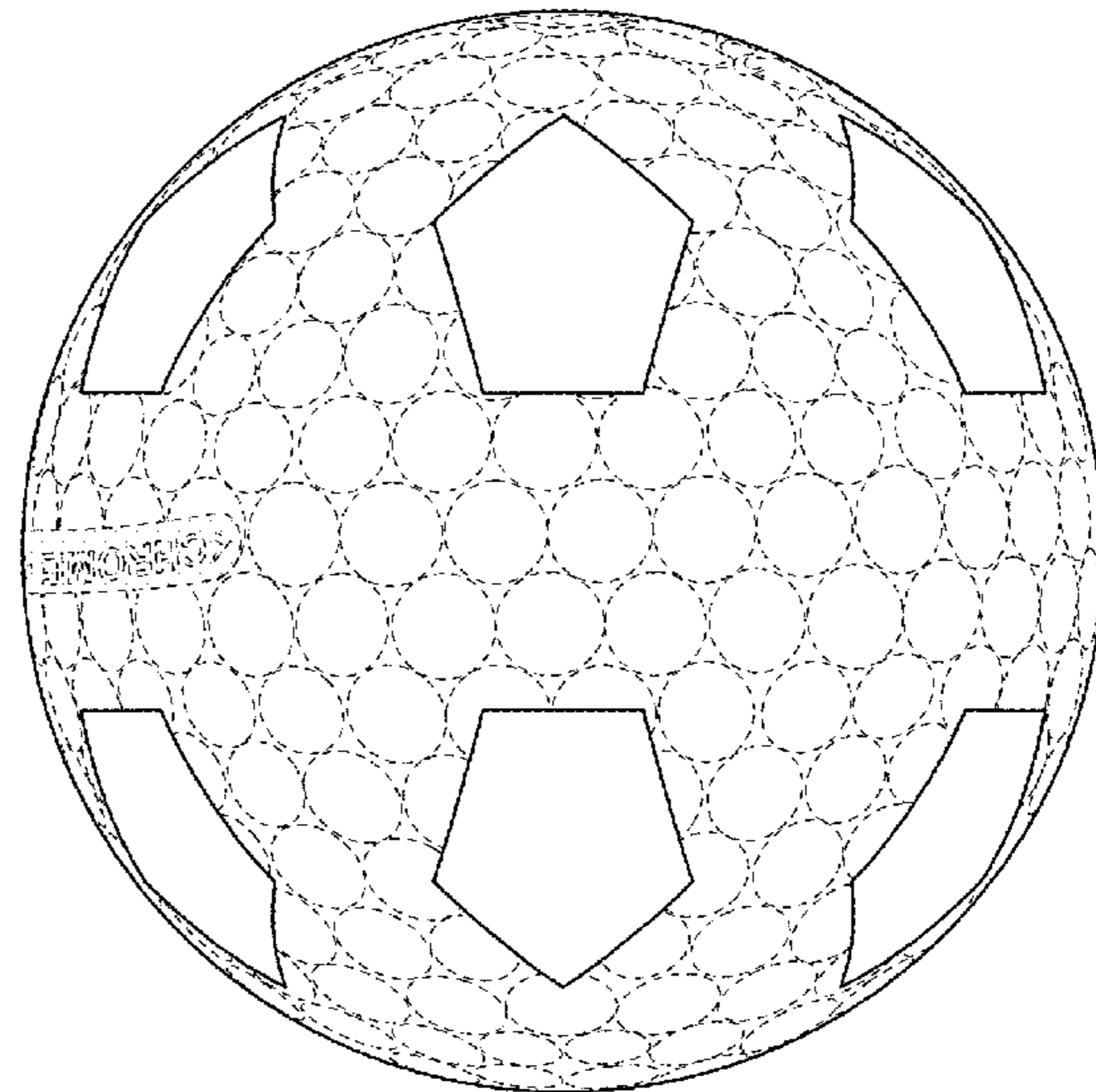
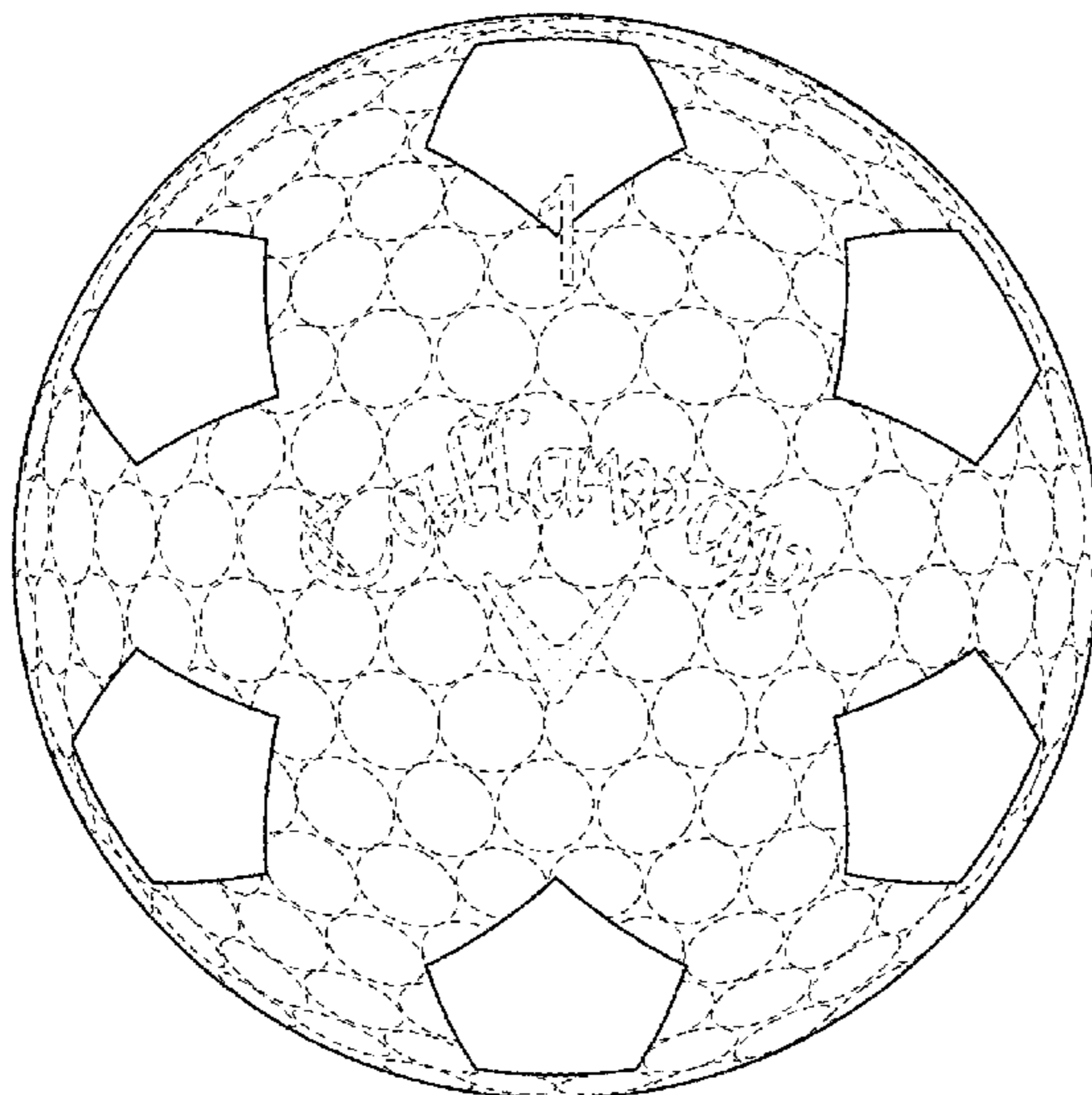
(57) **CLAIM**

The ornamental design for a golf ball, as shown and described.

**DESCRIPTION**

FIG. 1 is a top plan view showing our new design for a golf ball with a pattern of twelve equal size pentagons;  
FIG. 2 is bottom plan view thereof;  
FIG. 3 is a right side elevation view thereof;  
FIG. 4 is left side elevation view thereof;  
FIG. 5 is a rear elevation view thereof; and,  
FIG. 6 is a front elevation view thereof.  
The broken lines in the figures represent features of the golf ball that form no part of the claimed design.

**1 Claim, 3 Drawing Sheets**



(56)

References Cited

U.S. PATENT DOCUMENTS

D814,578 S 4/2018 Finley et al.  
 D815,219 S 4/2018 Simonds et al.  
 10,022,954 B1 \* 7/2018 Melanson ..... B41F 17/30  
 D847,282 S \* 4/2019 Finley ..... D21/708  
 2002/0111222 A1 \* 8/2002 Shioda ..... A63B 43/00  
 473/197  
 2003/0211903 A1 \* 11/2003 Hanada ..... A63B 37/0004  
 473/378  
 2005/0192120 A1 \* 9/2005 Morley ..... A63B 43/008  
 473/351  
 2006/0035723 A1 \* 2/2006 Chapman ..... A63B 43/008  
 473/351  
 2006/0148593 A1 \* 7/2006 Sato ..... A63B 37/0004  
 473/378  
 2009/0017941 A1 \* 1/2009 Sullivan ..... A63B 37/0004  
 473/383  
 2012/0010025 A1 \* 1/2012 Chou ..... A63B 37/0031  
 473/378

2012/0071275 A1 \* 3/2012 Williams ..... A63B 37/0022  
 473/378  
 2016/0131462 A1 \* 5/2016 Lopez-Pozas Lanuza .....  
 F42B 6/10  
 473/613

FOREIGN PATENT DOCUMENTS

CN 304131516 \* 5/2017  
 CN 304376072 \* 11/2017  
 CN 304515023 \* 2/2018  
 CN 304593766 \* 4/2018  
 CN 304593767 \* 4/2018  
 CN 304635598 \* 5/2018  
 DE 40503149-0001 \* 12/2005  
 EM 000267216-0001 \* 3/2005  
 EM 000267216-0002 \* 3/2005  
 EM 001079263-0008 \* 2/2009  
 EM 002974022-0006 \* 2/2016  
 JP D1161589 \* 12/2002

\* cited by examiner

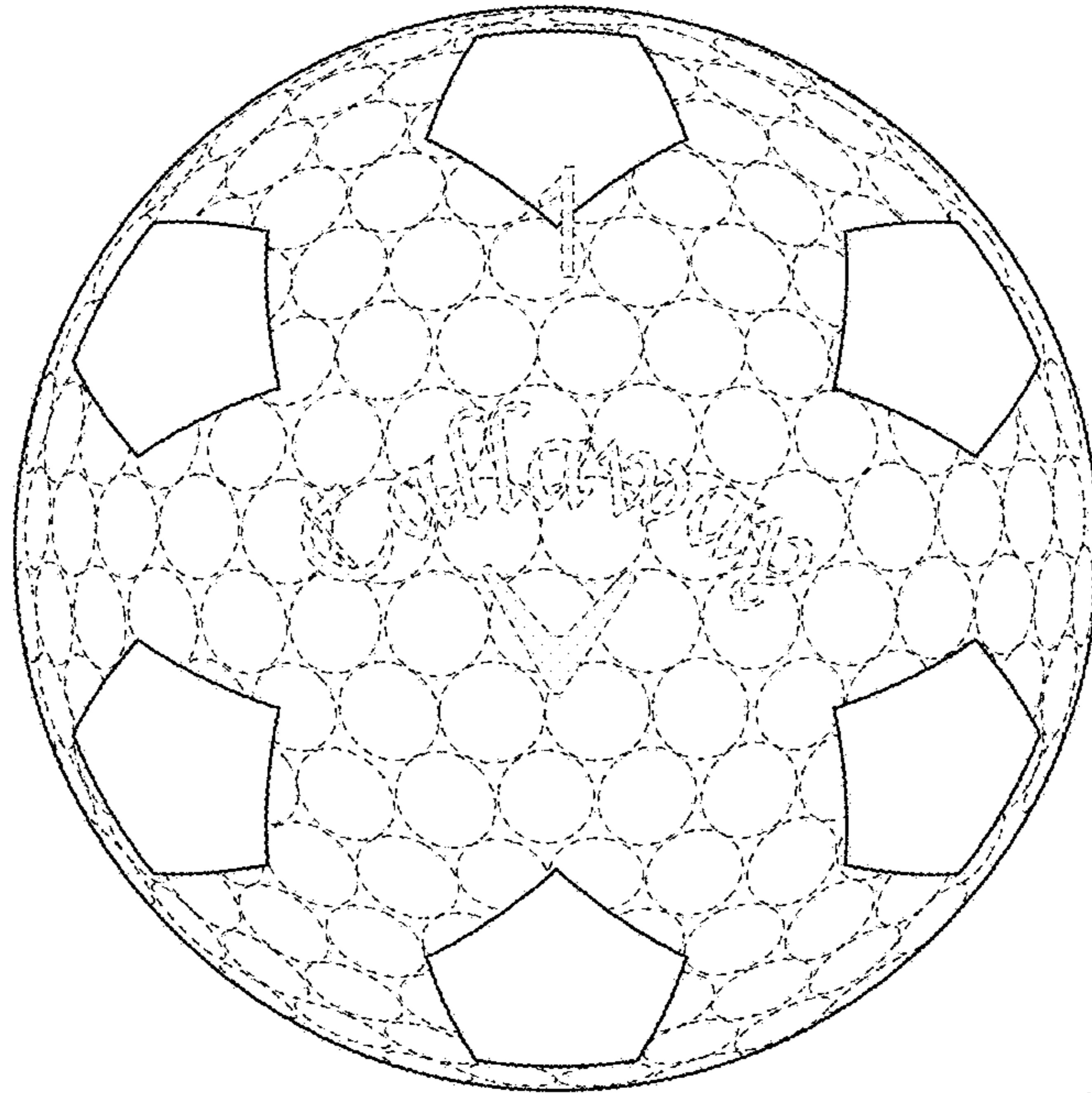


FIG. 1

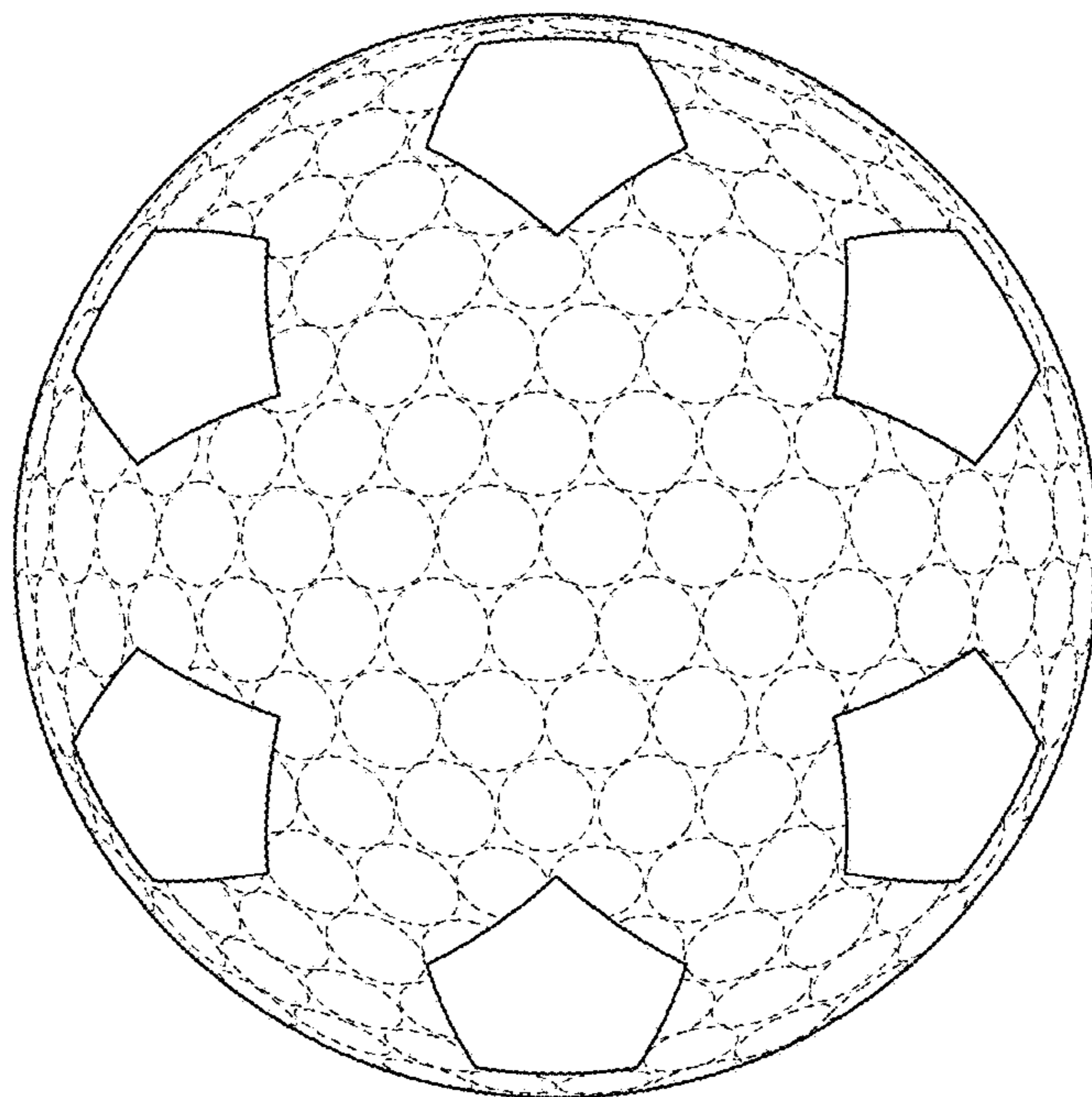


FIG. 2

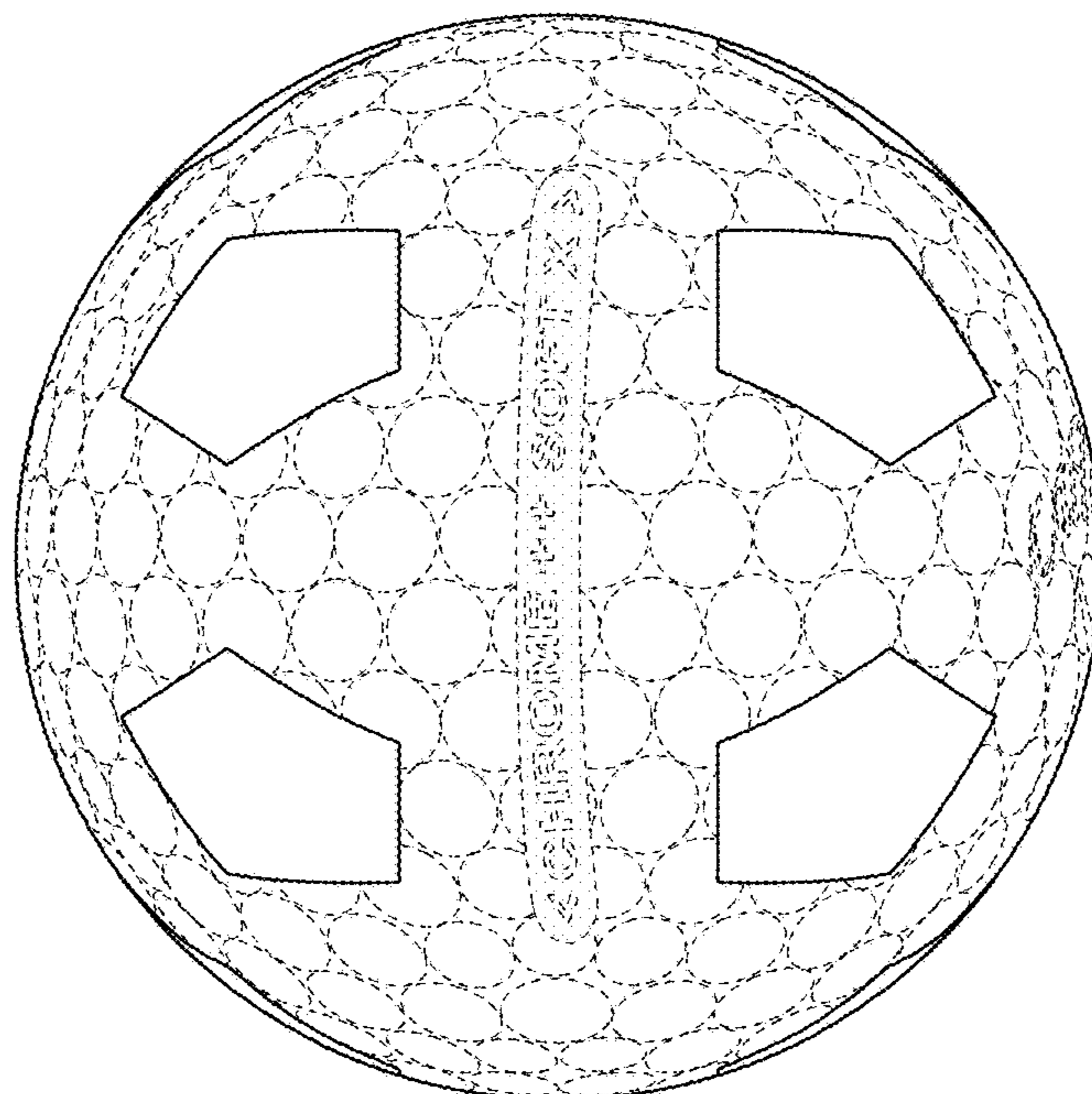


FIG. 3

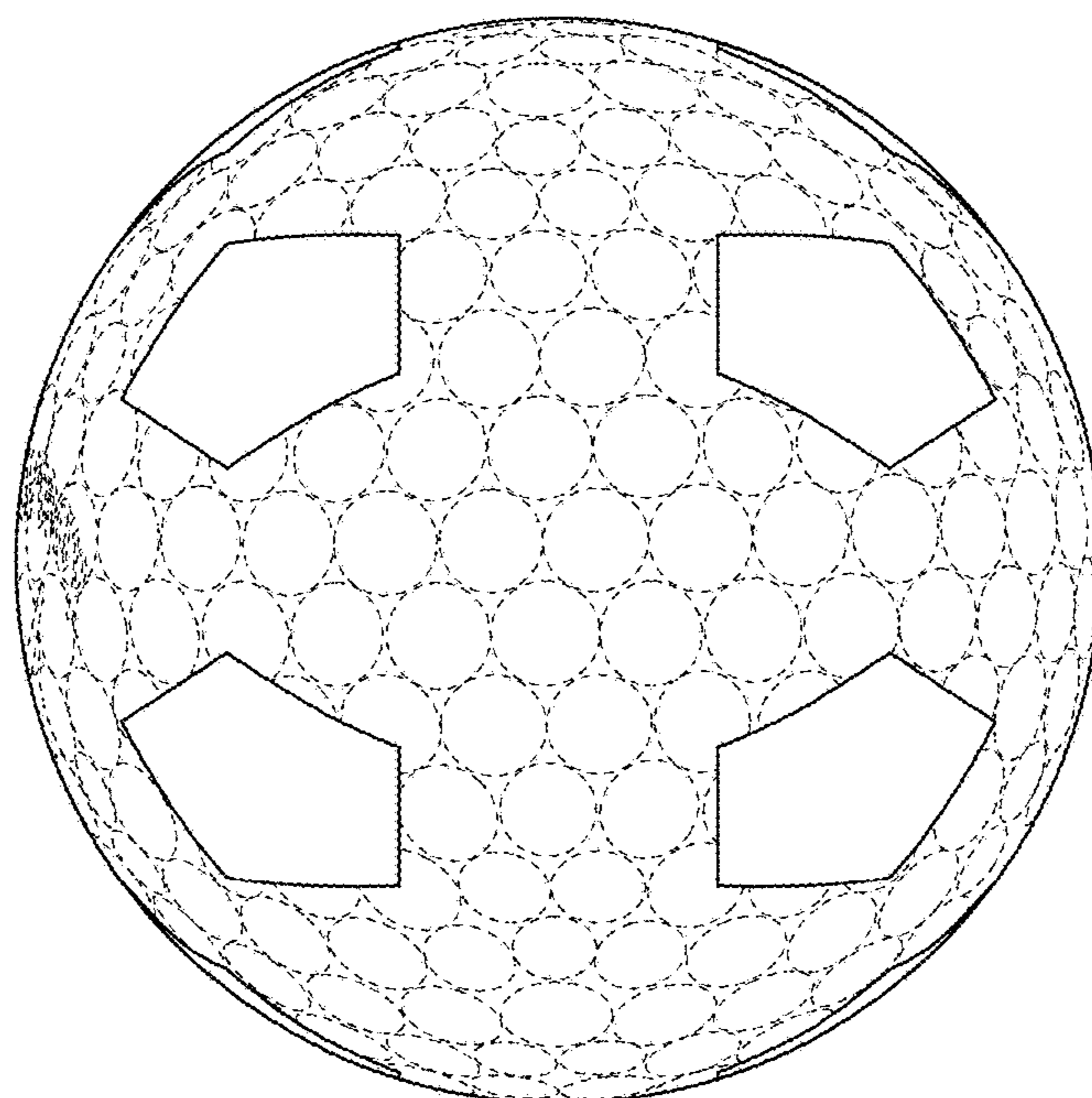


FIG. 4

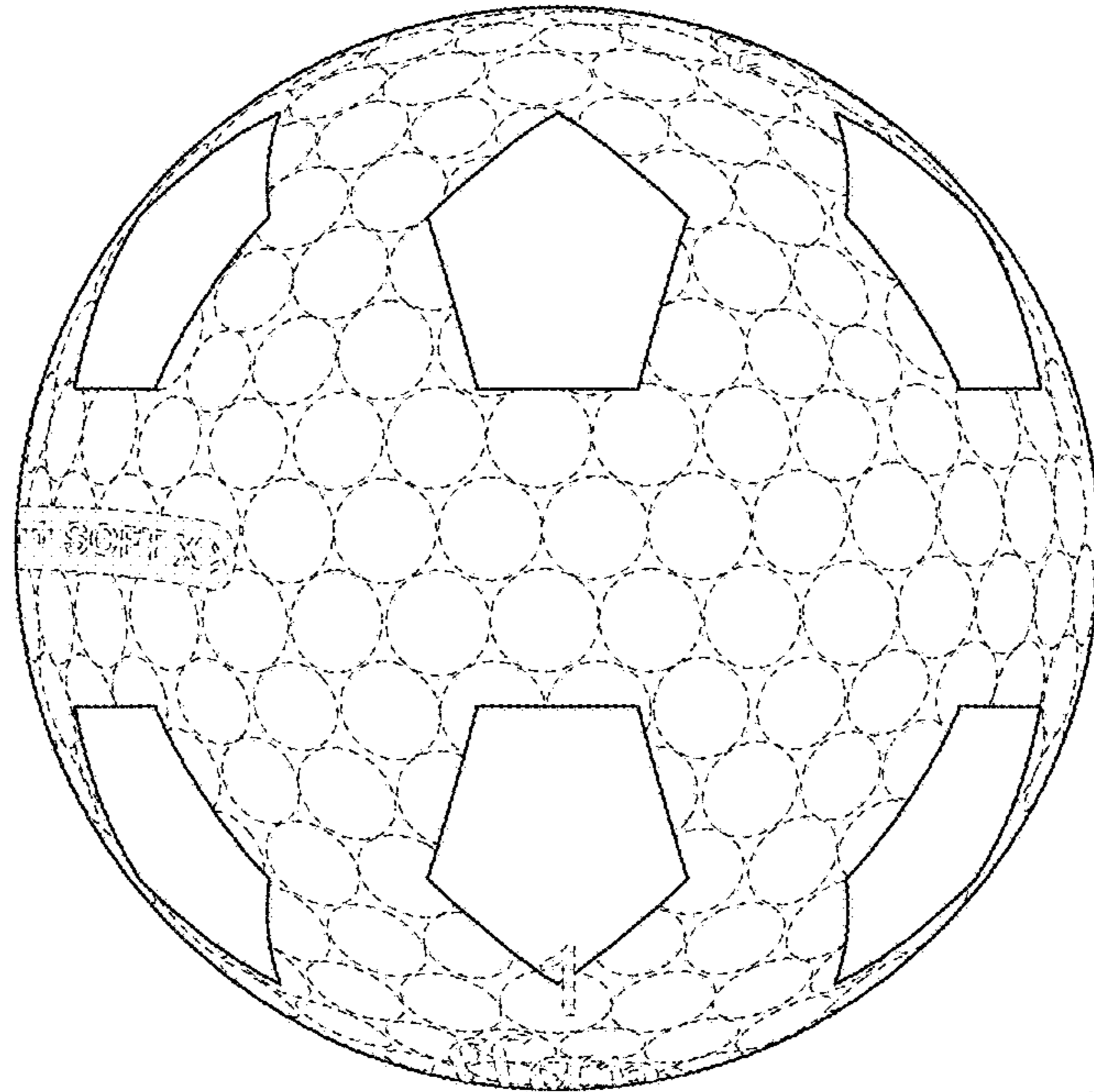


FIG. 5

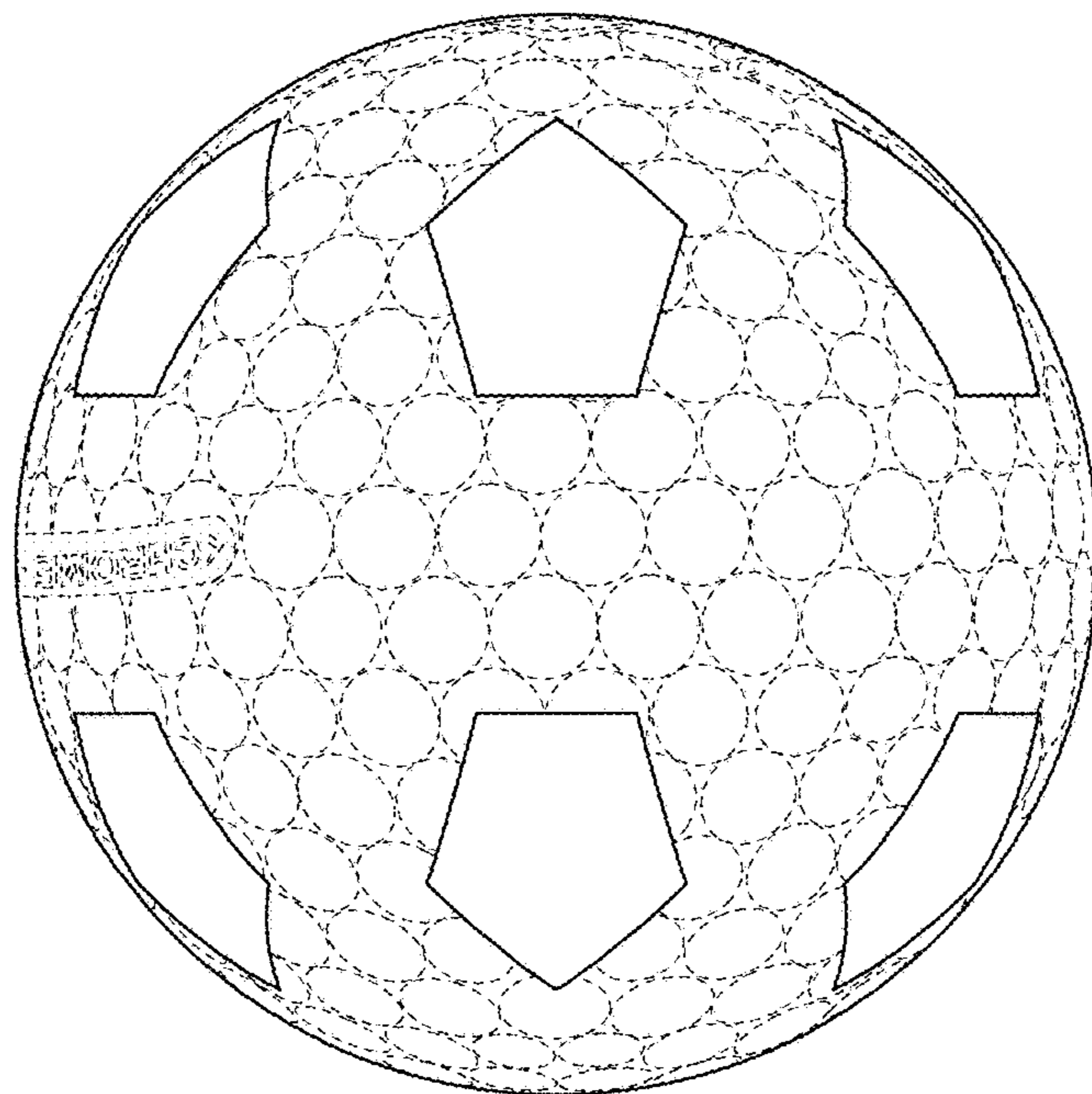


FIG. 6