



US00D860345S

(12) **United States Design Patent**
Schnell et al.

(10) **Patent No.:** **US D860,345 S**
(45) **Date of Patent:** **** Sep. 17, 2019**

(54) **GOLF BALL**

(71) Applicant: **Callaway Golf Company**, Carlsbad, CA (US)

(72) Inventors: **Craig Schnell**, Carlsbad, CA (US);
Grady Crahan, Carlsbad, CA (US);
David Bartels, Carlsbad, CA (US)

(73) Assignee: **Callaway Golf Company**, Carlsbad, CA (US)

(**) Term: **15 Years**

(21) Appl. No.: **29/648,708**

(22) Filed: **May 23, 2018**

(51) **LOC (12) Cl.** **21-02**

(52) **U.S. Cl.**
USPC **D21/708**

(58) **Field of Classification Search**
USPC D21/707-714; 40/327; 473/280, 281,
473/351-385
CPC . A63B 37/00; A63B 37/0003; A63B 37/0004;
A63B 37/0006; A63B 37/002; A63B
37/0021; A63B 37/0022; A63B 37/007;
A63B 43/00; A63B 43/008; A63B
69/3655; A63B 45/02

See application file for complete search history.

(56) **References Cited**

U.S. PATENT DOCUMENTS

1,656,408 A	1/1928	Young	
D283,523 S *	4/1986	Balint 273/153 R
5,013,046 A	5/1991	Koch	
5,427,378 A	6/1995	Murphy	
5,571,019 A *	11/1996	Wilson G09B 1/00 434/191
5,662,530 A	9/1997	Sellar	
D410,511 S	6/1999	Stahl et al.	
D410,979 S	6/1999	Stahl et al.	

D412,954 S	8/1999	Stahl et al.	
D415,541 S	10/1999	Stahl et al.	
D419,626 S	1/2000	Stahl et al.	
D424,143 S	5/2000	Stahl et al.	
D463,515 S *	9/2002	Kulp D21/713
9,199,129 B2 *	12/2015	Morgan A63B 37/0003
9,283,443 B1 *	3/2016	Hanna A63B 45/02
D808,477 S	1/2018	Finley et al.	
D811,498 S	2/2018	Finley et al.	
D811,499 S	2/2018	Simonds et al.	
D813,326 S	3/2018	Finley et al.	
D814,578 S	4/2018	Finley et al.	
D815,219 S	4/2018	Simonds et al.	
10,022,954 B1 *	7/2018	Melanson B41F 17/30
D847,282 S *	4/2019	Finley D21/708

(Continued)

FOREIGN PATENT DOCUMENTS

CN	3041586	*	2/1996
CN	303989046	*	12/2016

(Continued)

Primary Examiner — Catherine A Tuttle

(74) *Attorney, Agent, or Firm* — Michael A. Catania;
Sonia Lari; Rebecca Hanovice

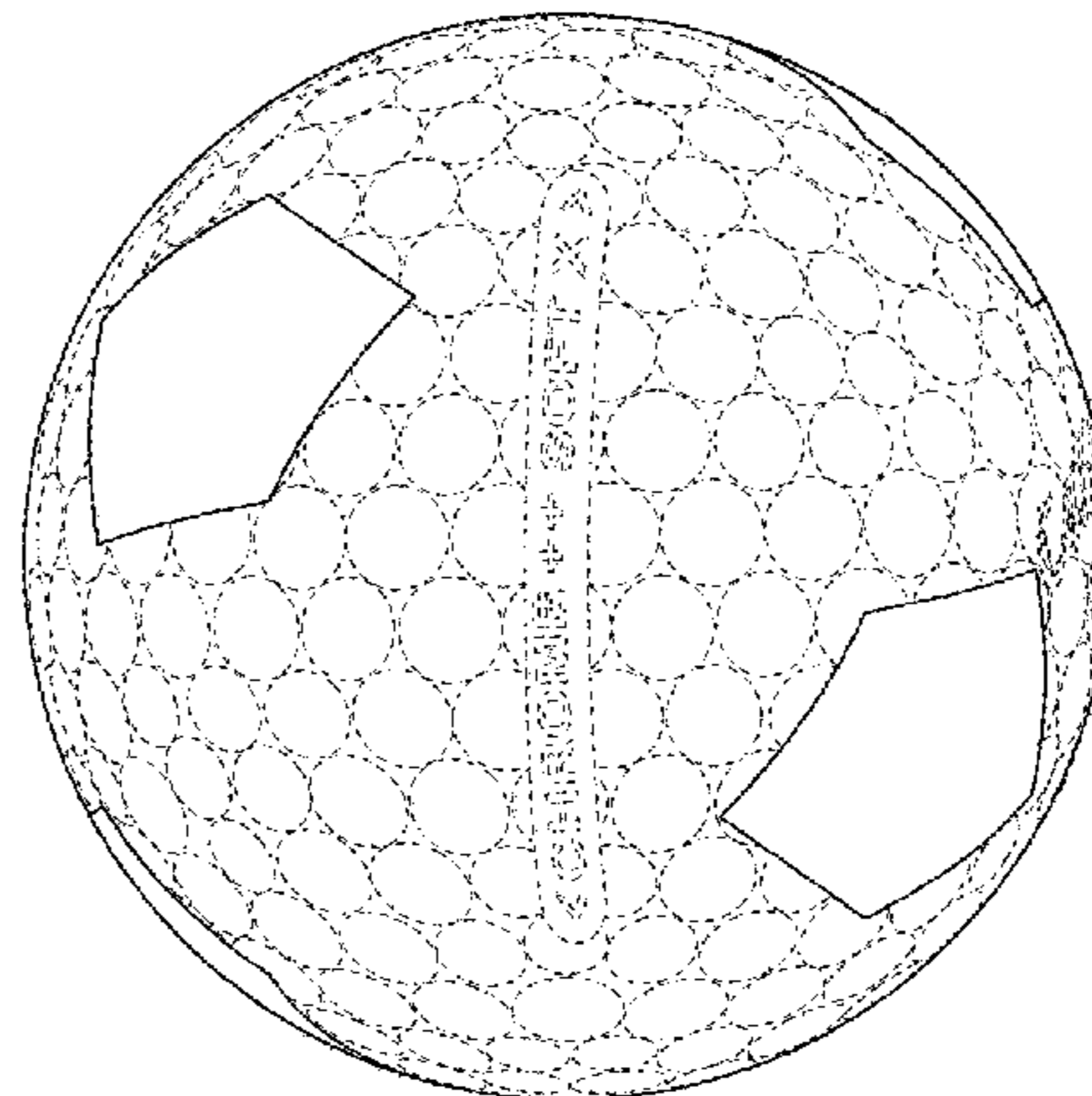
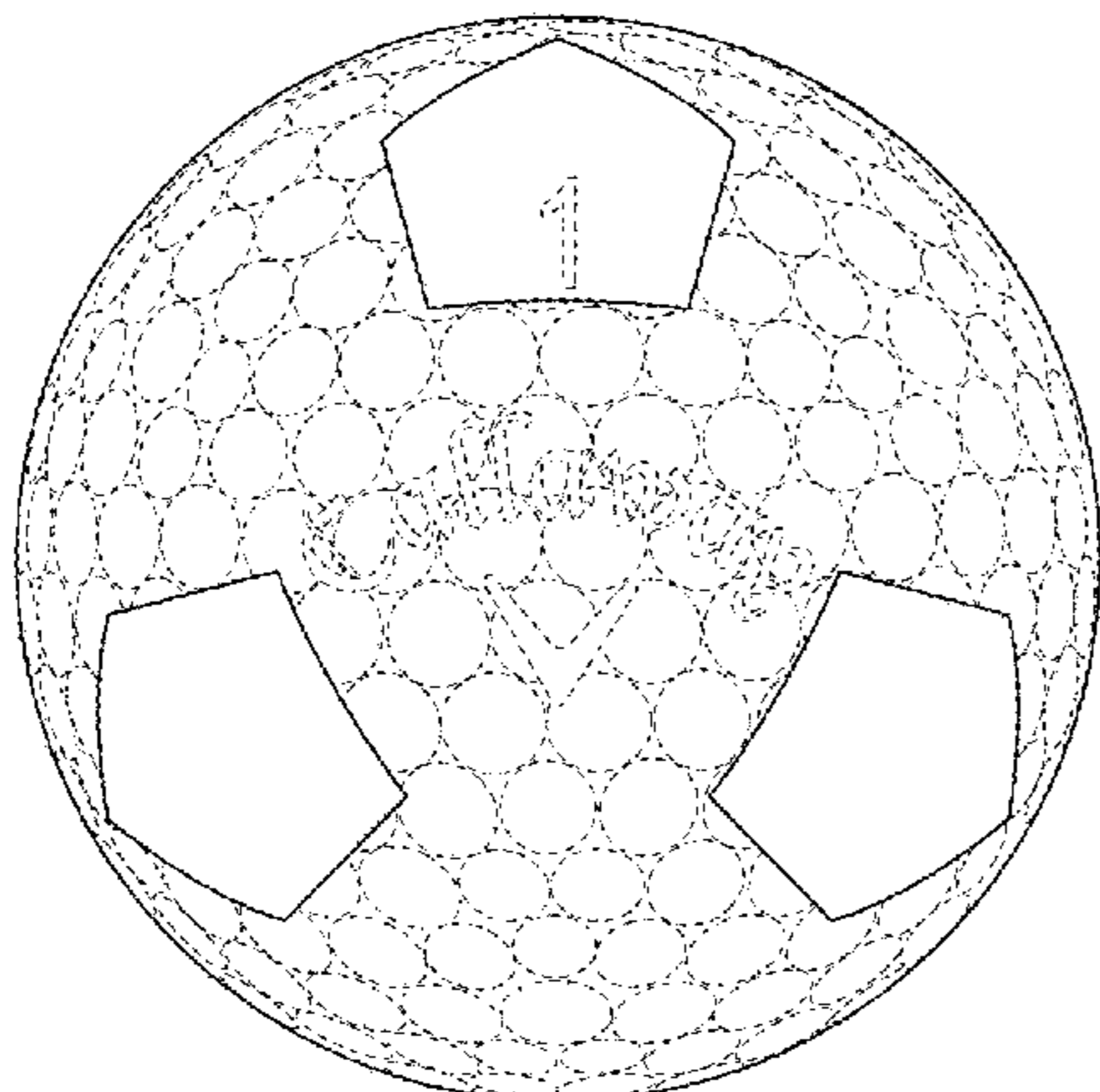
(57) **CLAIM**

The ornamental design for a golf ball, as shown and described.

DESCRIPTION

FIG. 1 is a top plan view showing our new design for a golf ball with a pattern of six equal size pentagons;
FIG. 2 is bottom plan view thereof;
FIG. 3 is a front elevation view thereof;
FIG. 4 is a rear elevation view thereof;
FIG. 5 is a right side elevation view thereof; and,
FIG. 6 is a left side elevation view thereof.
The broken lines in the figures represent features of the golf ball that form no part of the claimed design.

1 Claim, 3 Drawing Sheets



(56)

References Cited

U.S. PATENT DOCUMENTS

2002/0111222 A1* 8/2002 Shioda A63B 43/00
473/197
2003/0211903 A1* 11/2003 Hanada A63B 37/0004
473/378
2005/0192120 A1* 9/2005 Morley A63B 43/008
473/351
2006/0035723 A1* 2/2006 Chapman A63B 43/008
473/351
2006/0148593 A1* 7/2006 Sato A63B 37/0004
473/378
2009/0017941 A1* 1/2009 Sullivan A63B 37/0004
473/383
2012/0010025 A1* 1/2012 Chou A63B 37/0031
473/378
2012/0071275 A1* 3/2012 Williams A63B 37/0022
473/378

FOREIGN PATENT DOCUMENTS

CN 304131516 * 5/2017
DE 40503149-0001 * 12/2005
EM 000267216-0001 * 3/2005
EM 000267216-0002 * 3/2005
EM 001079263-0008 * 2/2009
EM 002974022-0006 * 2/2016
EP 0756947 A2 * 2/1997 A63B 45/02
JP D1161589 * 12/2002

* cited by examiner

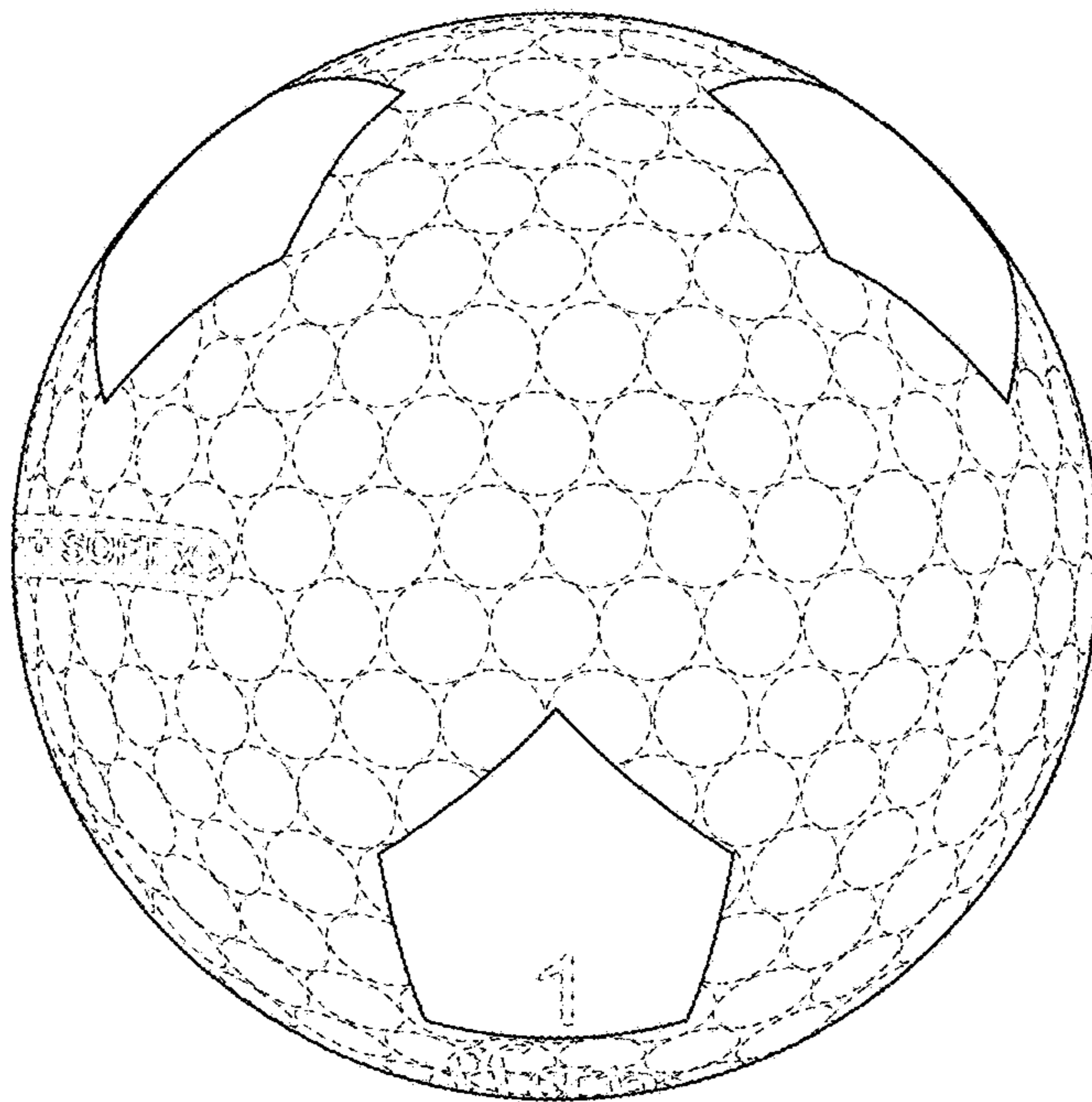


FIG. 1

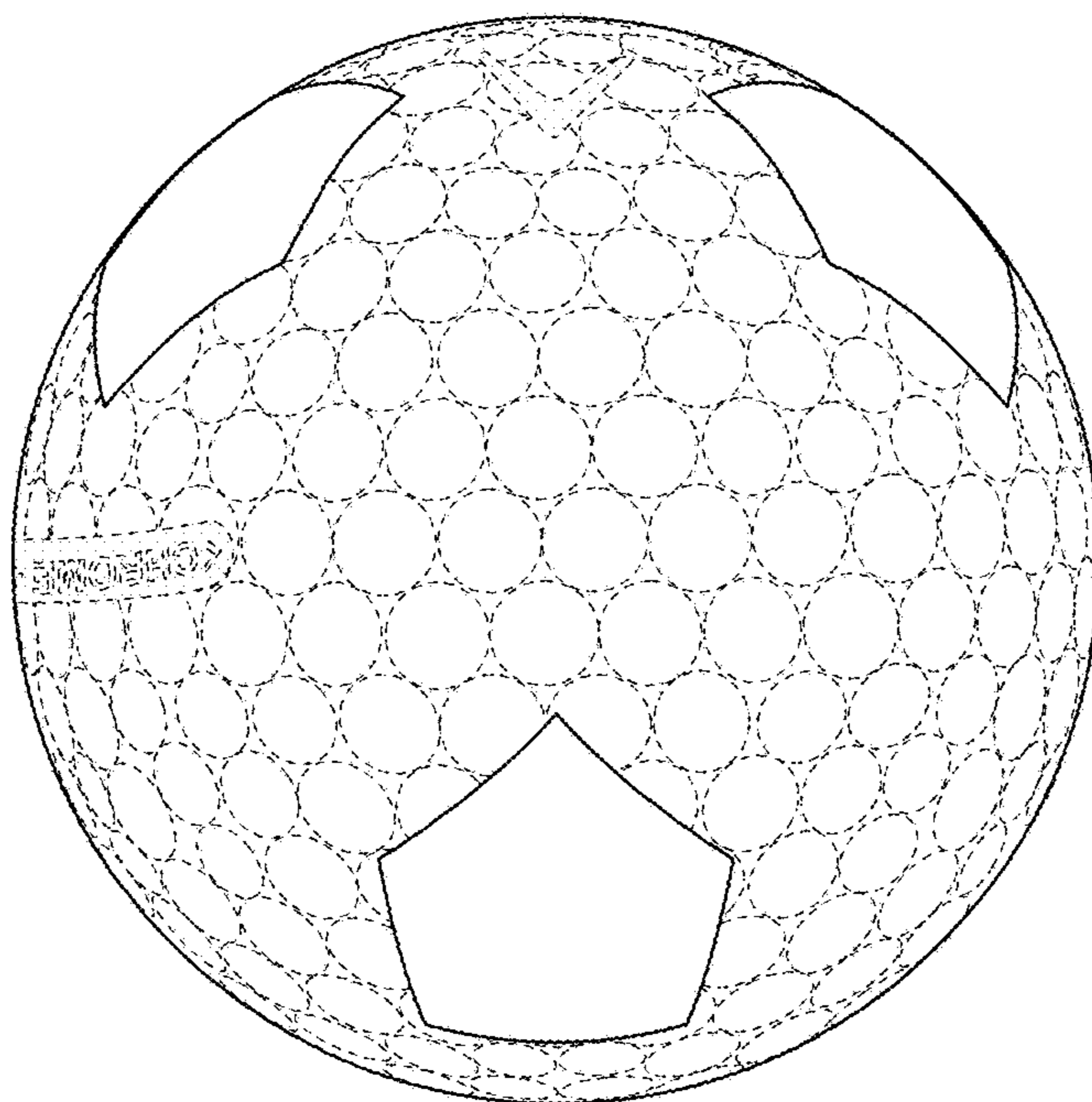


FIG. 2

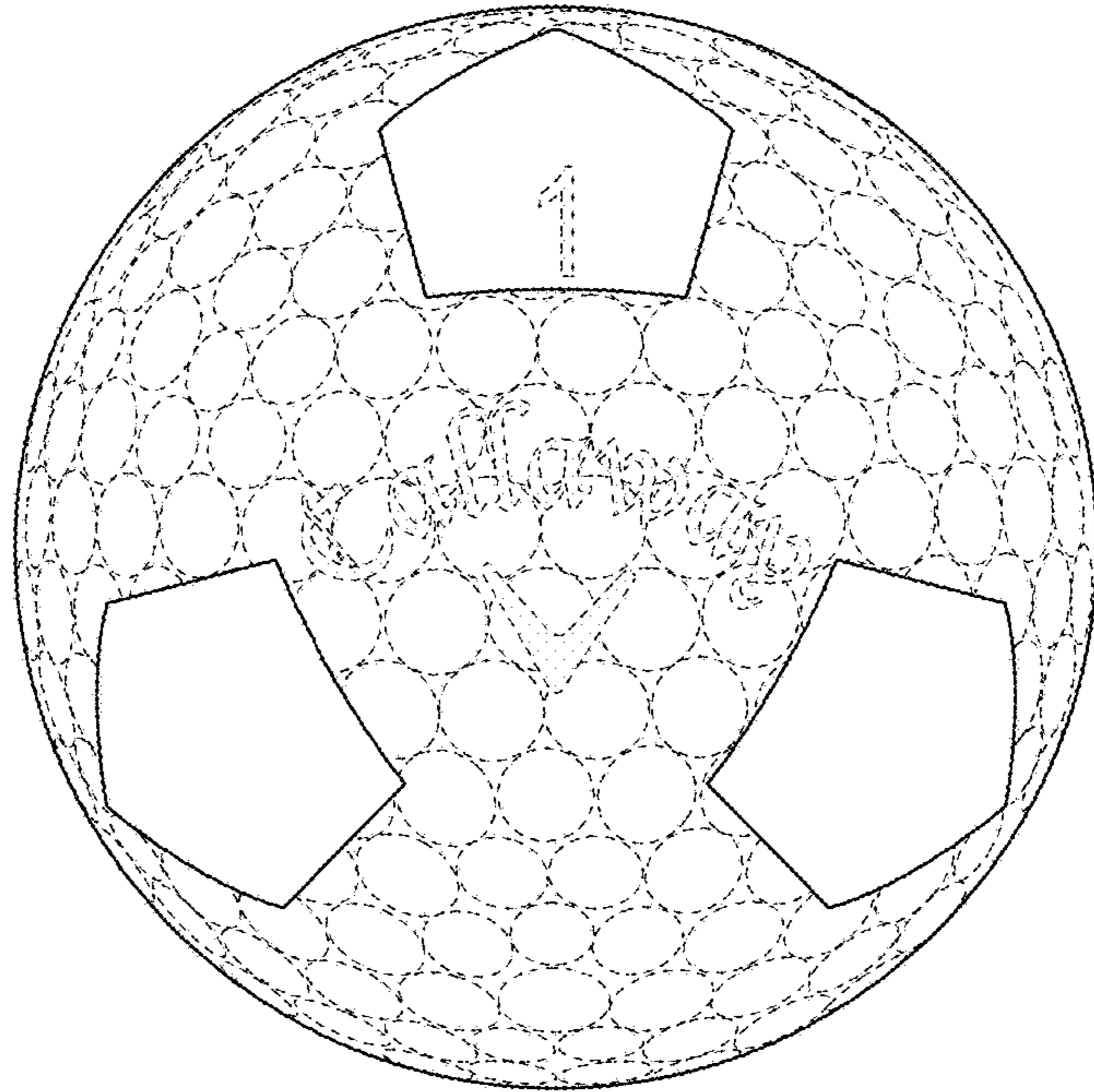


FIG. 3

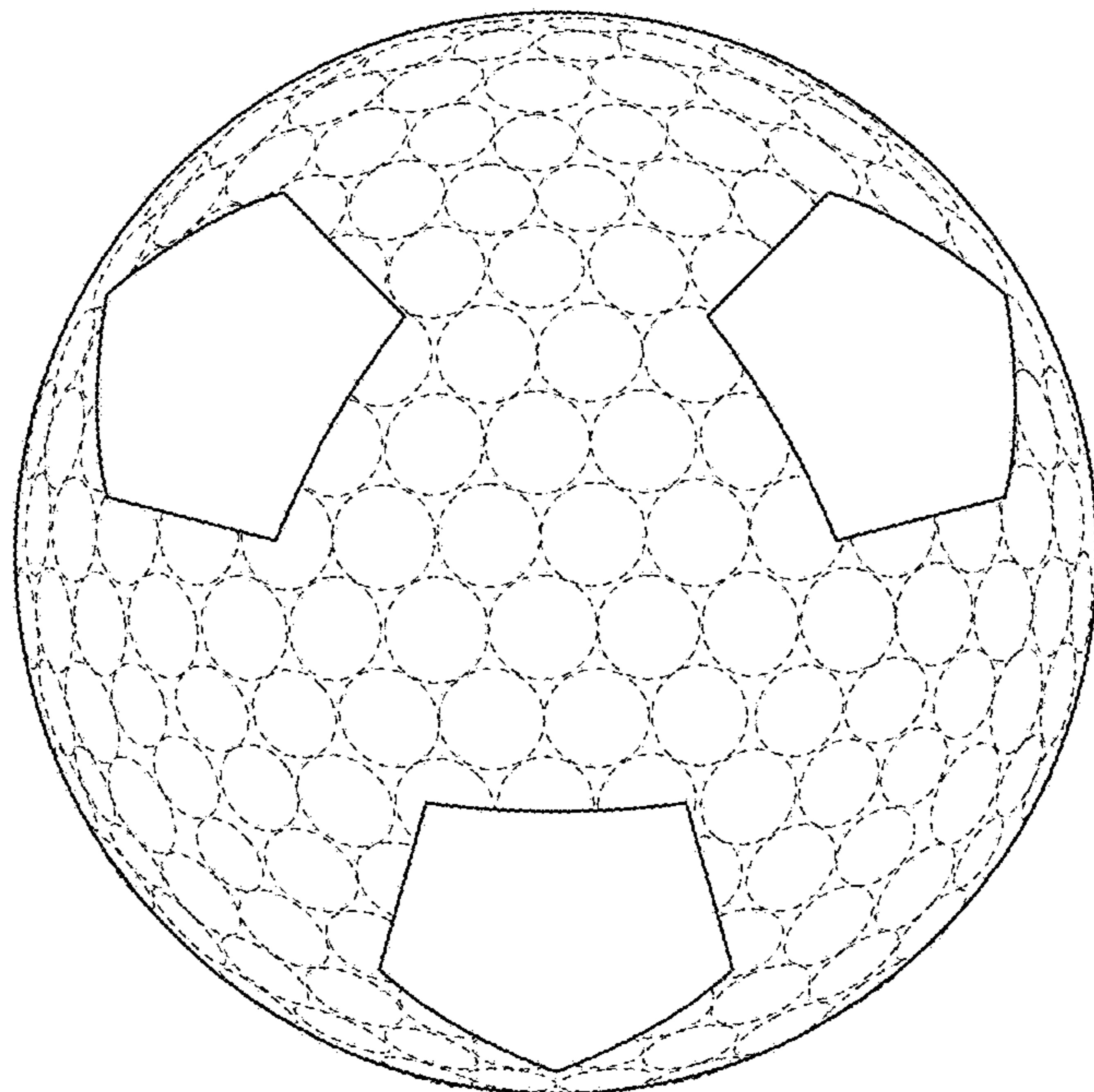


FIG. 4

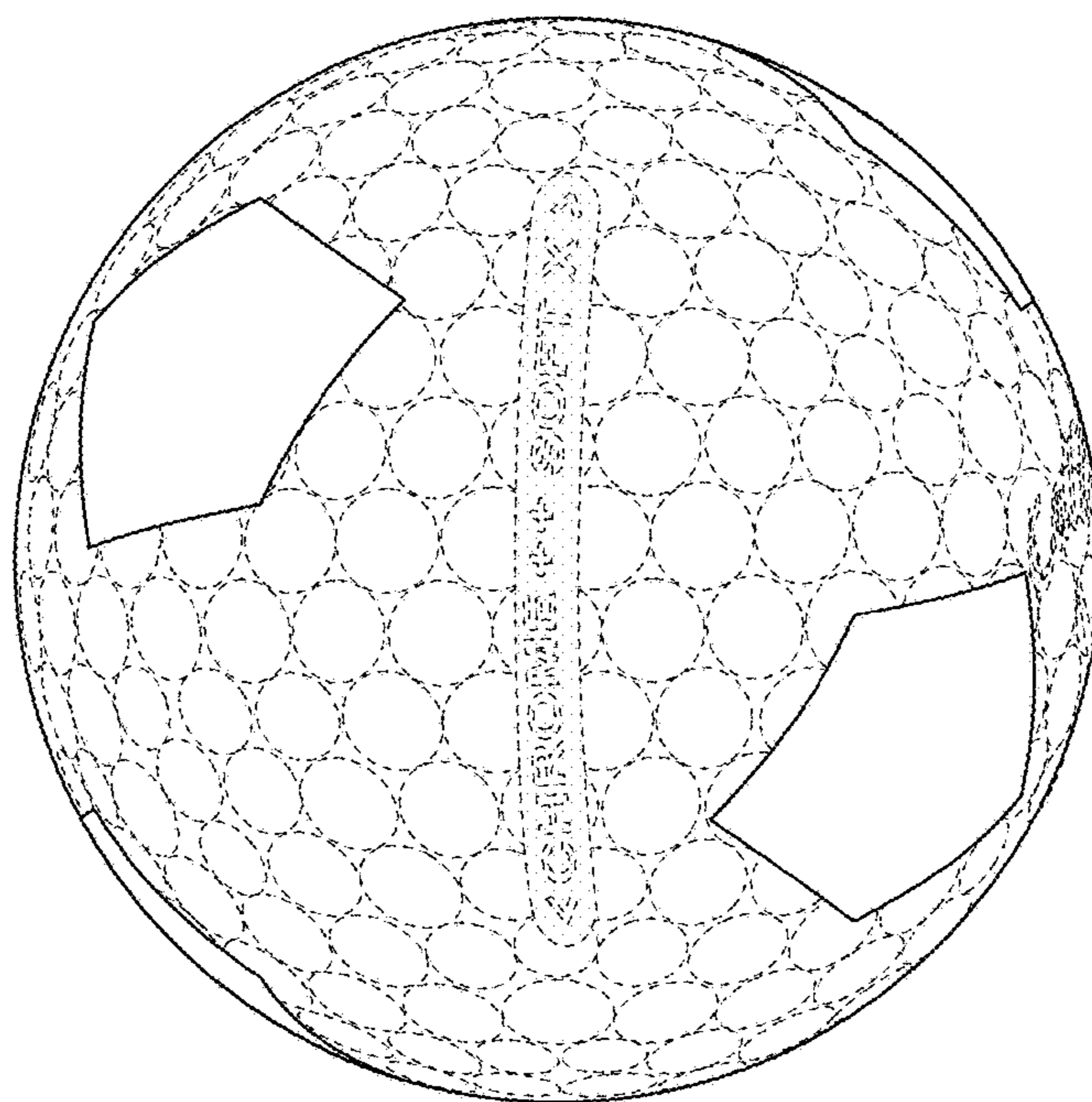


FIG. 5

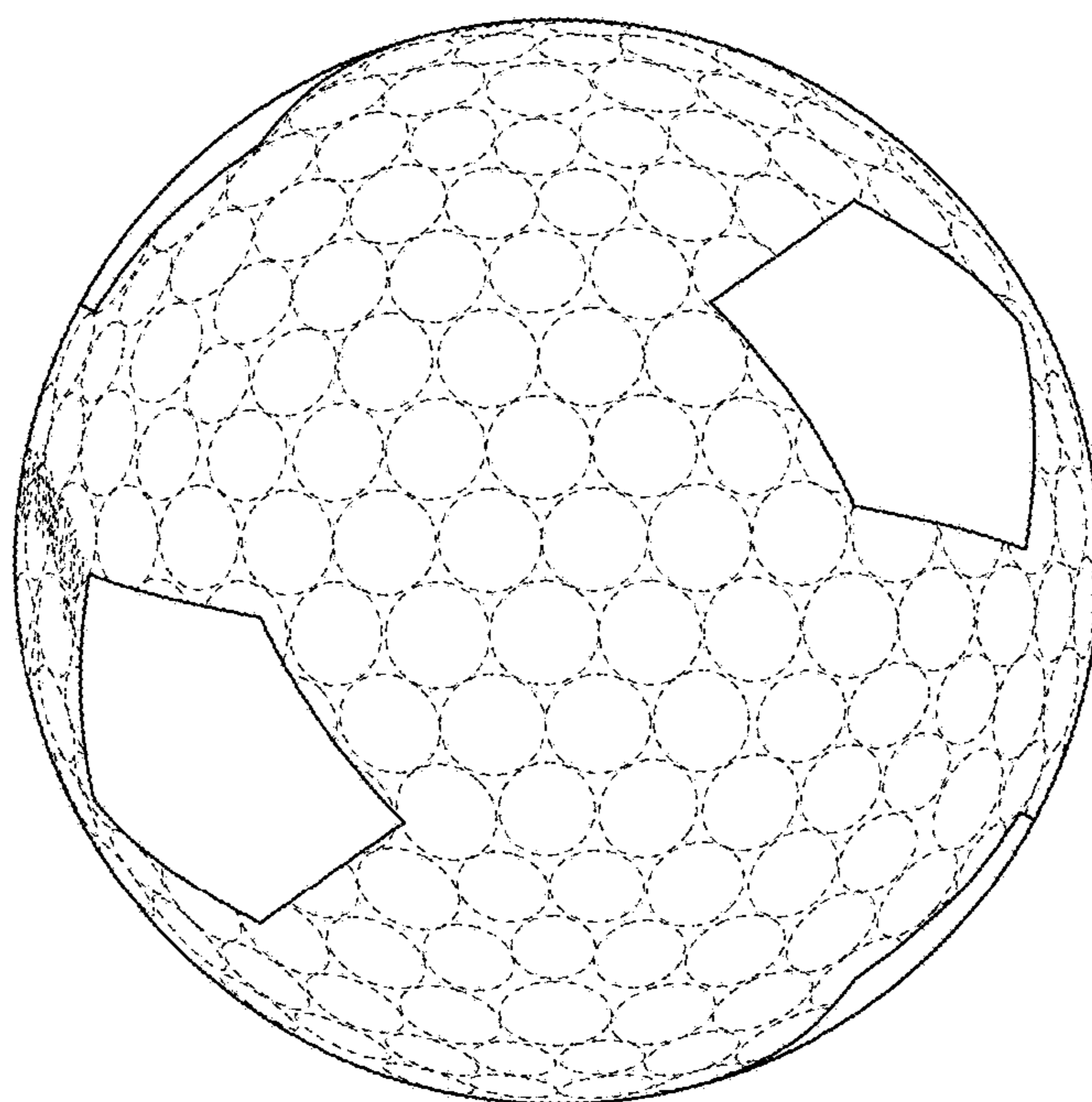


FIG. 6