



US00D860342S

(12) **United States Design Patent**  
**Brewer, III et al.**

(10) **Patent No.:** **US D860,342 S**  
(45) **Date of Patent:** **\*\* Sep. 17, 2019**

(54) **GOLF BALL**

(71) Applicant: **Callaway Golf Company**, Carlsbad, CA (US)

(72) Inventors: **Oliver G. Brewer, III**, San Diego, CA (US); **Richard Arnett**, San Diego, CA (US)

(73) Assignee: **Callaway Golf Company**, Carlsbad, CA (US)

(\*\*) Term: **15 Years**

(21) Appl. No.: **29/643,126**

(22) Filed: **Apr. 4, 2018**

(51) **LOC (12) Cl.** ..... **21-02**

(52) **U.S. Cl.**  
USPC ..... **D21/708**

(58) **Field of Classification Search**  
USPC ..... D21/707-714; 40/327; 473/280, 281, 473/351-385  
CPC . A63B 37/00; A63B 37/0003; A63B 37/0004; A63B 37/0006; A63B 37/002; A63B 37/0021; A63B 37/0022; A63B 37/007; A63B 43/00; A63B 43/008; A63B 69/3655; A63B 45/02

See application file for complete search history.

(56) **References Cited**

**U.S. PATENT DOCUMENTS**

1,656,408 A	1/1928	Young	
D283,523 S *	4/1986	Balint	273/153 R
5,013,046 A	5/1991	Koch	
5,427,378 A	6/1995	Murphy	
5,571,019 A *	11/1996	Wilson	G09B 1/00 434/191
5,662,530 A	9/1997	Sellar	
D410,511 S	6/1999	Stahl et al.	
D410,979 S	6/1999	Stahl et al.	

D412,954 S	8/1999	Stahl et al.	
D415,541 S	10/1999	Stahl et al.	
D419,626 S	1/2000	Stahl et al.	
D424,143 S	5/2000	Stahl et al.	
D463,515 S *	9/2002	Kulp	D21/713
9,283,443 B1 *	3/2016	Hanna	A63B 45/02
10,022,954 B1 *	7/2018	Melanson	B41F 17/30
D847,282 S *	4/2019	Finley	D21/708
D850,547 S *	6/2019	Moylan	D21/708
2002/0111222 A1 *	8/2002	Shioda	A63B 43/00 473/197
2003/0211903 A1 *	11/2003	Hanada	A63B 37/0004 473/378

(Continued)

**FOREIGN PATENT DOCUMENTS**

CN	3041586	*	2/1996
CN	304131516	*	5/2017

(Continued)

*Primary Examiner* — Catherine A Tuttle

(74) *Attorney, Agent, or Firm* — Michael A. Catania; Sonia Lari; Rebecca Hanovice

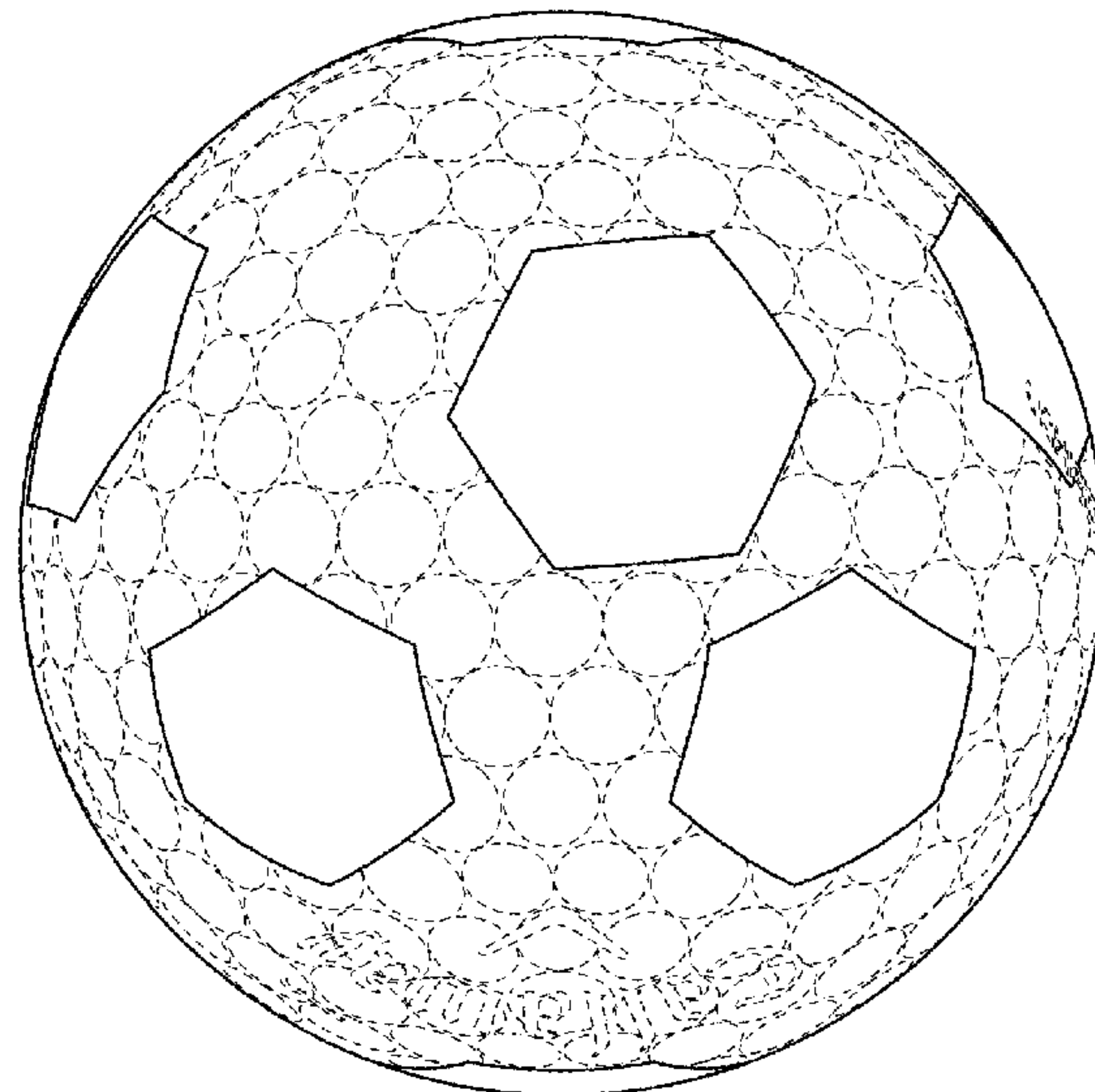
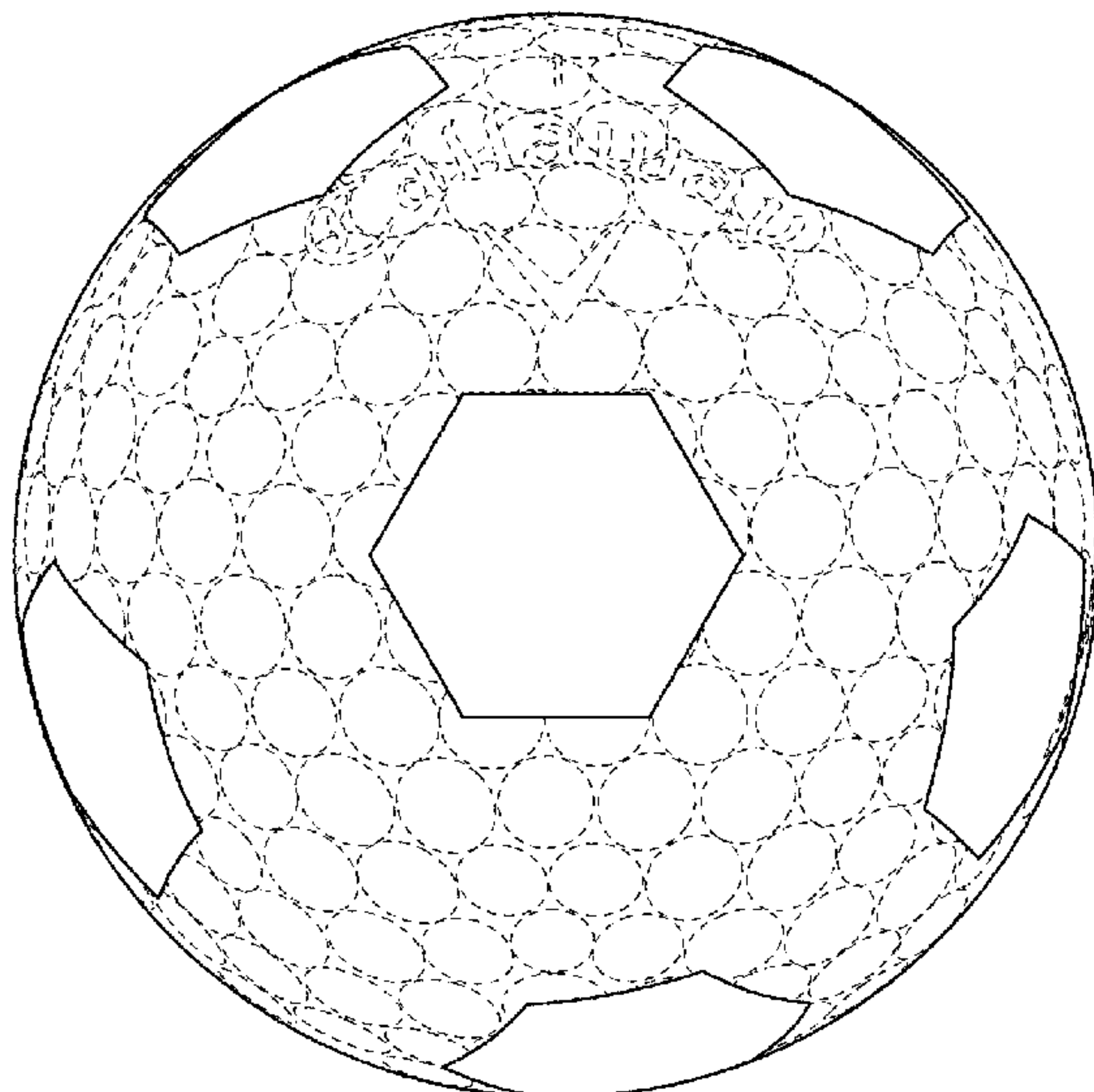
(57) **CLAIM**

The ornamental design for a golf ball, as shown and described.

**DESCRIPTION**

FIG. 1 is a top plan view showing our new design for a golf ball with a pattern of twelve equal size hexagons;  
FIG. 2 is bottom plan view thereof;  
FIG. 3 is a right side elevation view thereof;  
FIG. 4 is left elevation view thereof;  
FIG. 5 is a rear elevation view thereof; and,  
FIG. 6 is a front elevation view thereof.  
The logos and other surface details shown in broken lines are for illustrative purposes only and form no part of the claimed design. The trademark "Callaway V" logo is a trademark of the Callaway Golf Company.

**1 Claim, 3 Drawing Sheets**



(56)

**References Cited**

U.S. PATENT DOCUMENTS

2005/0192120 A1\* 9/2005 Morley ..... A63B 43/008  
473/351  
2006/0035723 A1\* 2/2006 Chapman ..... A63B 43/008  
473/351  
2006/0148593 A1\* 7/2006 Sato ..... A63B 37/0004  
473/378  
2009/0017941 A1\* 1/2009 Sullivan ..... A63B 37/0004  
473/383  
2012/0010025 A1\* 1/2012 Chou ..... A63B 37/0031  
473/378  
2012/0071275 A1\* 3/2012 Williams ..... A63B 37/0022  
473/378  
2016/0131462 A1\* 5/2016 Lopez-Pozas Lanuza .....  
F42B 6/10  
473/613

FOREIGN PATENT DOCUMENTS

DE 40503149-0001 \* 12/2005  
EM 000267216-0001 \* 3/2005  
EM 000267216-0002 \* 3/2005  
EM 001079263-0008 \* 2/2009  
EM 002974022-0006 \* 2/2016

\* cited by examiner

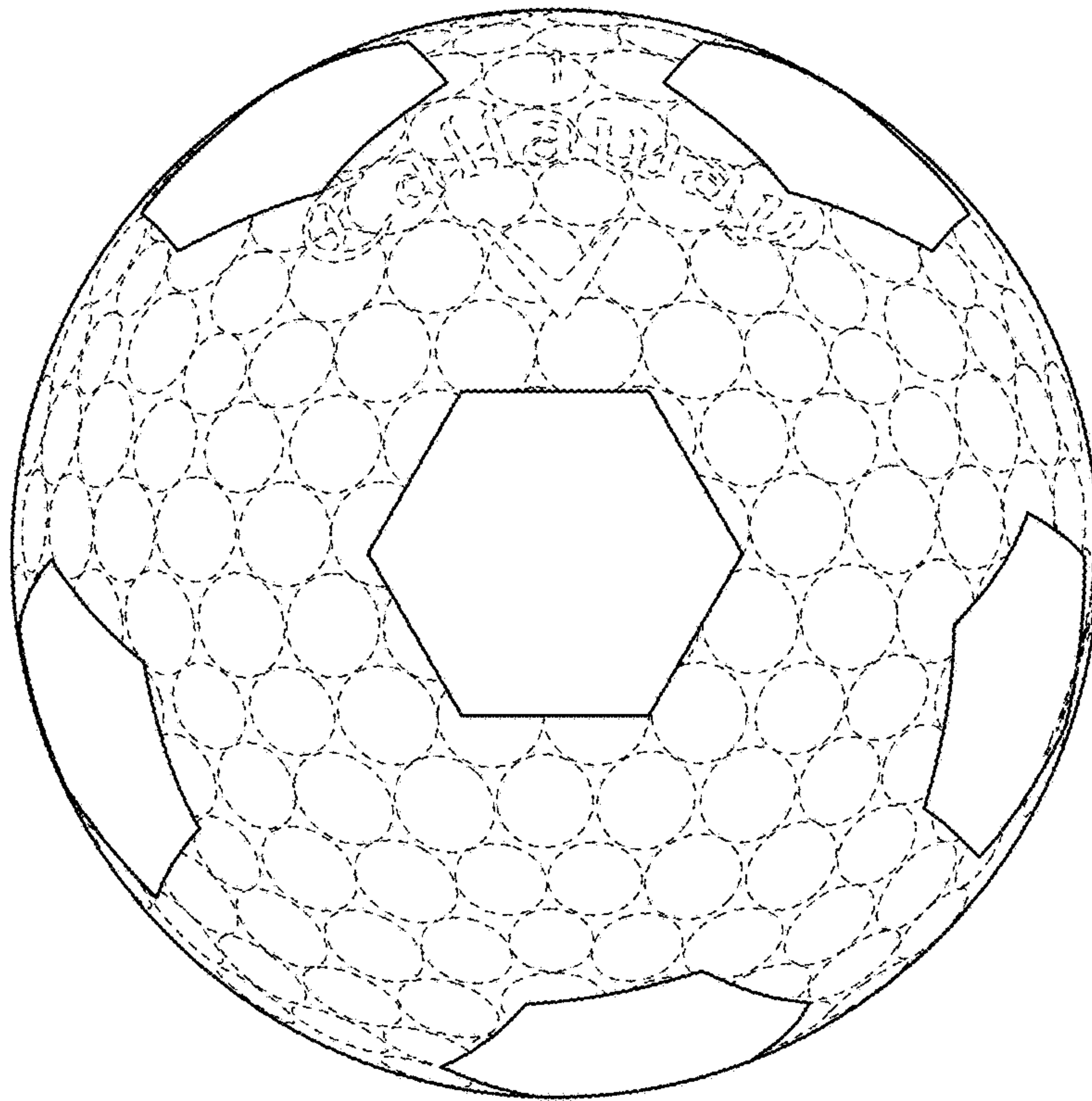


FIG. 1

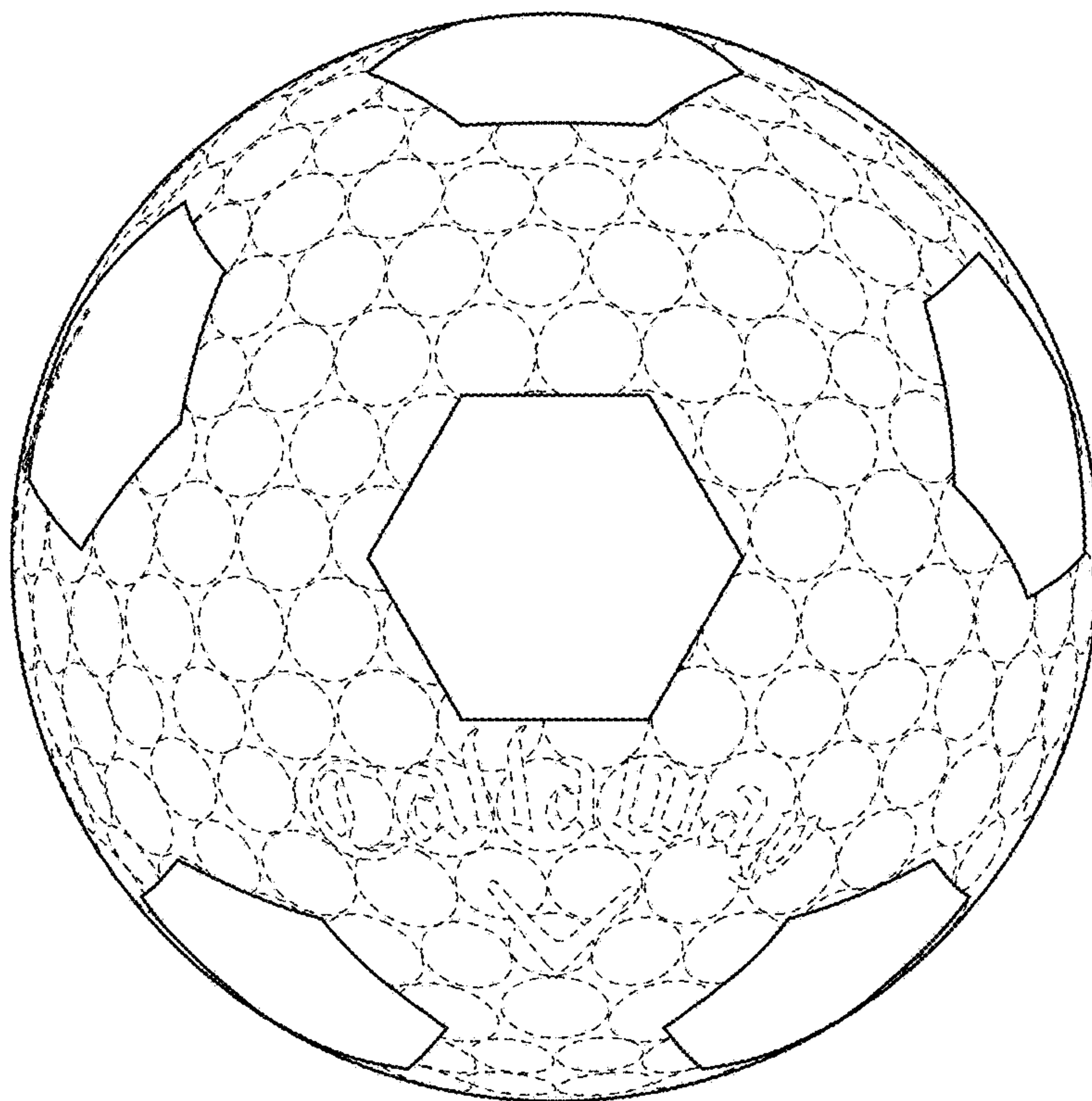


FIG. 2



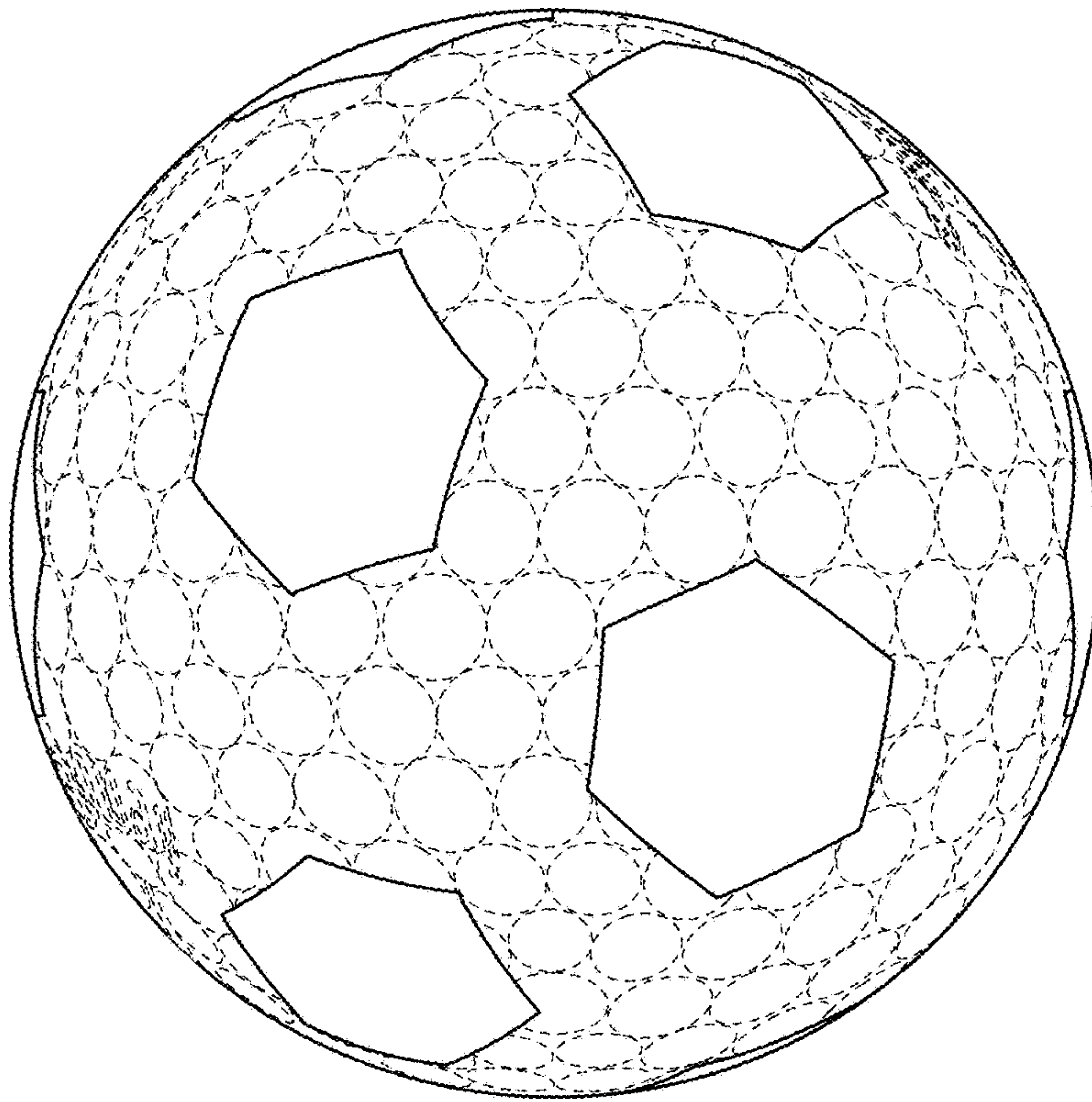


FIG. 3

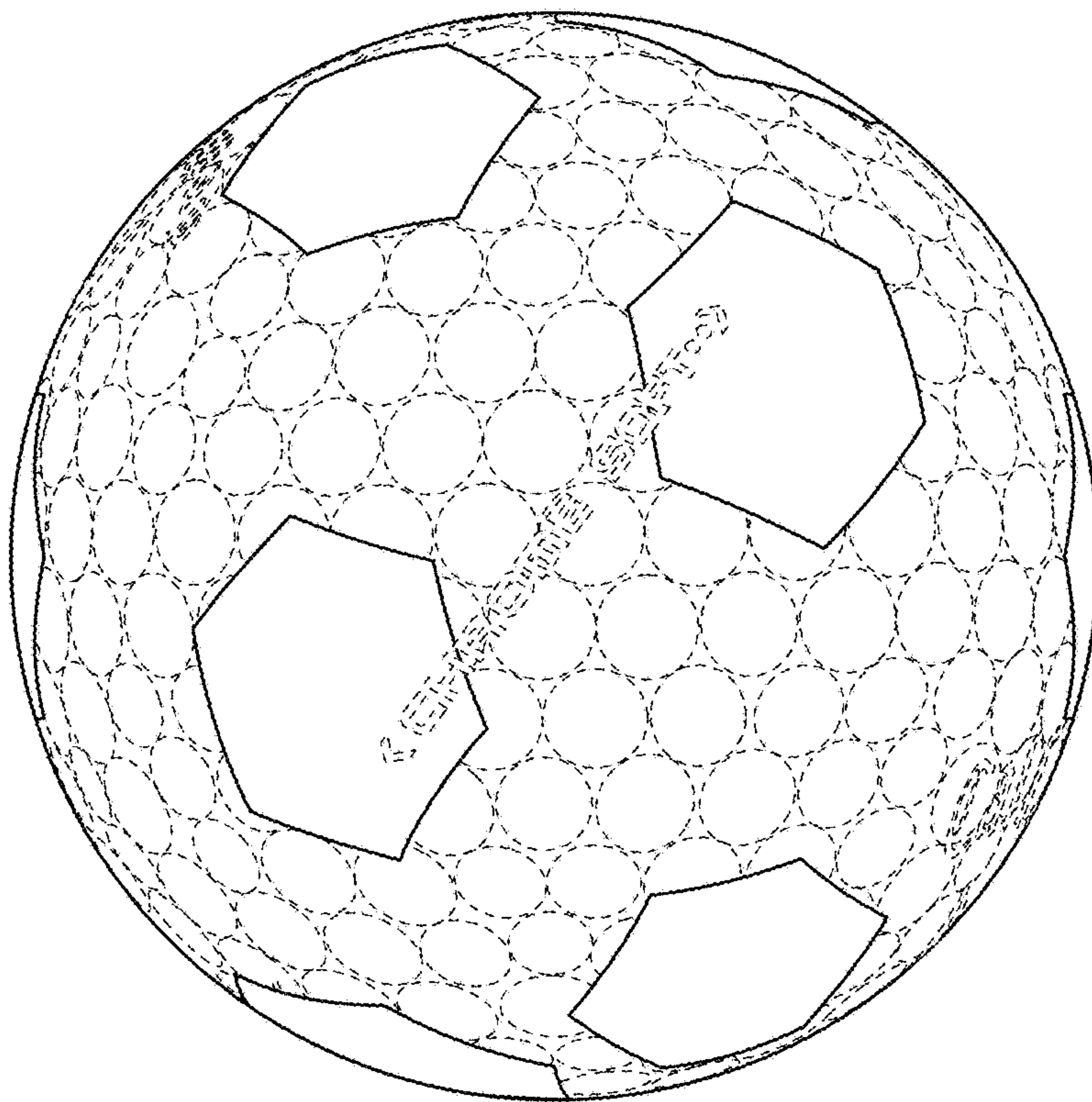


FIG. 4

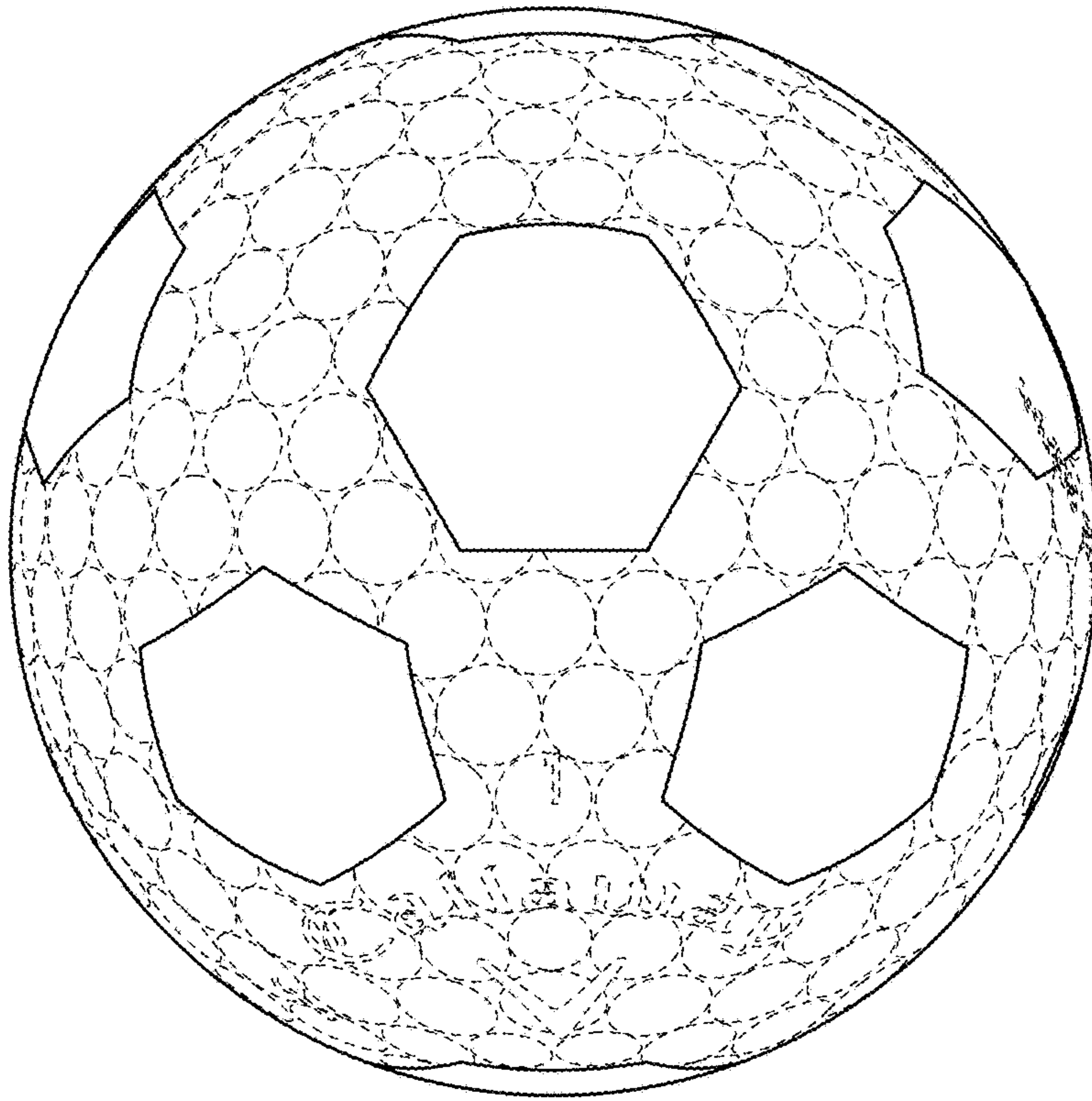


FIG. 5

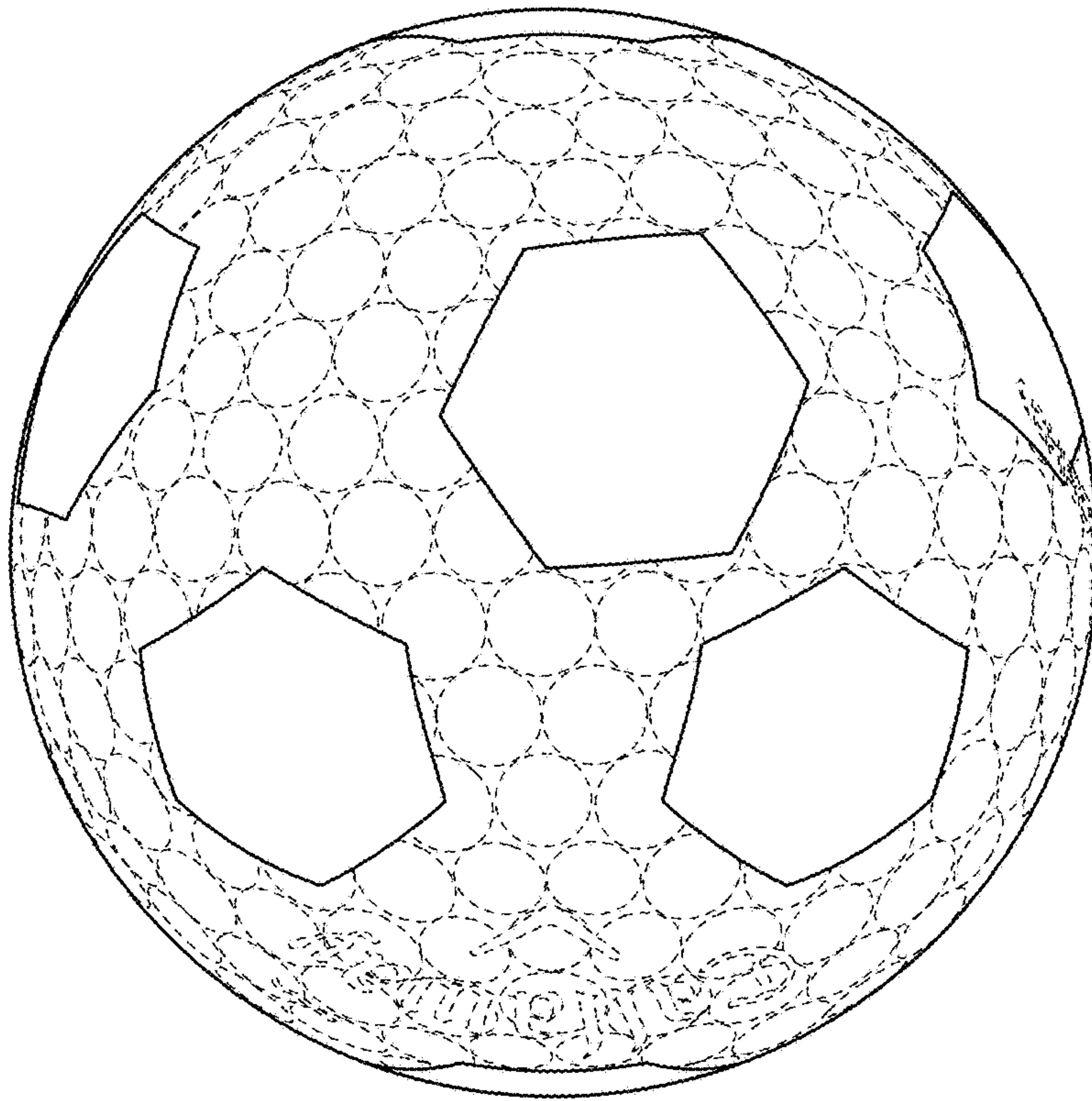


FIG. 6