



US00D860329S

(12) **United States Design Patent** (10) **Patent No.:** **US D860,329 S**  
**Williams** (45) **Date of Patent:** **\*\* Sep. 17, 2019**

(54) **BUBBLE WAND**  
(71) Applicant: **OgoSport LLC**, Brooklyn, NY (US)  
(72) Inventor: **Kevin Williams**, Sprakers, NY (US)  
(73) Assignee: **Ogosport LLC**, Brooklyn, NY (US)  
(\*\*) Term: **15 Years**

(21) Appl. No.: **29/657,983**  
(22) Filed: **Jul. 26, 2018**  
(51) **LOC (12) Cl.** ..... **21-01**  
(52) **U.S. Cl.**  
USPC ..... **D21/402**  
(58) **Field of Classification Search**  
CPC ..... A63H 3/14; A63H 33/00; A63H 33/28;  
A63B 31/02-10; A41D 19/0013; A41D  
19/0017; A41D 19/002; A41D 19/0024;  
A41D 19/0034; A41D 19/01; A41D  
19/01594; A41D 19/0003; A41D 19/0068;  
A41D 19/0072; A41D 19/0075; A47L  
13/18  
See application file for complete search history.

(56) **References Cited**

**U.S. PATENT DOCUMENTS**

2,928,205 A \* 3/1960 Fulton ..... A63H 33/28  
446/15  
3,407,927 A \* 10/1968 Jones ..... A47G 21/001  
206/372  
4,808,138 A \* 2/1989 von Braunhut ..... A63H 33/28  
446/16  
D306,465 S \* 3/1990 Klundt ..... D21/401  
D354,594 S \* 1/1995 Reusswig ..... D32/40  
5,848,928 A \* 12/1998 Wong ..... A47G 21/10  
446/329  
D425,261 S \* 5/2000 Basile ..... D29/118  
D427,728 S \* 7/2000 Ferguson ..... D29/118  
D724,790 S \* 3/2015 Hack ..... D29/119

D795,353 S \* 8/2017 Fu ..... D2/614  
2010/0088794 A1 \* 4/2010 Oradini, Sr. .... A41D 13/087  
2/21  
2014/0068828 A1 \* 3/2014 Holmes ..... A41D 13/087  
2/21  
2014/0194028 A1 \* 7/2014 Tedford ..... A63H 37/00  
446/26

**FOREIGN PATENT DOCUMENTS**

IL 52676 \* 5/2014

\* cited by examiner

*Primary Examiner* — Catherine A Tuttle

(74) *Attorney, Agent, or Firm* — Kane Kessler, P.C.;  
Barry E. Negrin

(57) **CLAIM**

The ornamental design for a bubble wand, as shown and described.

**DESCRIPTION**

FIG. 1 is a perspective view of a bubble wand, showing my new design.

FIG. 2 is a front elevational view thereof.

FIG. 3 is a rear elevational view thereof.

FIG. 4 is a right elevational view thereof.

FIG. 5 is a left elevational view thereof.

FIG. 6 is a top plan view thereof.

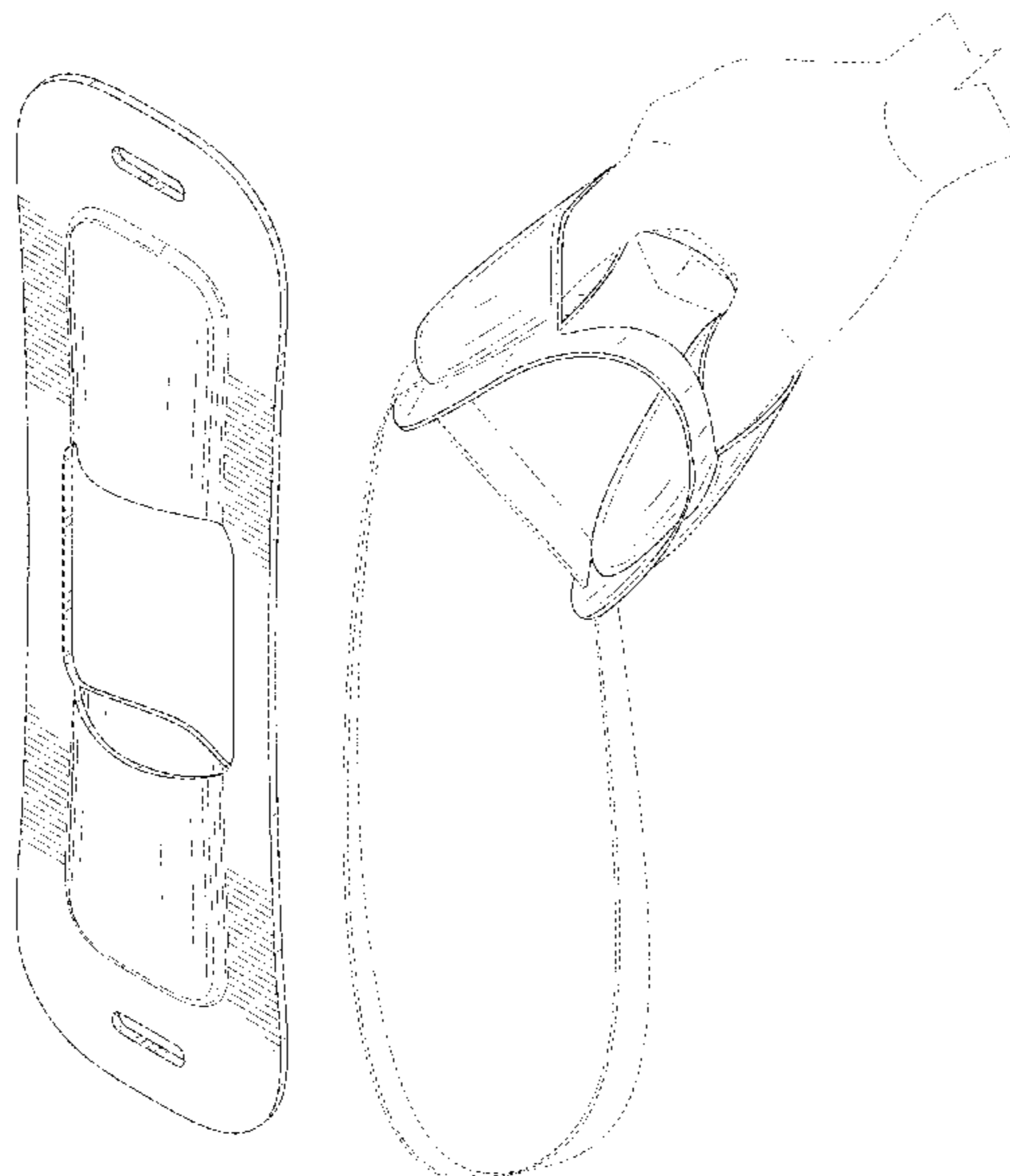
FIG. 7 is a bottom plan view thereof.

FIG. 8 is a perspective view showing the bubble wand in association with an environmental ribbon depicted in broken lines; and,

FIG. 9 is a perspective view showing the bubble wand and ribbon in an alternate in-use configuration.

The broken lines representing the ribbon and users hand are for illustrative purposes only; and form no part of the claimed design.

**1 Claim, 7 Drawing Sheets**



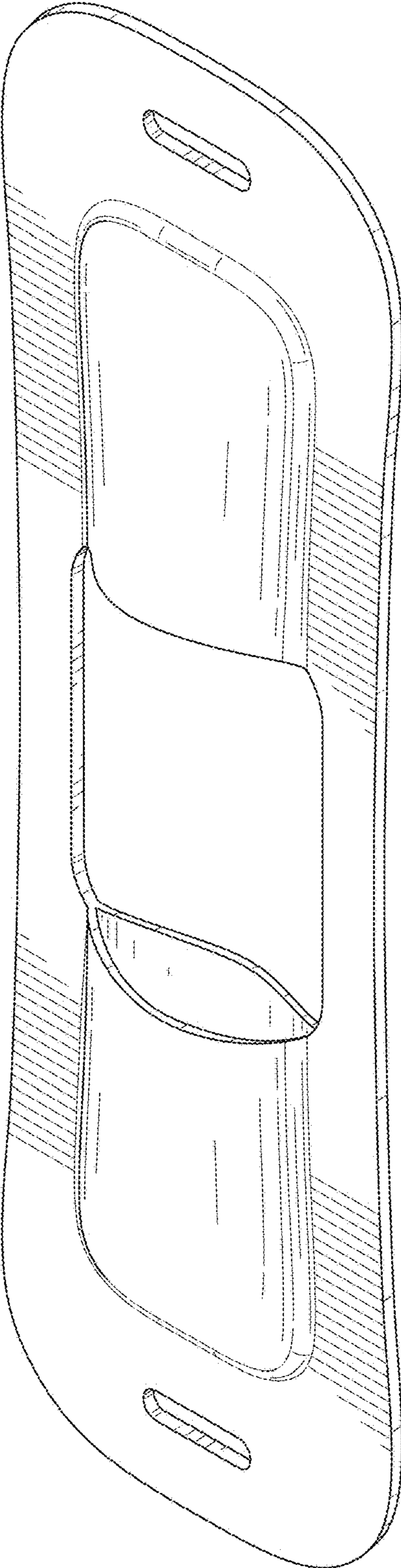


FIG. 1

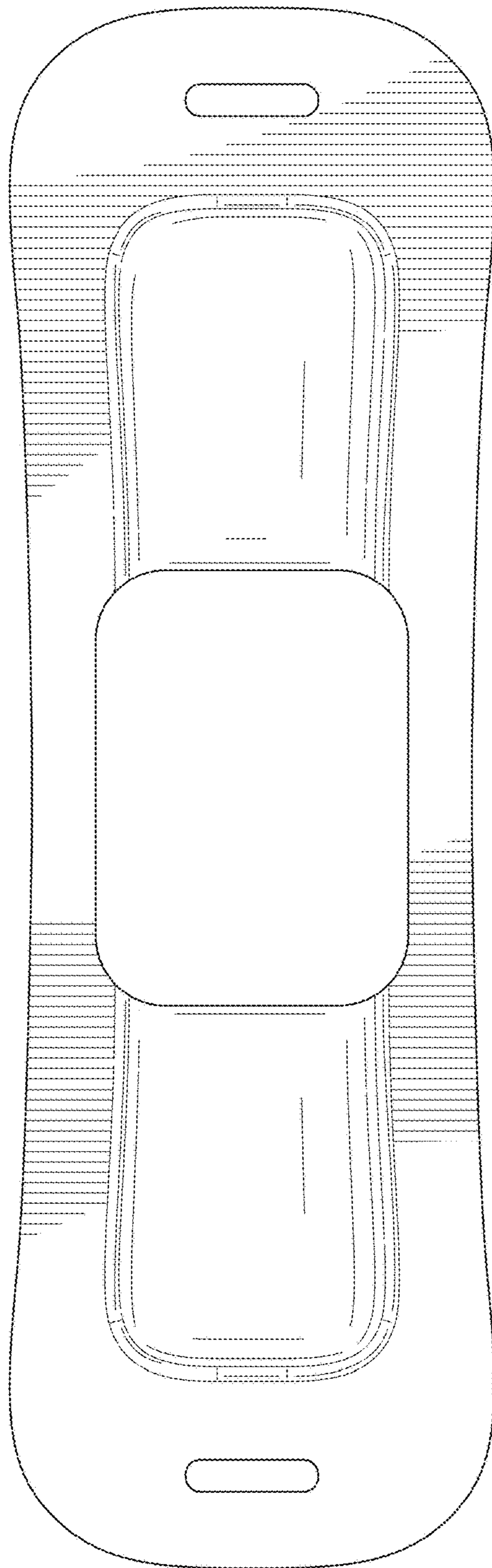


FIG. 2

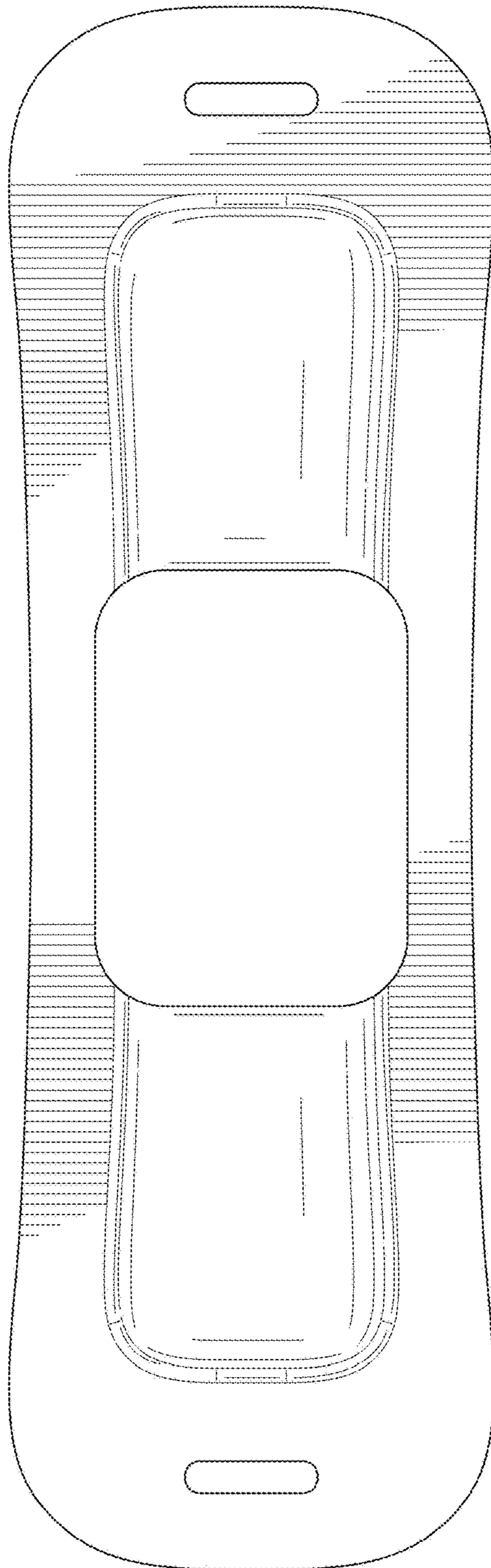


FIG. 3

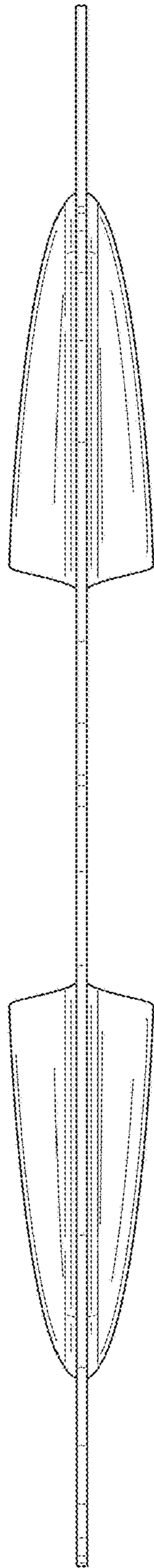


FIG. 4

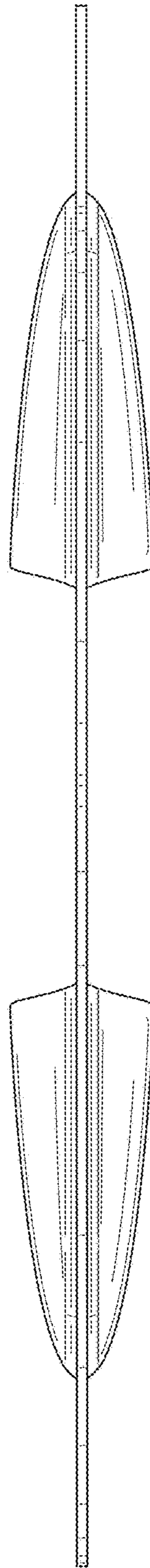


FIG. 5

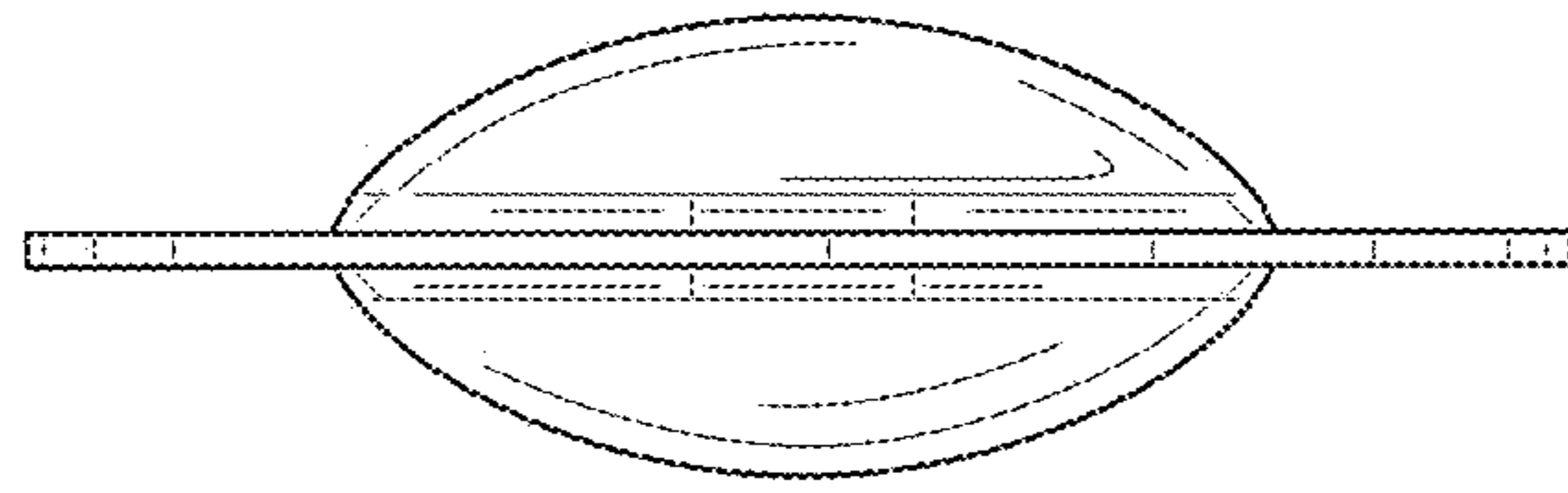


FIG. 6

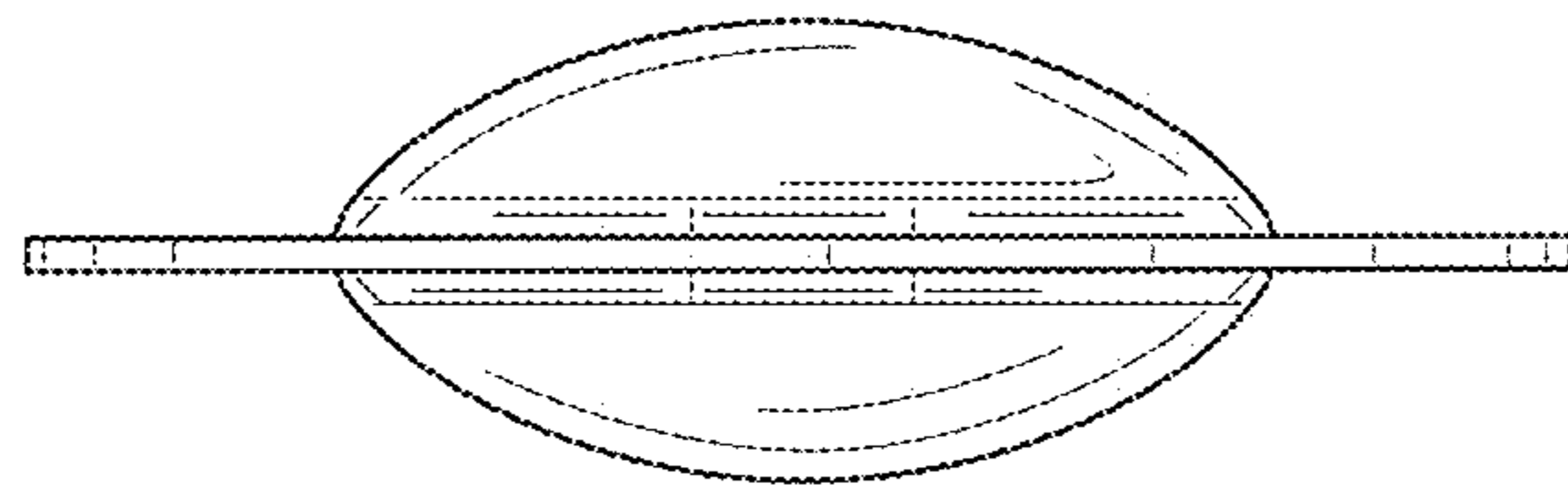


FIG. 7

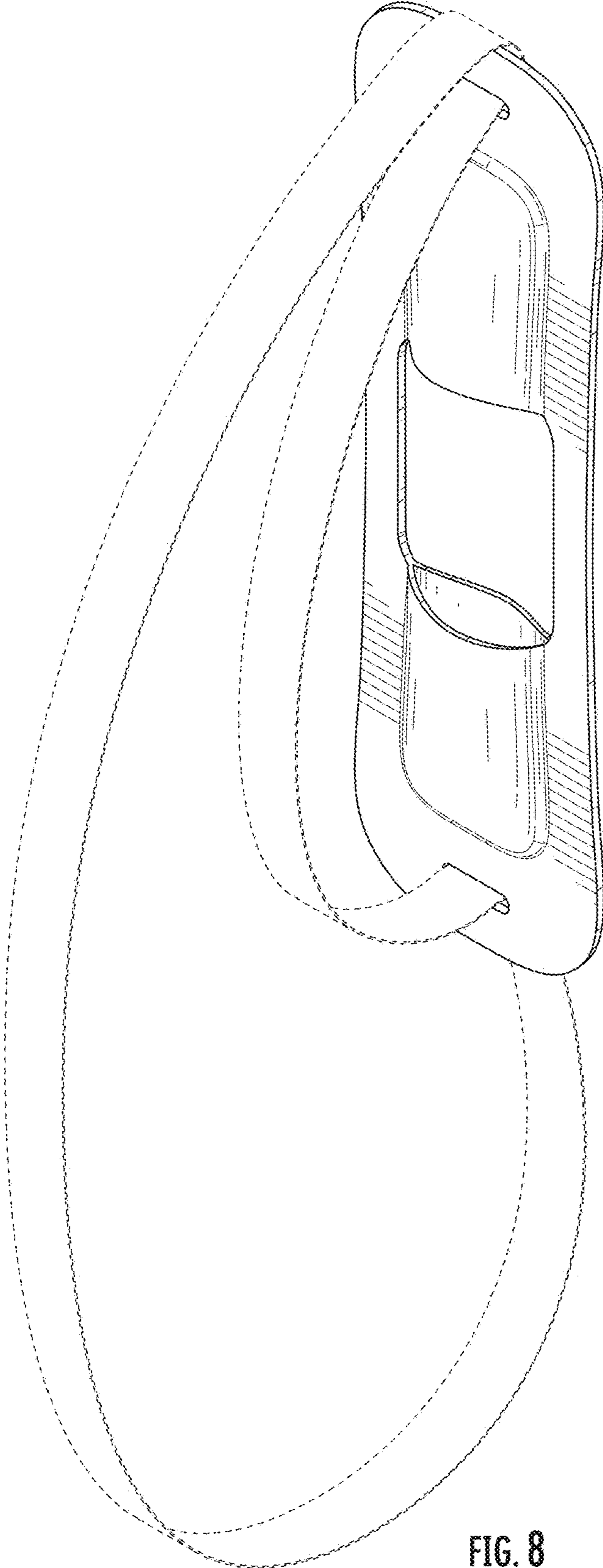


FIG. 8

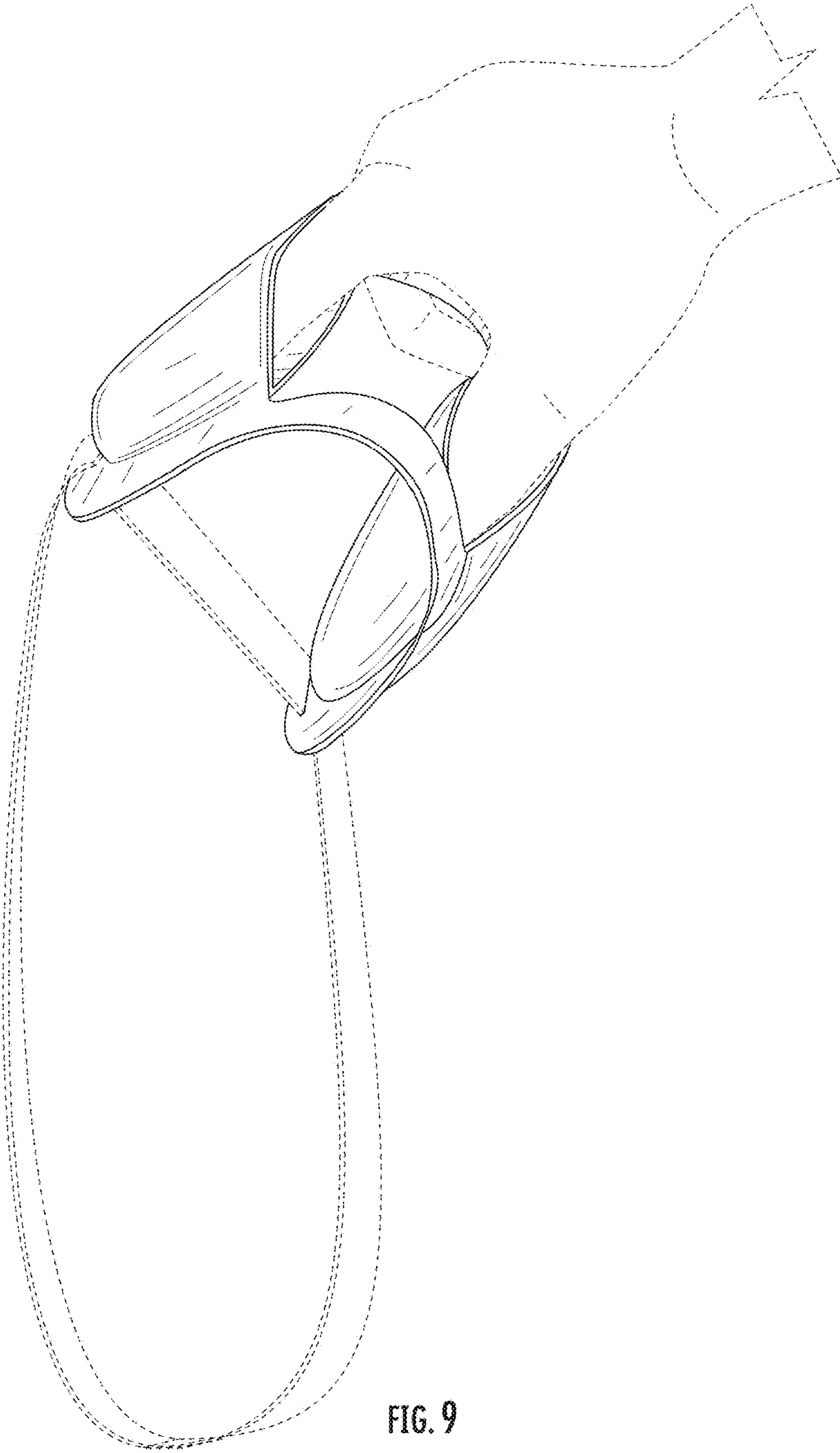


FIG. 9