



US00D860319S

(12) **United States Design Patent** (10) **Patent No.:** **US D860,319 S**
Beruto (45) **Date of Patent:** **** Sep. 17, 2019**

(54) **ELECTRONIC DISPLAY UNIT**
 (71) Applicant: **ANY PTE. LTD.**, Singapore (SG)
 (72) Inventor: **Olav Beruto**, Bangkok (TH)
 (73) Assignee: **ANY PTE. LTD.**, Singapore (SG)
 (**) Term: **15 Years**
 (21) Appl. No.: **35/503,857**
 (22) Filed: **Apr. 21, 2017**

D477,318 S * 7/2003 Shiao D14/336
 D503,391 S * 3/2005 Kato D14/126
 D504,669 S * 5/2005 Fujiki D14/126
 D510,328 S * 10/2005 Shih D14/126
 D514,098 S * 1/2006 Huang D14/315
 D536,337 S * 2/2007 Chuang D14/336
 D576,974 S * 9/2008 Kim D14/126
 D586,859 S * 2/2009 King D20/39
 D601,524 S * 10/2009 Kibushi D14/126
 D697,910 S * 1/2014 Bianco D14/336
 D727,893 S * 4/2015 Lee D14/336
 D804,473 S * 12/2017 Moon D14/371
 D811,393 S * 2/2018 Ahn D14/371

* cited by examiner

(80) **Hague Agreement Data**
 Int. Filing Date: **Dec. 13, 2016**
 Int. Reg. No.: **DM/096163**
 Int. Reg. Date: **Apr. 21, 2017**
 Int. Reg. Pub. Date: **Oct. 27, 2017**

Primary Examiner — George D. Kirschbaum
Assistant Examiner — Darcey E Gottschalk
 (74) *Attorney, Agent, or Firm* — Joseph G. Chu; JCIP

(51) **LOC (12) Cl.** **20-03**
 (52) **U.S. Cl.**
 USPC **D20/10; D14/126; D14/336**
 (58) **Field of Classification Search**
 USPC D20/10, 99, 19, 39, 42, 43, 27; D14/300,
 D14/314, 315, 336, 432, 126, 371;
 D19/113; D6/332, 300, 310, 672, 677,
 D6/677.4, 678.3, 680.1, 680.2, 682.1,
 D6/682.3; D24/160; D10/113.4
 CPC G09F 15/00; G09F 15/0056; G09F 15/02;
 G09F 15/0062; A47G 1/14; A47G 1/06
 See application file for complete search history.

(57) **CLAIM**

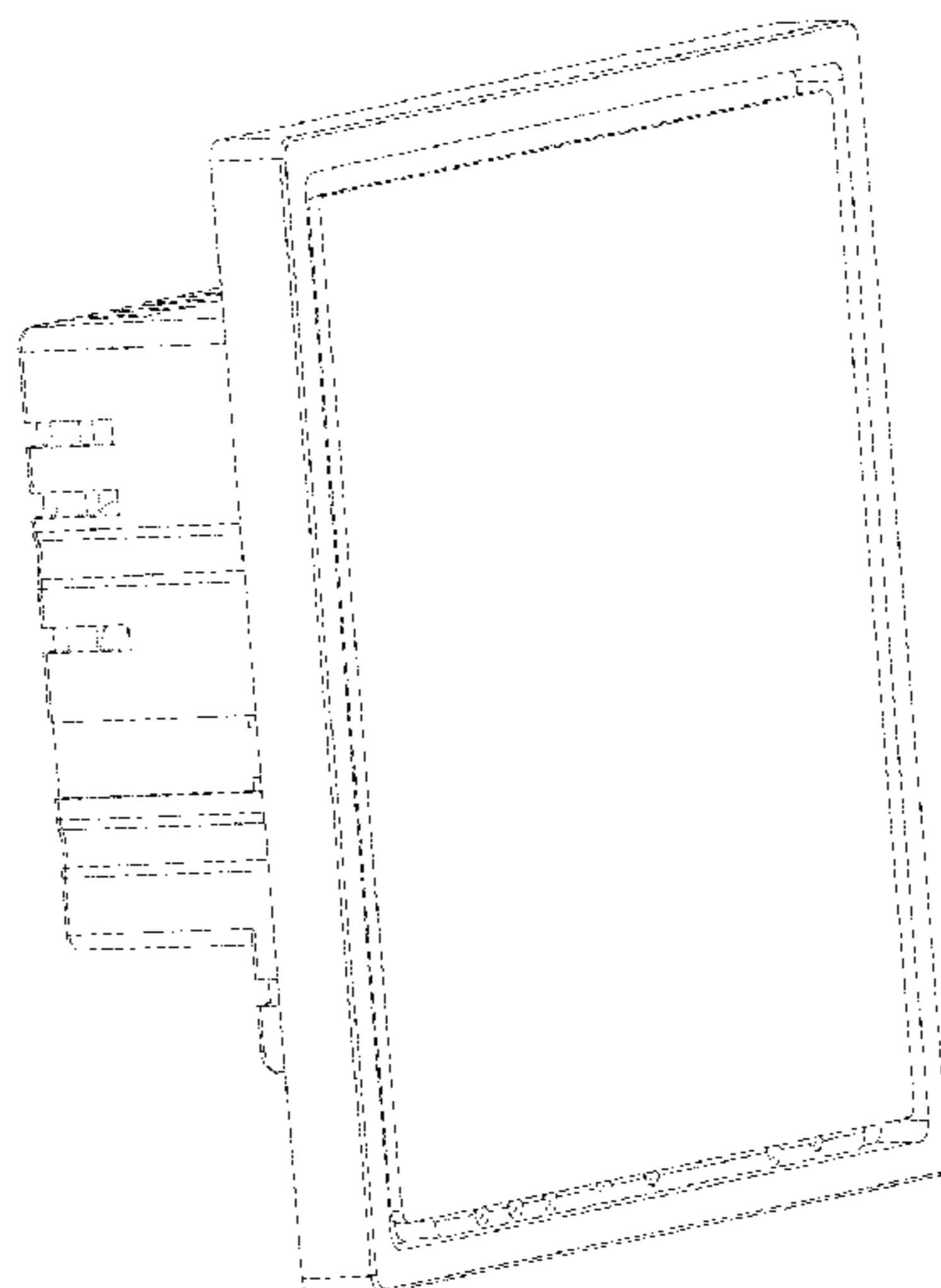
I claim the ornamental design for the electronic display unit, as shown and described.

DESCRIPTION

1. Display unit
 FIGURE 1.1 is a front perspective view of an electronic display unit;
 FIGURE 1.2 is a front view of the electronic display unit;
 FIGURE 1.3 is a back view of the electronic display unit;
 FIGURE 1.4 is a top view of the electronic display unit;
 FIGURE 1.5 is a bottom view of the electronic display unit;
 FIGURE 1.6 is a left-side view of the electronic display unit;
 and
 FIGURE 1.7 is a right-side view of the electronic display unit.
 The broken lines form no part of the claimed design and are hereby disclaimed.

(56) **References Cited**
 U.S. PATENT DOCUMENTS
 D233,184 S * 10/1974 Alfonso D20/99
 D313,431 S * 1/1991 Jaskiel, Jr. D14/126
 5,878,518 A * 3/1999 Grewe G09F 15/0056
 248/910
 D468,735 S * 1/2003 Landerholm D14/336

1 Claim, 7 Drawing Sheets



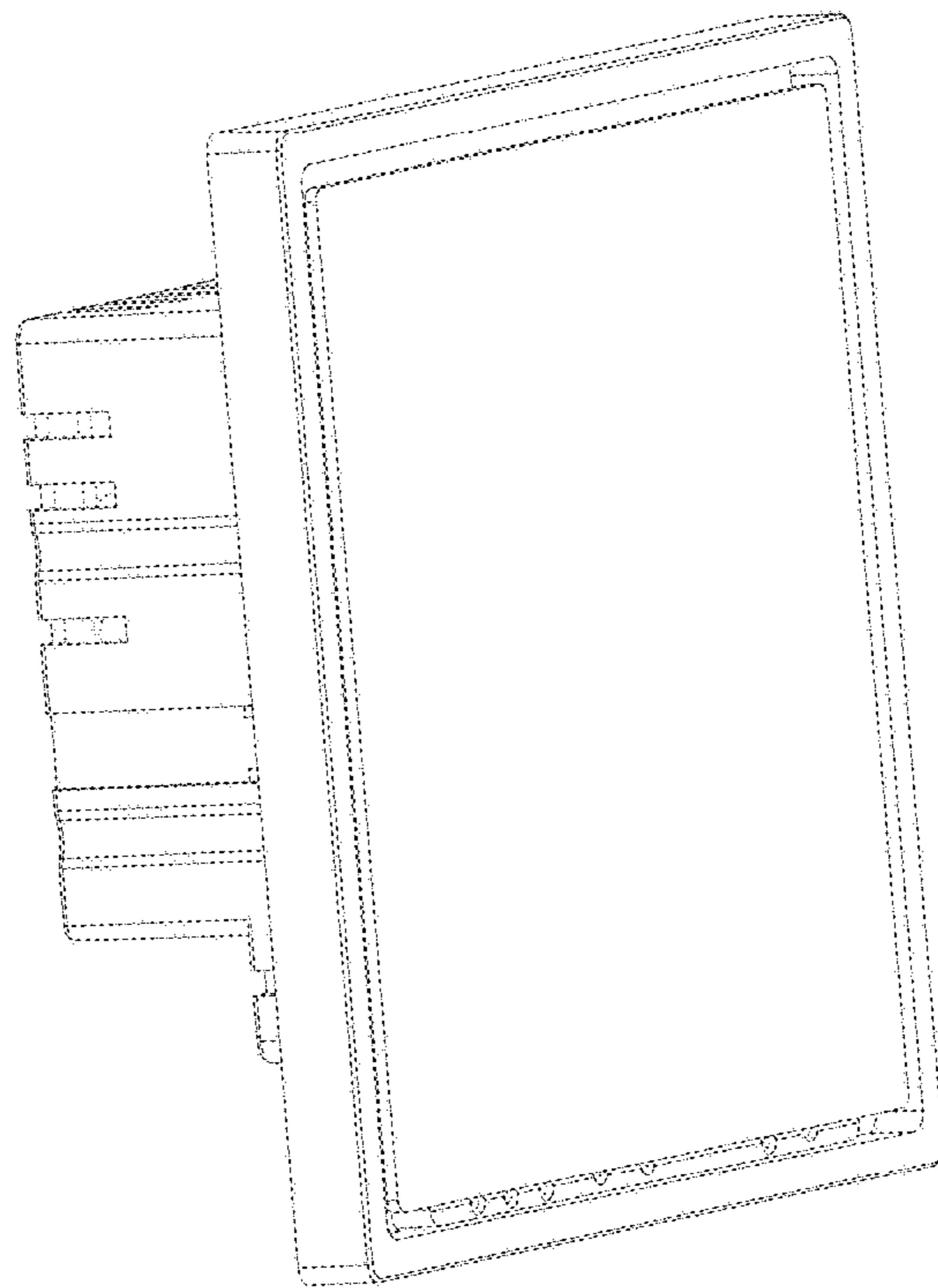


FIG. 1.1




FIG. 1.2

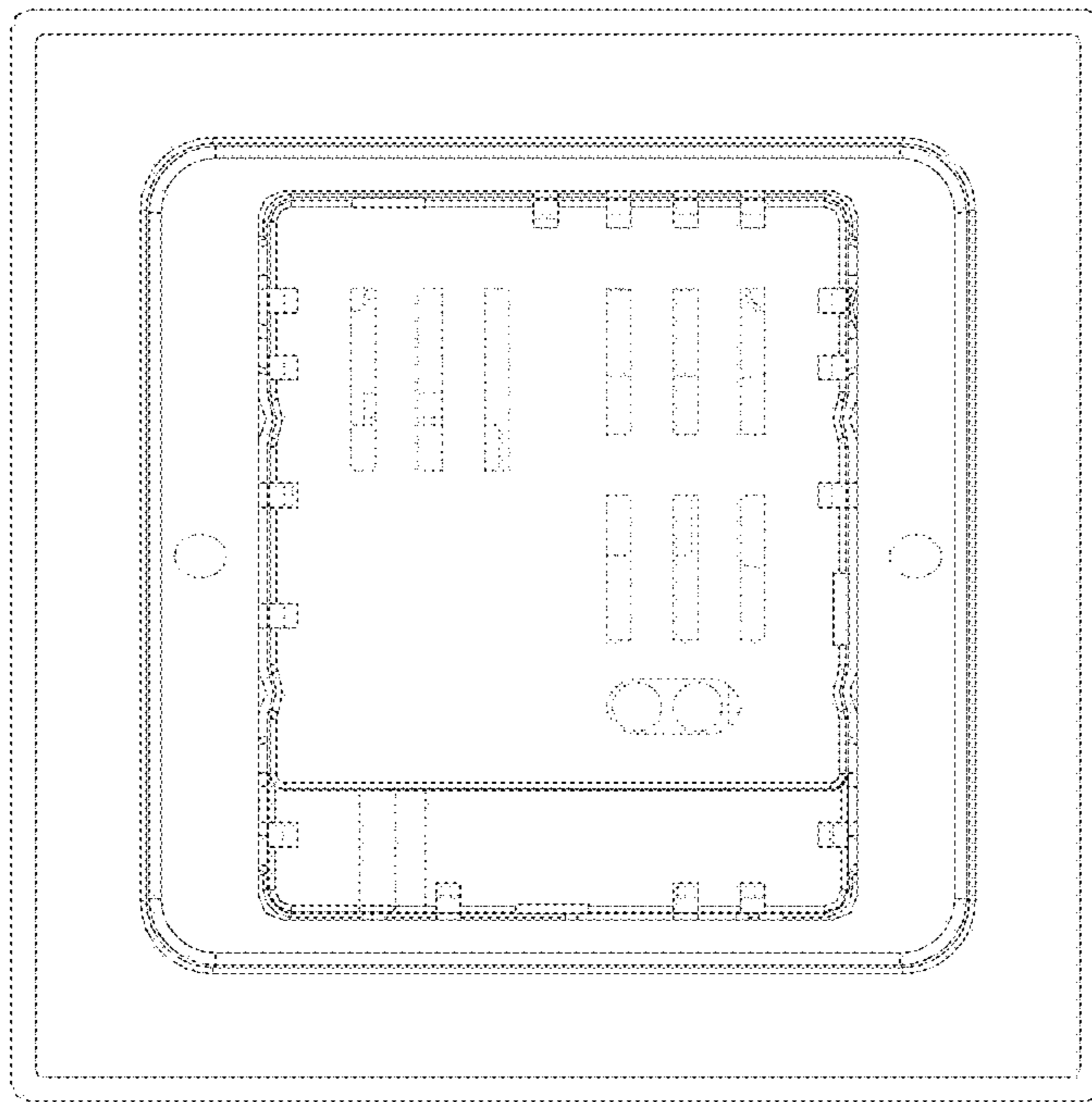


FIG. 1.3

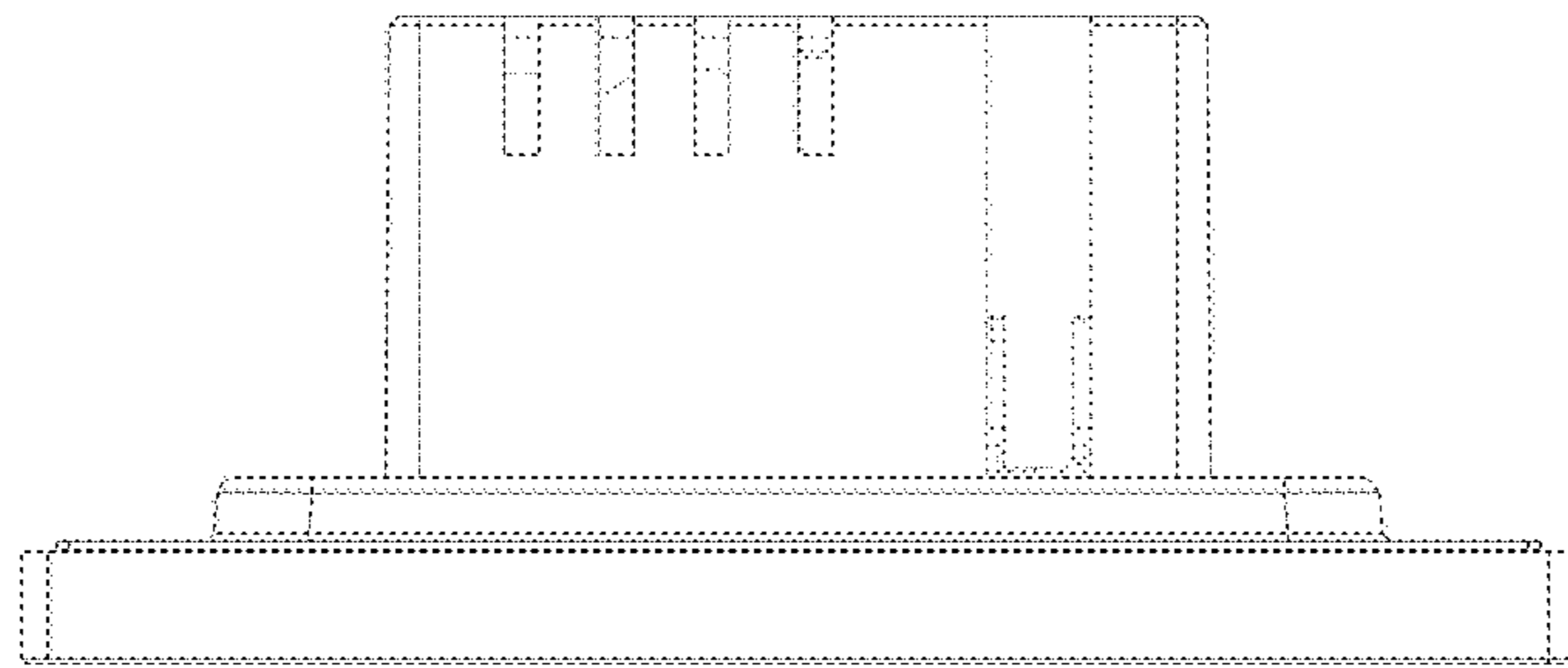


FIG. 1.4

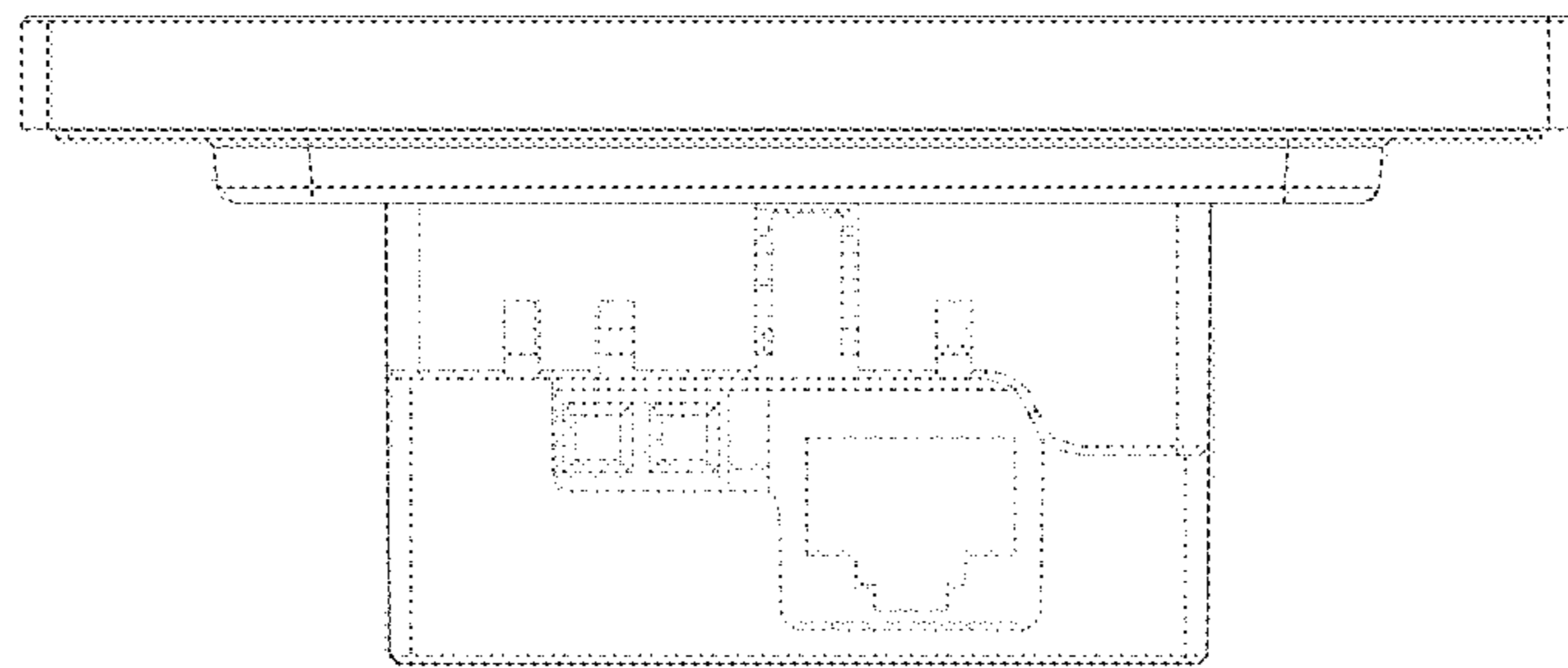


FIG. 1.5

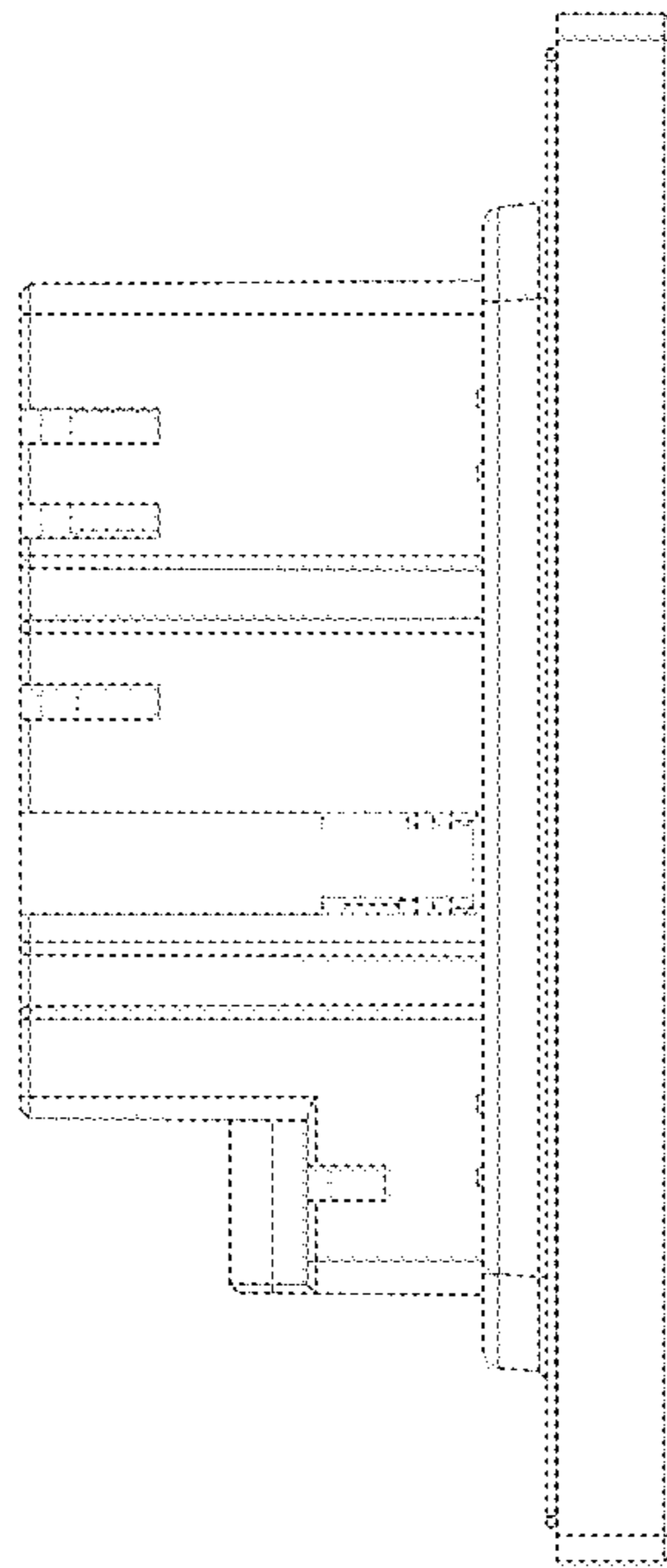


FIG. 1.6

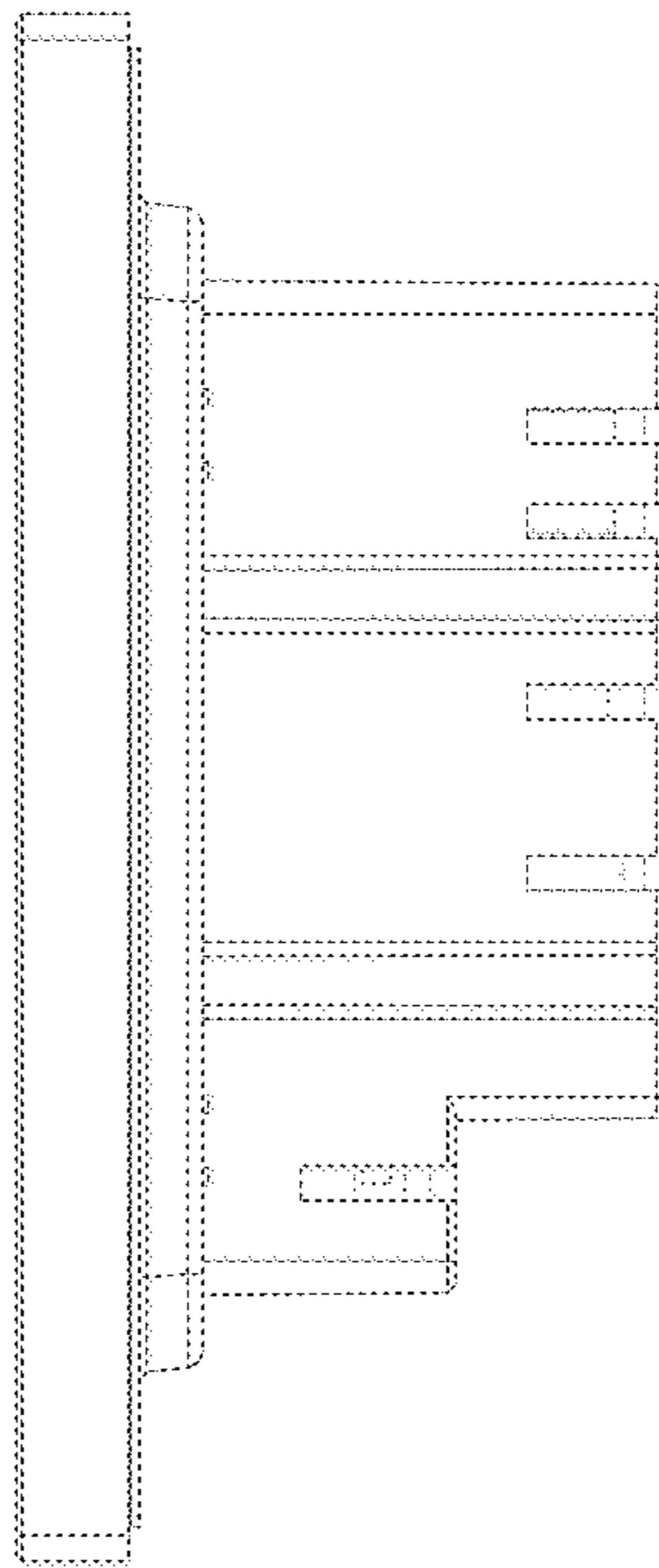


FIG. 1.7