



US00D860315S

(12) **United States Design Patent** (10) **Patent No.:** **US D860,315 S**  
**Chen** (45) **Date of Patent:** **\*\* Sep. 17, 2019**

(54) **3D PEN**  
(71) Applicant: **SHENZHEN WEISTEK TECHNOLOGY CO., LTD.**, Shenzhen (CN)  
(72) Inventor: **Wenjuan Chen**, Shenzhen (CN)  
(73) Assignee: **SHENZHEN WEISTEK TECHNOLOGY CO., LTD.**, Shenzhen (CN)  
(\*\*) Term: **15 Years**

D341,531 S *	11/1993	Nagano	.....	D8/61
D375,035 S *	10/1996	Mangol	.....	D4/138
D413,241 S *	8/1999	Lai	.....	D8/61
D433,416 S *	11/2000	Strand	.....	D14/426
D437,758 S *	2/2001	Heun	.....	D8/61
D478,983 S *	8/2003	Whitehall	.....	D24/110
D518,569 S *	4/2006	Nishibayashi	.....	D24/110
D531,472 S *	11/2006	Schiller	.....	D8/61
D570,660 S *	6/2008	Wang	.....	D8/61
D688,109 S *	8/2013	Vanderbeek	.....	D8/61
D689,354 S *	9/2013	Mitchell	.....	D8/61
D765,179 S *	8/2016	Simon	.....	D19/177
D777,920 S *	1/2017	Xu	.....	D24/152
D817,331 S *	5/2018	Volta	.....	D14/431
D841,650 S *	2/2019	Masin	.....	D14/426
2005/0110779 A1 *	5/2005	Huang	.....	G06F 3/03543 345/179

(21) Appl. No.: **29/629,152**  
(22) Filed: **Dec. 12, 2017**  
(30) **Foreign Application Priority Data**  
Jun. 16, 2017 (CN) ..... 201730248913  
(51) **LOC (12) Cl.** ..... **19-06**  
(52) **U.S. Cl.**  
USPC ..... **D19/180**  
(58) **Field of Classification Search**  
USPC ..... D19/115-204; D14/411; D8/61, 107;  
D24/133, 152, 176  
CPC . B43K 5/005; B43K 7/12; B43K 8/04; B43K  
8/06; B43K 19/00; B43K 19/02; B43K  
19/14; B43K 21/006; B43K 21/06; F16M  
11/14  
See application file for complete search history.

\* cited by examiner

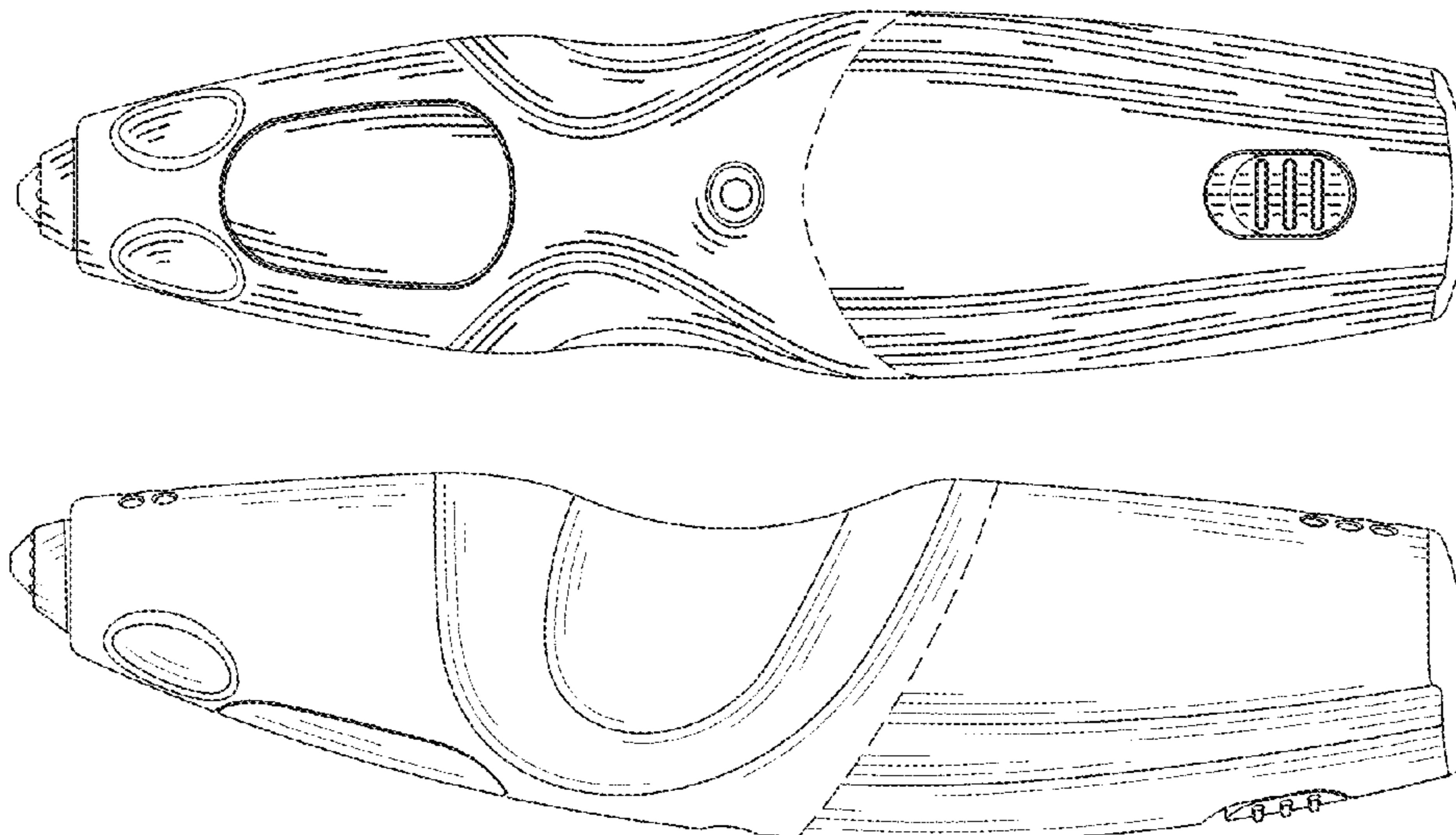
*Primary Examiner* — Elizabeth A. Albert  
(74) *Attorney, Agent, or Firm* — Hemisphere Law, PLLC;  
Zhigang Ma

(56) **References Cited**  
U.S. PATENT DOCUMENTS  
D144,288 S \* 4/1946 Clark ..... D8/51  
D228,615 S \* 10/1973 Hall ..... D8/61  
D311,757 S \* 10/1990 Crutchfield ..... D19/188  
D320,230 S \* 9/1991 Chen ..... D19/188

(57) **CLAIM**  
The ornamental design for a 3D pen, as shown and described.

**DESCRIPTION**  
FIG. 1 is a perspective view of a 3D pen showing my new design;  
FIG. 2 is a front view thereof;  
FIG. 3 is a rear view thereof;  
FIG. 4 is a left side view thereof;  
FIG. 5 is a right side view thereof;  
FIG. 6 is a top plan view thereof; and,  
FIG. 7 is a bottom plan view thereof.  
The broken lines in the drawings are included for the purpose of showing portions of the 3D pen that form no part of the claimed design.

**1 Claim, 4 Drawing Sheets**



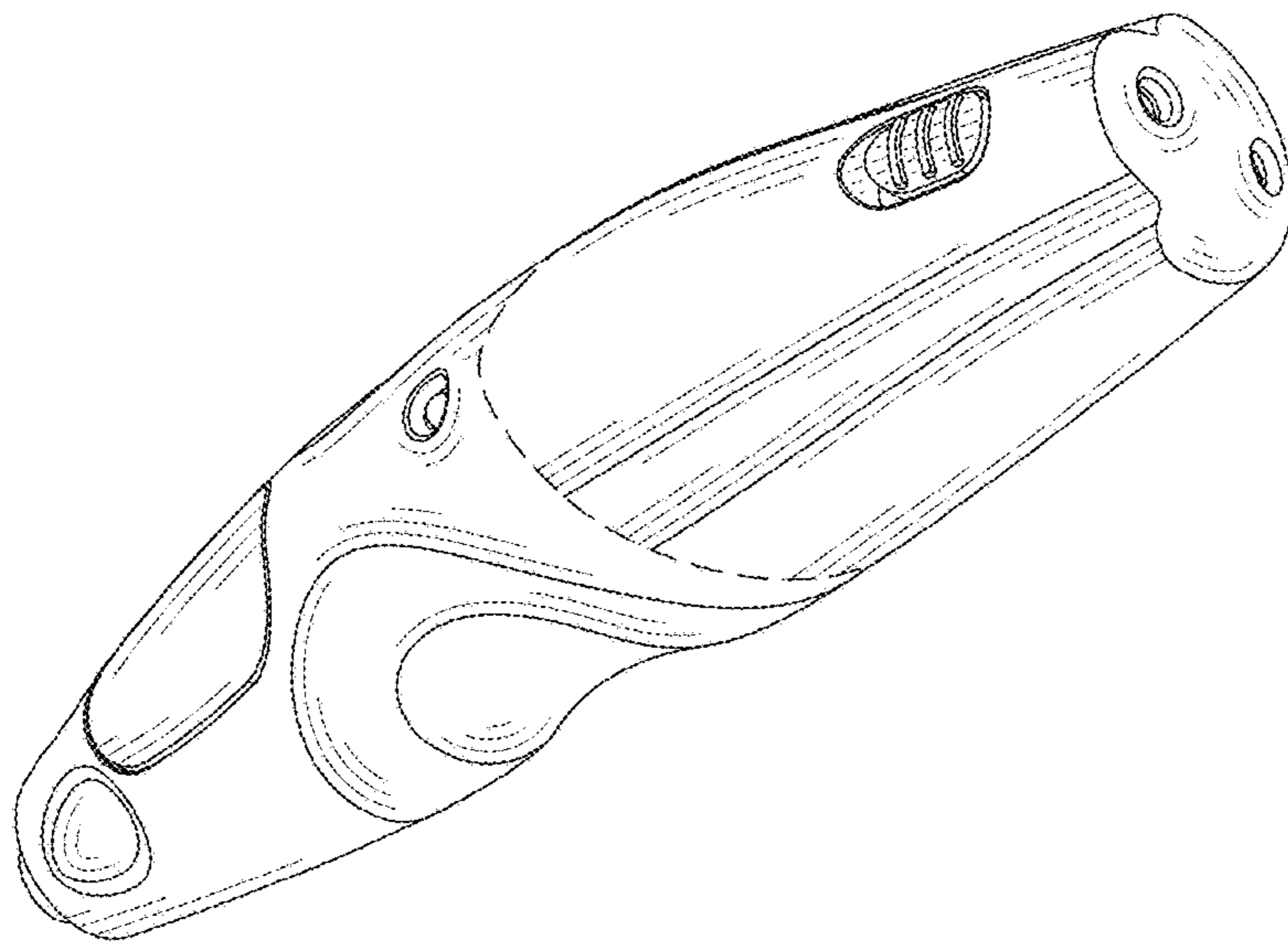


FIG. 1

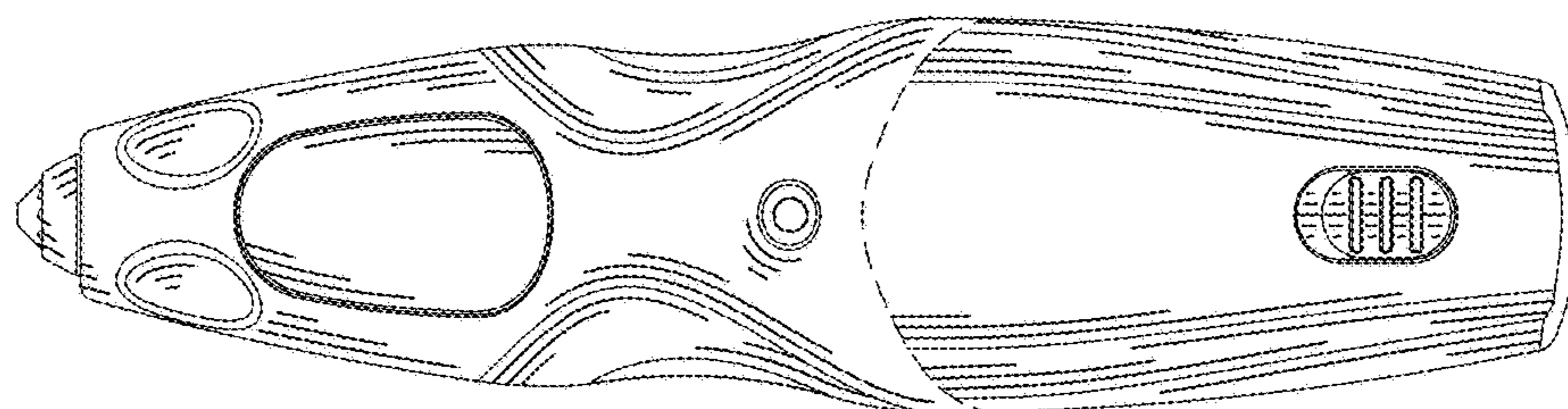


FIG. 2

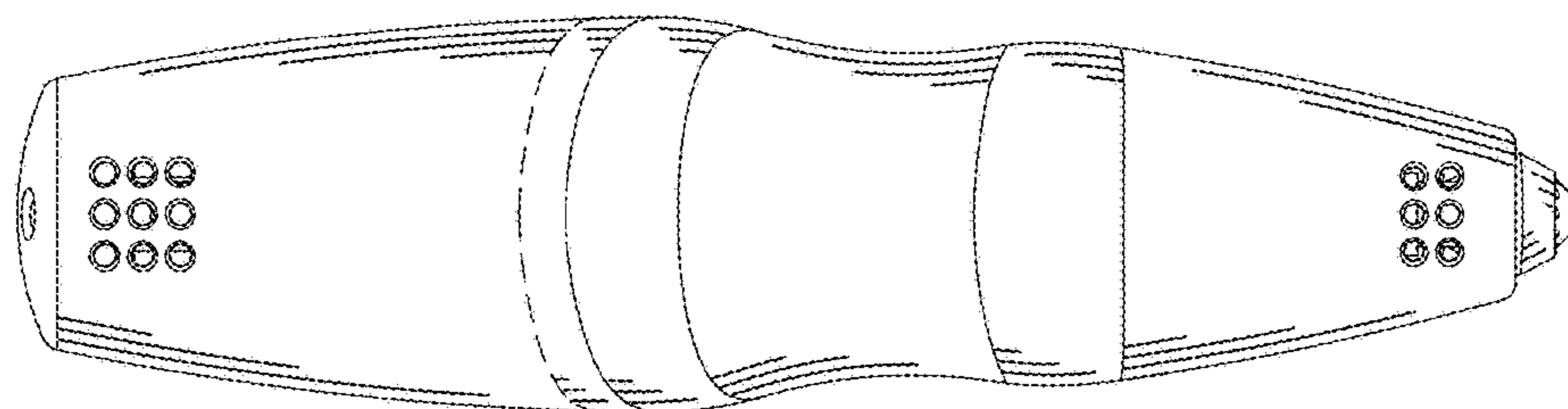


FIG. 3

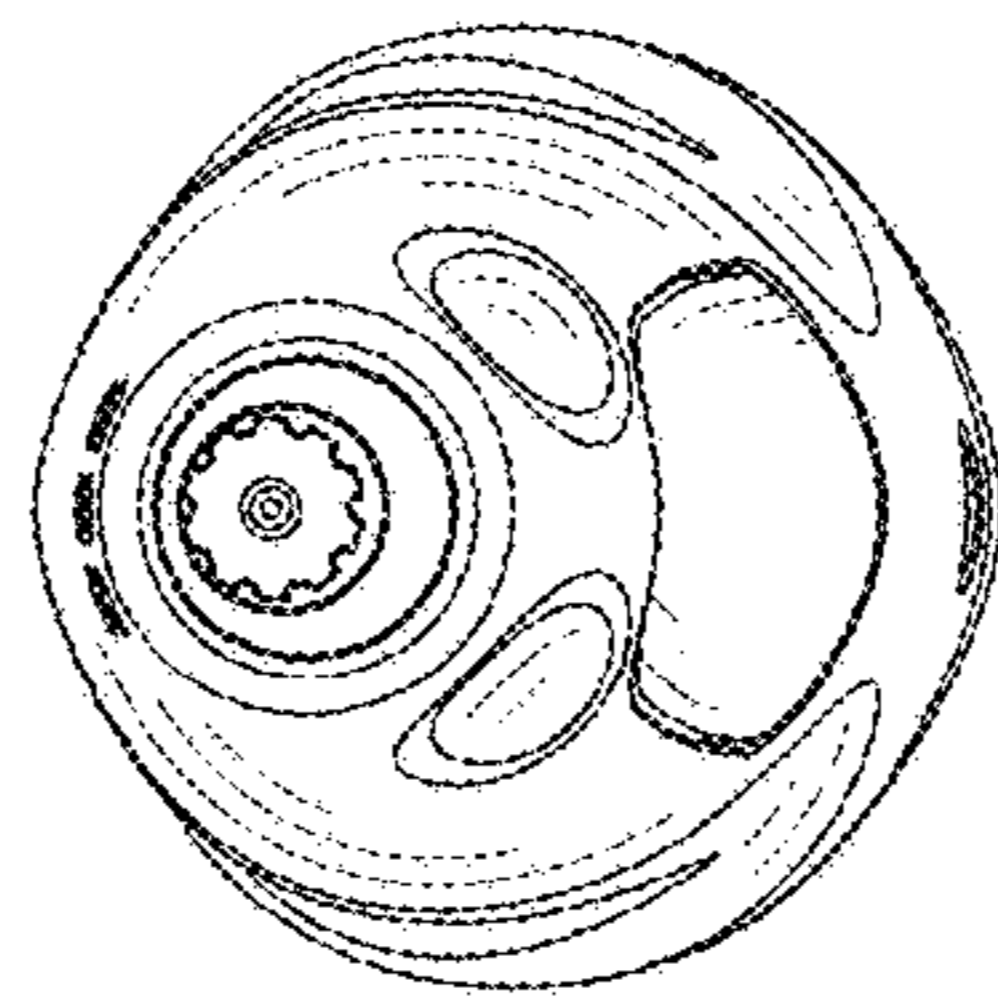


FIG. 4

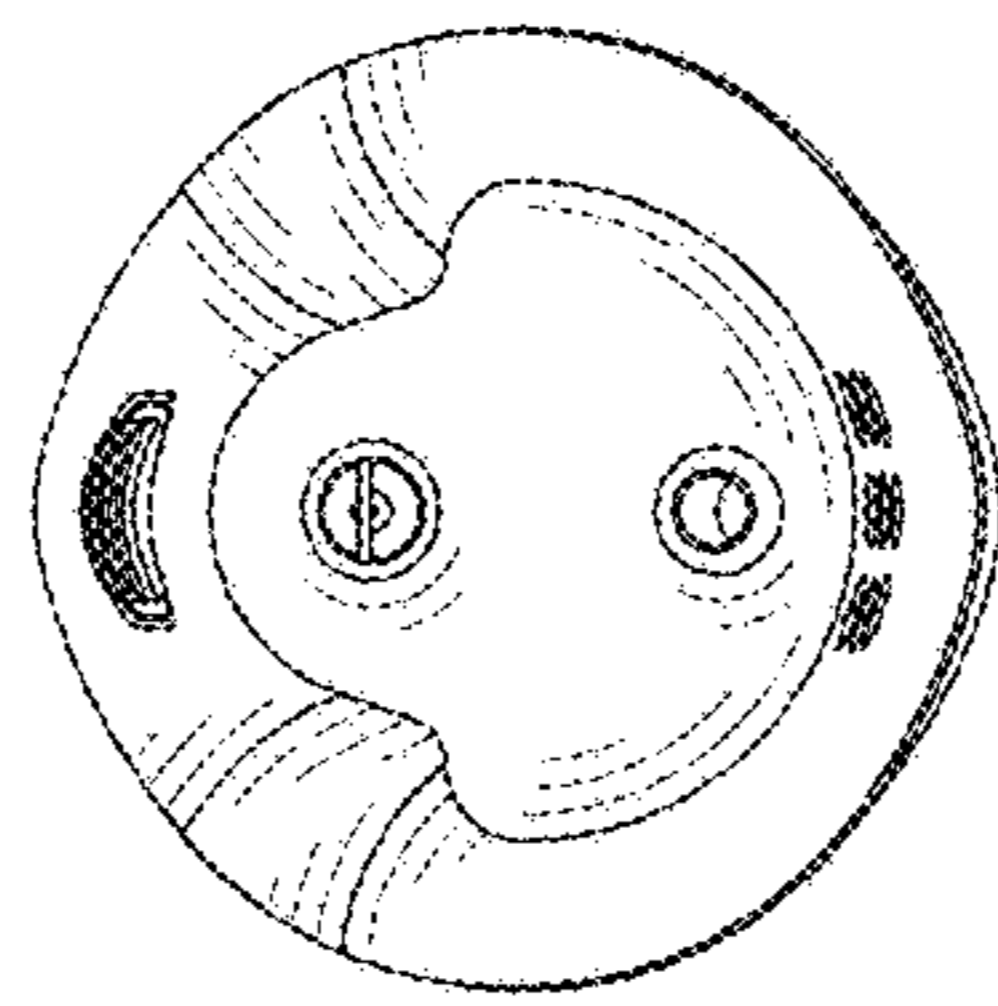


FIG. 5

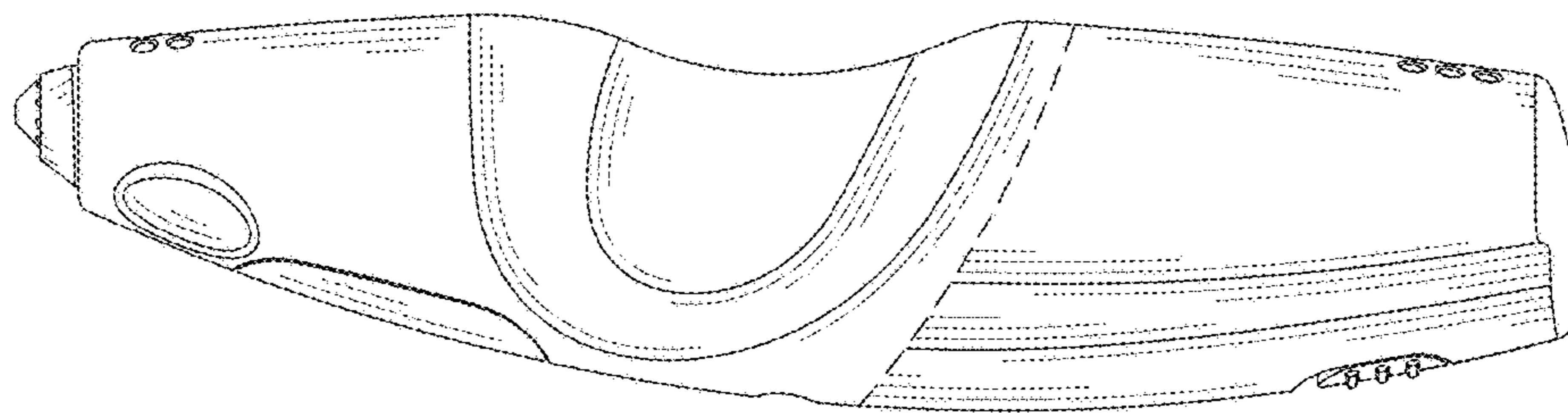


FIG. 6

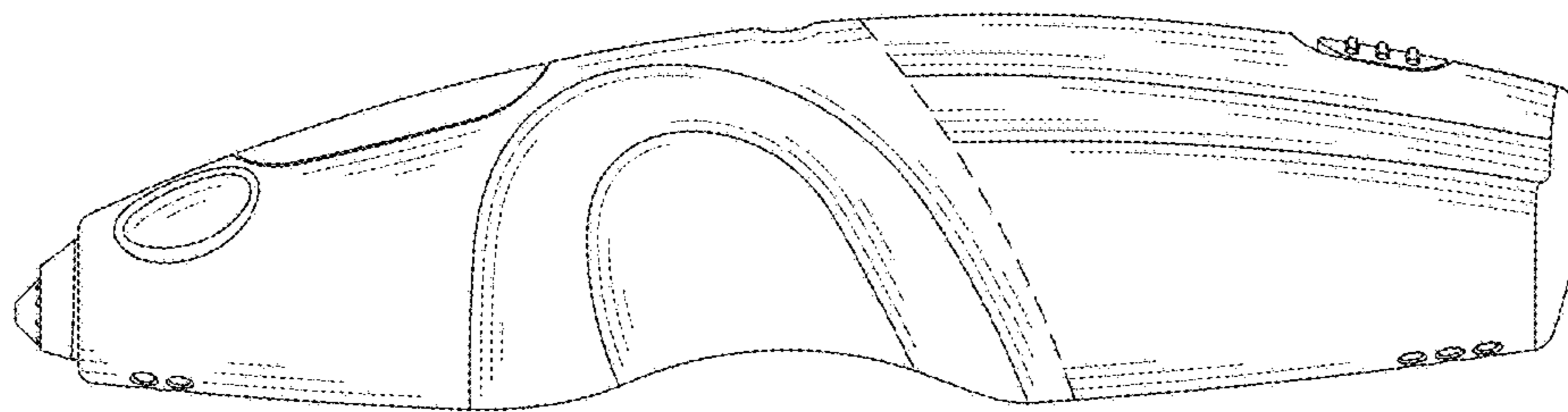


FIG. 7