

US00D860297S

(12) **United States Design Patent** (10) **Patent No.:** **US D860,297 S**
Brooks (45) **Date of Patent:** **** Sep. 17, 2019**

(54) **ROTARY AUGER CAMERA STAND**
(71) Applicant: **DECOY STAKE SOLUTIONS, LLC**,
Leitchfield, KY (US)
(72) Inventor: **Kevin Brooks**, Leitchfield, KY (US)
(73) Assignee: **Decoy Stake Solutions, LLC**,
Leitchfield, KY (US)
(**) Term: **15 Years**

D793,996 S * 8/2017 Katz D14/224
D795,679 S * 8/2017 Brooks D8/370
D798,366 S * 9/2017 Glazer D16/242
D806,202 S * 12/2017 Brooks D22/113
D818,080 S * 5/2018 Kennedy D22/147
D837,222 S * 1/2019 Janzen D14/447
2014/0332645 A1* 11/2014 Brooks A01M 31/06
248/156
2015/0108322 A1* 4/2015 Brooks A01M 31/00
248/674
2016/0281316 A1* 9/2016 Brooks E02D 5/801
2017/0051523 A1* 2/2017 Brooks A01M 31/06
(Continued)

(21) Appl. No.: **29/638,358**
(22) Filed: **Feb. 27, 2018**
(51) **LOC (12) Cl.** **16-05**
(52) **U.S. Cl.**
USPC **D16/242**
(58) **Field of Classification Search**
USPC D16/219, 237–250; D14/224, 229, 238,
D14/251, 253; D8/354, 355, 363, 373,
D8/382–383, 394–396
CPC F16M 11/06–10; F16M 11/14; G02B
7/00–002; G03B 17/56; G03B
17/561–568; H04N 5/2253–2254; A45F
2200/0508–0533; A45F 5/00; A45F 5/10
See application file for complete search history.

OTHER PUBLICATIONS

Do-All Ground Auger Trail Camera Pole—GATC301. [online]
Retrieved Apr. 12, 2019 from URL: <https://palmettostatearmory.com/do-all-ground-auger-trail-camera-pole-gatc301.html>.
(Continued)

Primary Examiner — Vy N Koenig
(74) *Attorney, Agent, or Firm* — Carrithers Law Office,
PLLC; David W. Carrithers

(57) **CLAIM**

The ornamental design for a rotary auger camera stand, as shown and described.

DESCRIPTION

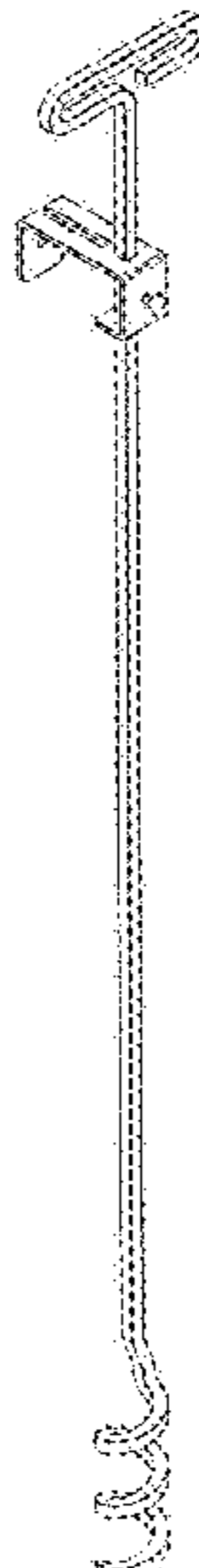
FIG. 1 is a perspective view of a rotary auger camera stand showing my new design;
FIG. 2 is a rear view thereof;
FIG. 3 is a front view thereof;
FIG. 4 is a left side view thereof;
FIG. 5 is a right side view thereof;
FIG. 6 is a top plan view thereof; and,
FIG. 7 is a bottom plan view thereof.
The broken lines shown in the drawings represent portions of the auger that form no part of the claimed design.

1 Claim, 2 Drawing Sheets

(56) **References Cited**

U.S. PATENT DOCUMENTS

D304,995 S * 12/1989 Gardner D8/373
D554,810 S * 11/2007 Head D30/154
D605,727 S * 12/2009 Anderson D22/125
D671,187 S * 11/2012 Saringer D22/125
D752,414 S * 3/2016 Brooks D8/349
D773,581 S * 12/2016 Brooks D22/107
D782,599 S * 3/2017 Brooks D22/113
D782,600 S * 3/2017 Brooks D22/113
D784,119 S * 4/2017 Brooks D8/367
D788,876 S * 6/2017 Brooks D22/113
D793,208 S * 8/2017 Valdez D8/354



(56)

References Cited

U.S. PATENT DOCUMENTS

2017/0086452 A1* 3/2017 Brooks A01M 31/00
2017/0196218 A1* 7/2017 Brooks A01M 31/06
2017/0251654 A1* 9/2017 Brooks A01M 31/00
2017/0251792 A1* 9/2017 Brooks A01M 31/00

OTHER PUBLICATIONS

HME Ground Mount Trail/Game Camera Holder. [online] Retrieved
Apr. 12, 2019 from URL: [https://www.sportsmansguide.com/product/
index/hme-ground-mount-trail-game-camera-holder?a=1018469](https://www.sportsmansguide.com/product/index/hme-ground-mount-trail-game-camera-holder?a=1018469).*

* cited by examiner

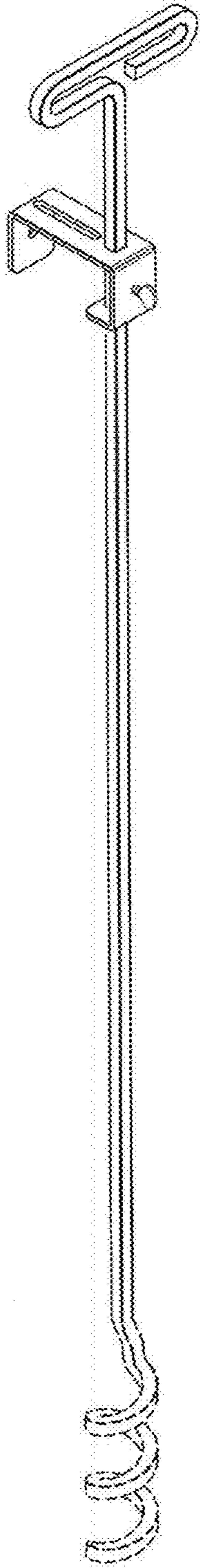


FIG. 1

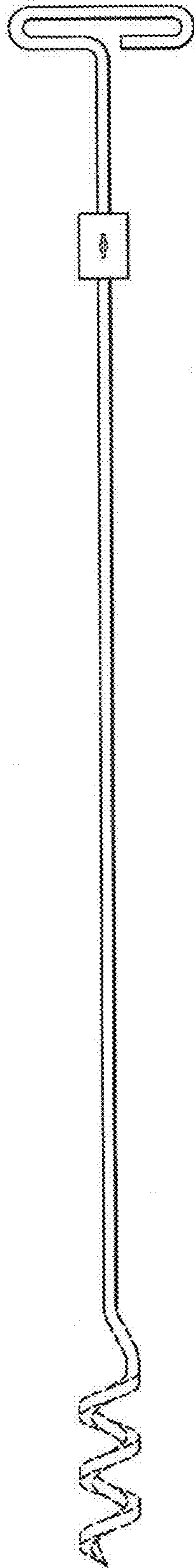


FIG. 2

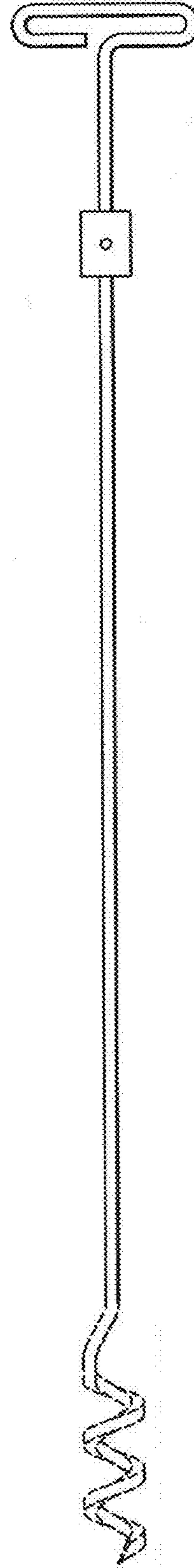


FIG. 3




FIG. 4

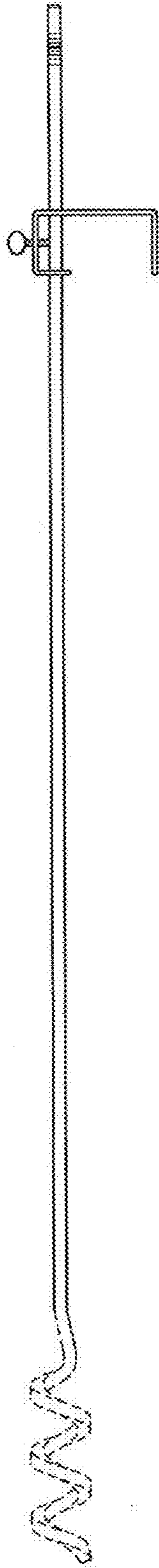


FIG. 5

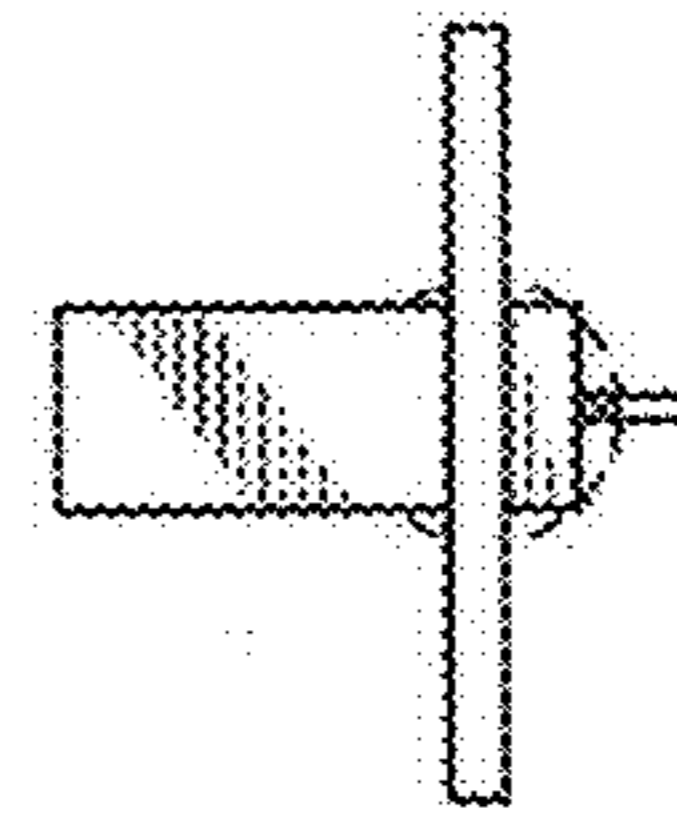


FIG. 6

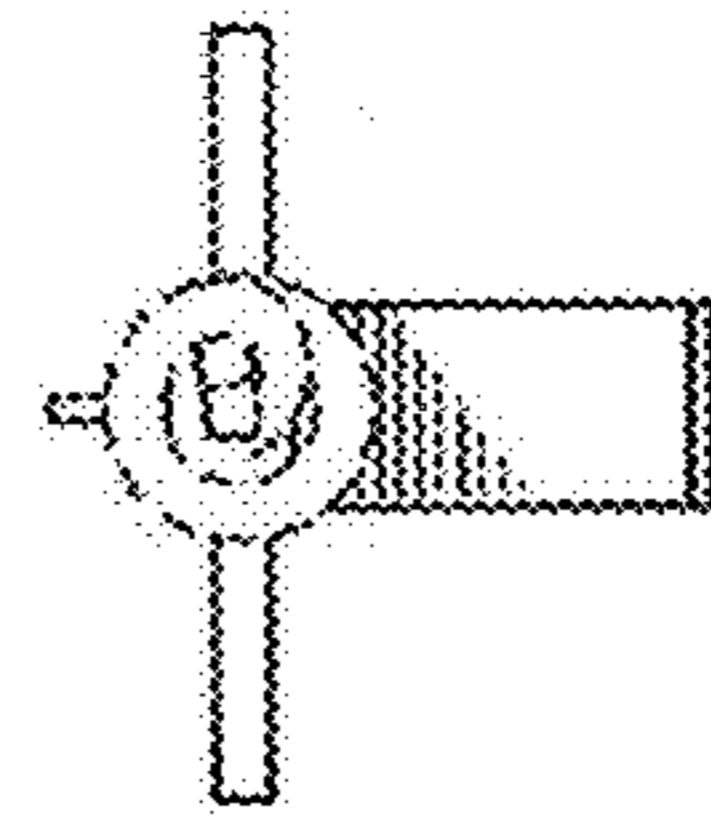


FIG. 7