



US00D860221S

(12) **United States Design Patent** (10) **Patent No.:** **US D860,221 S**
Jeon et al. (45) **Date of Patent:** **** Sep. 17, 2019**

(54) **DISPLAY SCREEN OR PORTION THEREOF WITH TRANSITIONAL GRAPHICAL USER INTERFACE**

(71) Applicant: **Samsung Electronics Co., Ltd.**, Suwon-si (KR)

(72) Inventors: **Jiwon Jeon**, Seoul (KR); **Yu Sic Kim**, Suwon-si (KR); **Min-Kyu Park**, Seoul (KR); **Jongwoo Shin**, Seongnam-si (KR); **Jungwoo Choi**, Suwon-si (KR)

(73) Assignee: **Samsung Electronics Co., Ltd.**, Suwon-si (KR)

(**) Term: **15 Years**

(21) Appl. No.: **29/618,938**

(22) Filed: **Sep. 26, 2017**

(30) **Foreign Application Priority Data**

Mar. 27, 2017 (KR) 30-2017-0013977

(51) **LOC (12) Cl.** **14-04**

(52) **U.S. Cl.**
USPC **D14/485**

(58) **Field of Classification Search**
USPC D14/485-495
CPC G06F 3/048; G06F 3/0481; G06F 3/0482; G06F 3/04842; G06F 3/04817
See application file for complete search history.

(56) **References Cited**

U.S. PATENT DOCUMENTS

D713,414 S * 9/2014 Lee D14/486
D750,103 S * 2/2016 Bates D14/485
D750,104 S * 2/2016 Bates D14/485
D762,673 S * 8/2016 Seo D14/485
D763,871 S * 8/2016 Yang D14/485
D778,923 S * 2/2017 Zhou D14/485
D778,940 S * 2/2017 Williamson D14/488

D780,781 S * 3/2017 Ding D14/486
D790,588 S * 6/2017 Bebbington D14/488
D793,422 S * 8/2017 Gagnier D14/486
D815,650 S * 4/2018 Kim D14/486
D823,317 S * 7/2018 Li D14/485
D847,156 S * 4/2019 Bae D14/485

FOREIGN PATENT DOCUMENTS

EM 001599994-0002 9/2009
EM 002586800-0002 4/2015
EM 003310903-0004 11/2016
KR 30-2014-0042762 6/2015

* cited by examiner

Primary Examiner — Sheryl Lane

Assistant Examiner — Nicole C Shiflet

(74) *Attorney, Agent, or Firm* — NSIP Law

(57) **CLAIM**

We claim the ornamental design for a display screen or portion thereof with transitional graphical user interface, as shown and described.

DESCRIPTION

FIG. 1 is a front view of a first image of a display screen or portion thereof with transitional graphical user interface showing our new design;

FIG. 2 is a second image thereof;

FIG. 3 is a third image thereof; and,

FIG. 4 is a fourth image thereof.

The outer broken lines in the figures depict a display screen or portion thereof and form no part of the claimed design. The remainder of the broken lines in the figures depict portions of the graphical user interface and form no part of the claimed design.

The appearance of the transitional user interface sequentially transitions between the images shown in FIGS. 1-4. The process or period in which one image transitions to another forms no part of the claimed design.

1 Claim, 4 Drawing Sheets





FIG. 1

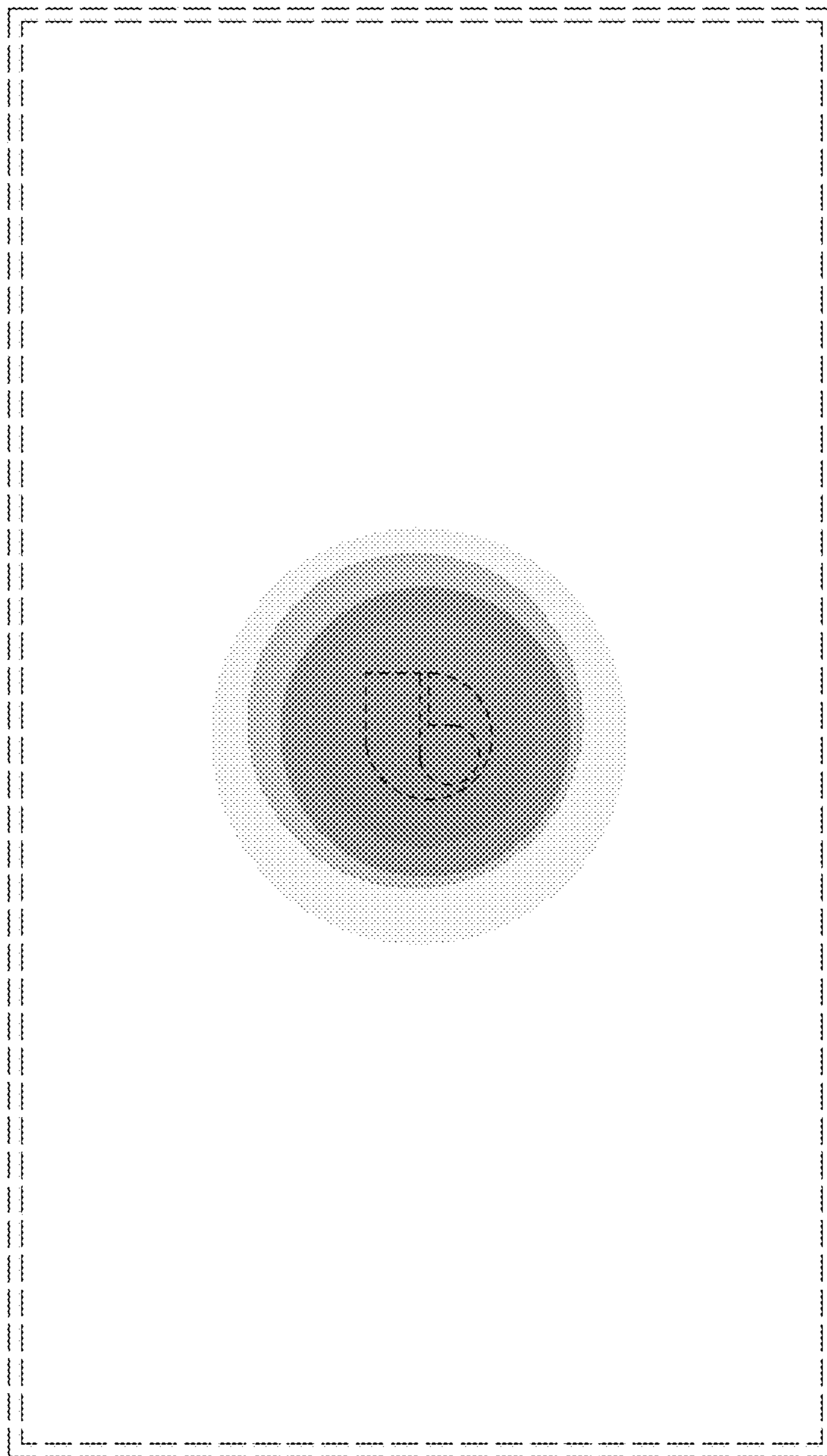


FIG. 2

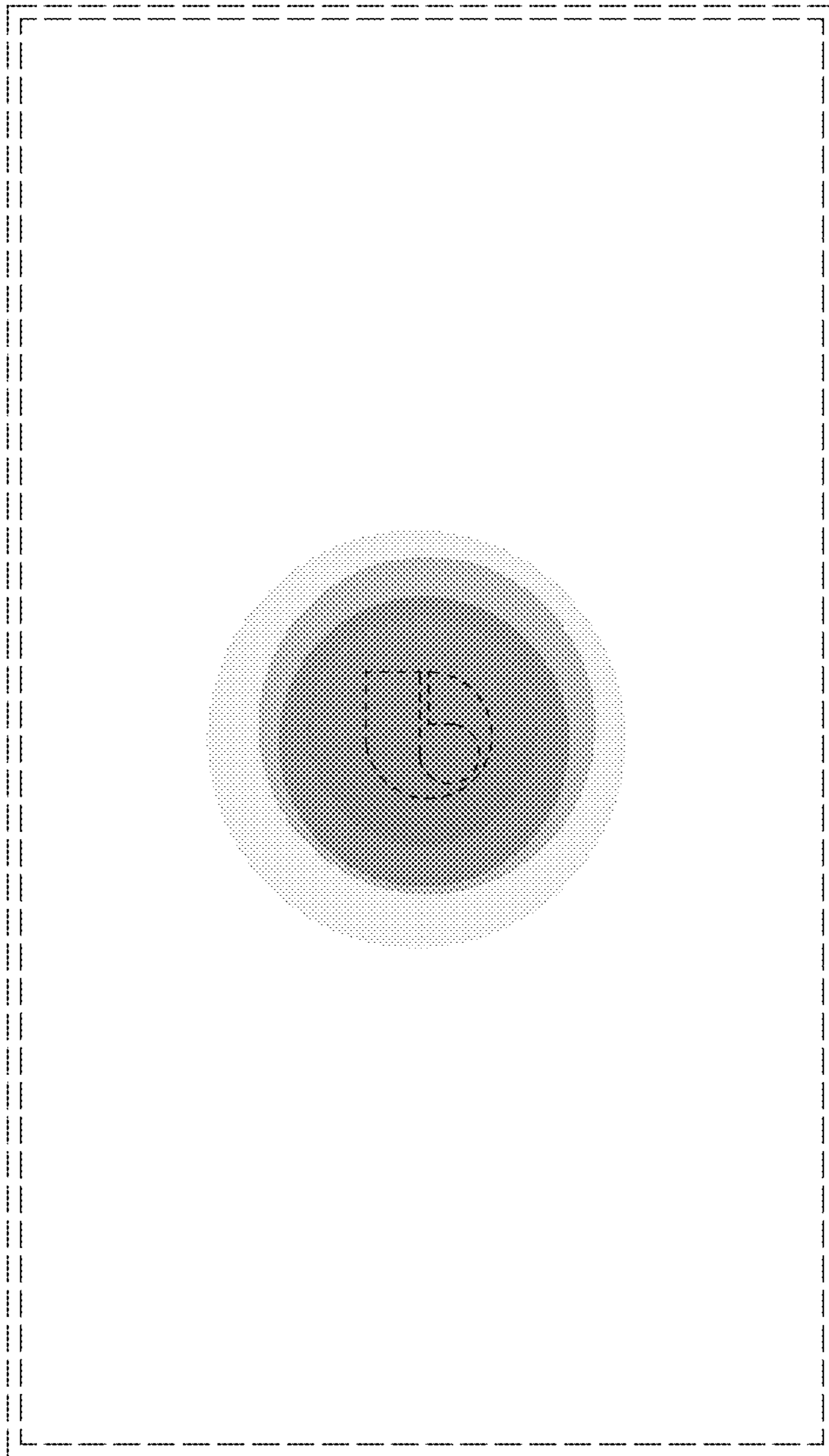


FIG. 3

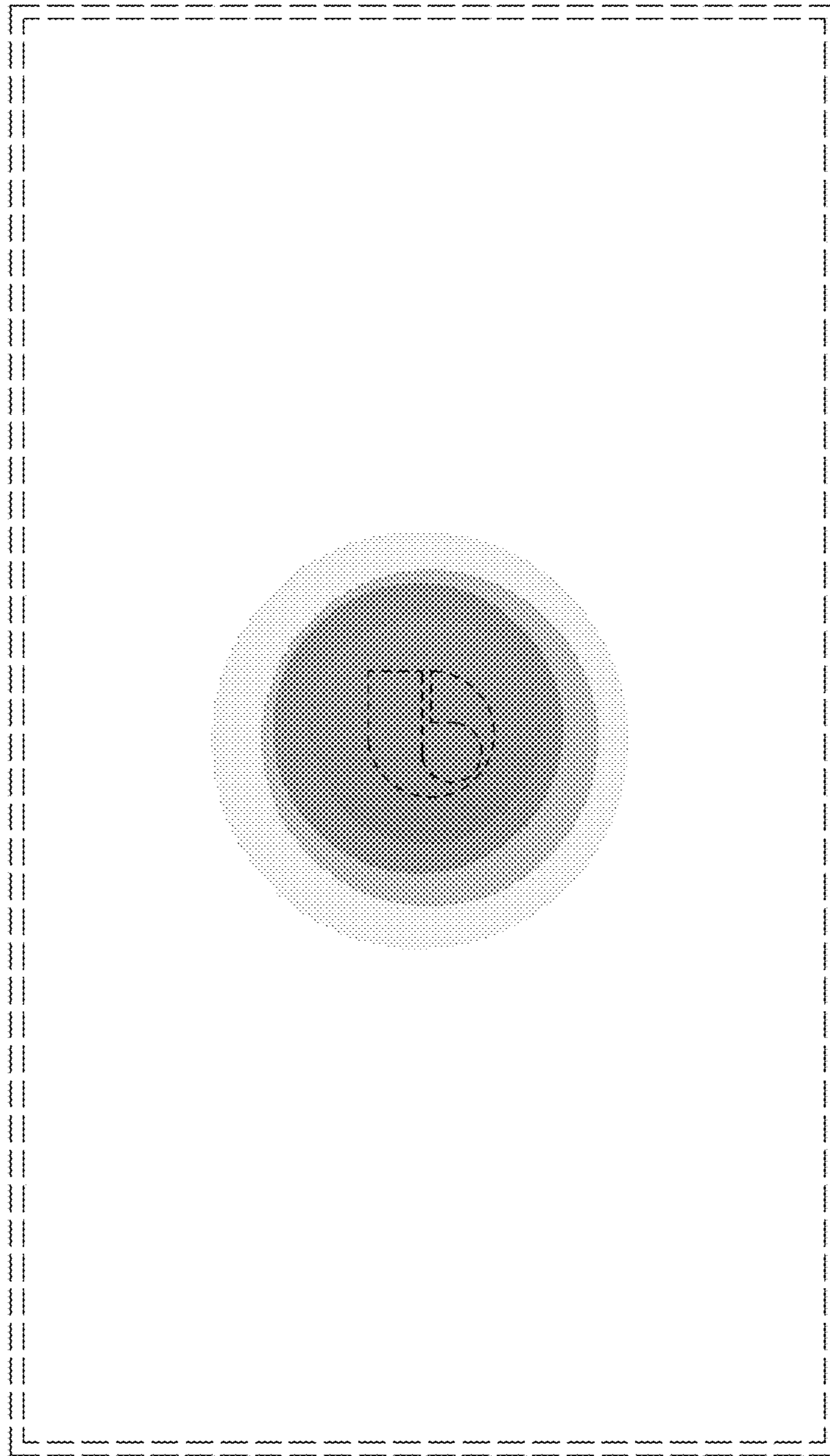


FIG. 4

