

US00D860214S

(12) **United States Design Patent**
Leitman

(10) **Patent No.:** **US D860,214 S**

(45) **Date of Patent:** **** Sep. 17, 2019**

- (54) **STAND FOR MOBILE DEVICE**
- (71) Applicant: **Jeff Leitman**, Irvine, CA (US)
- (72) Inventor: **Jeff Leitman**, Irvine, CA (US)
- (73) Assignee: **Killer Concepts, Inc.**, Laguna Hills, CA (US)
- (**) Term: **15 Years**
- (21) Appl. No.: **29/656,330**
- (22) Filed: **Jul. 11, 2018**
- (51) **LOC (12) Cl.** **08-07**
- (52) **U.S. Cl.**
USPC **D14/447**
- (58) **Field of Classification Search**
USPC D14/447, 432, 434, 439, 440, 451, 452, D14/457, 239, 250, 253, 203.7; D8/363, D8/373, 380; D6/406.3, 406.4, 406.5, D6/406.6; D12/415; D21/330, 331; D3/218
CPC A47B 21/04; A47B 2097/006; A47B 2097/005; A47B 2023/049; A45C 2011/002; A45C 2011/003; F16M 2200/00; F16M 13/00
See application file for complete search history.

D709,066 S *	7/2014	Byun	D14/253
D714,773 S *	10/2014	Derrig	D14/253
D715,803 S *	10/2014	Major	D14/447
D715,805 S *	10/2014	Hilton	D14/447
D720,356 S *	12/2014	Elliott	D14/440
D720,757 S *	1/2015	Elliott	D14/440
D722,058 S *	2/2015	Elliott	D14/440
D731,496 S *	6/2015	Voorhees	D14/447
D732,043 S *	6/2015	Elliott	D14/440
D732,546 S *	6/2015	Leitman	D14/447
D746,502 S *	12/2015	Kovac	D26/63
D746,507 S *	12/2015	Kovac	D26/98
D752,055 S *	3/2016	Aryeh	D14/447
D769,870 S *	10/2016	Dorfstatter	D11/158
D792,344 S *	7/2017	Broadhurst, IV	D13/107
D805,057 S *	12/2017	Cass	D14/217

* cited by examiner

Primary Examiner — Angela J Lee

(74) *Attorney, Agent, or Firm* — Bryan Fibel

(57) **CLAIM**

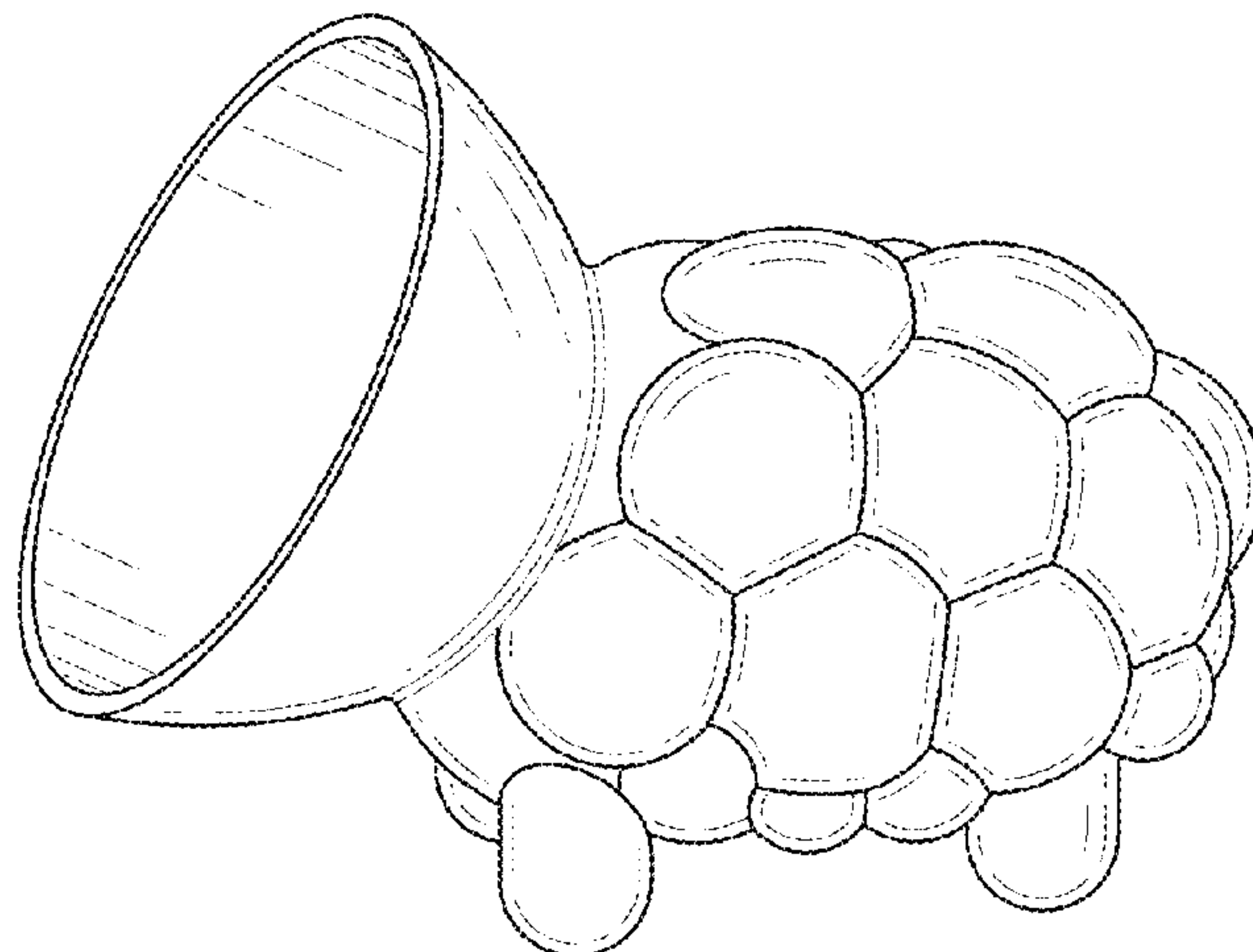
The ornamental design for a stand for a mobile device, as shown and described.

DESCRIPTION

FIG. 1 is a perspective view of my new design.
 FIG. 2 is a front view of my new design.
 FIG. 3 is a rear view of my new design.
 FIG. 4 is a right side view of my new design.
 FIG. 5 is a left side view of my new design.
 FIG. 6 is a top view of my new design; and,
 FIG. 7 is a bottom view of my new design.
 Any shading lines are not features of the design but are utilized to illustrate surface contours of the stand in the drawings.
 The novel design is for a stand used to display a mobile device.

1 Claim, 7 Drawing Sheets

- (56) **References Cited**
U.S. PATENT DOCUMENTS
- | | | | | |
|--------------|--------|------------|-------|---------|
| D651,537 S * | 1/2012 | Anguelidis | | D11/158 |
| D677,654 S * | 3/2013 | Kwag | | D14/250 |
| D682,283 S * | 5/2013 | Tak | | D14/447 |
| D699,235 S * | 2/2014 | Yueh | | D14/250 |
| D699,236 S * | 2/2014 | Yueh | | D14/250 |
| D699,237 S * | 2/2014 | Yueh | | D14/250 |
| D699,711 S * | 2/2014 | Trotsky | | D14/217 |



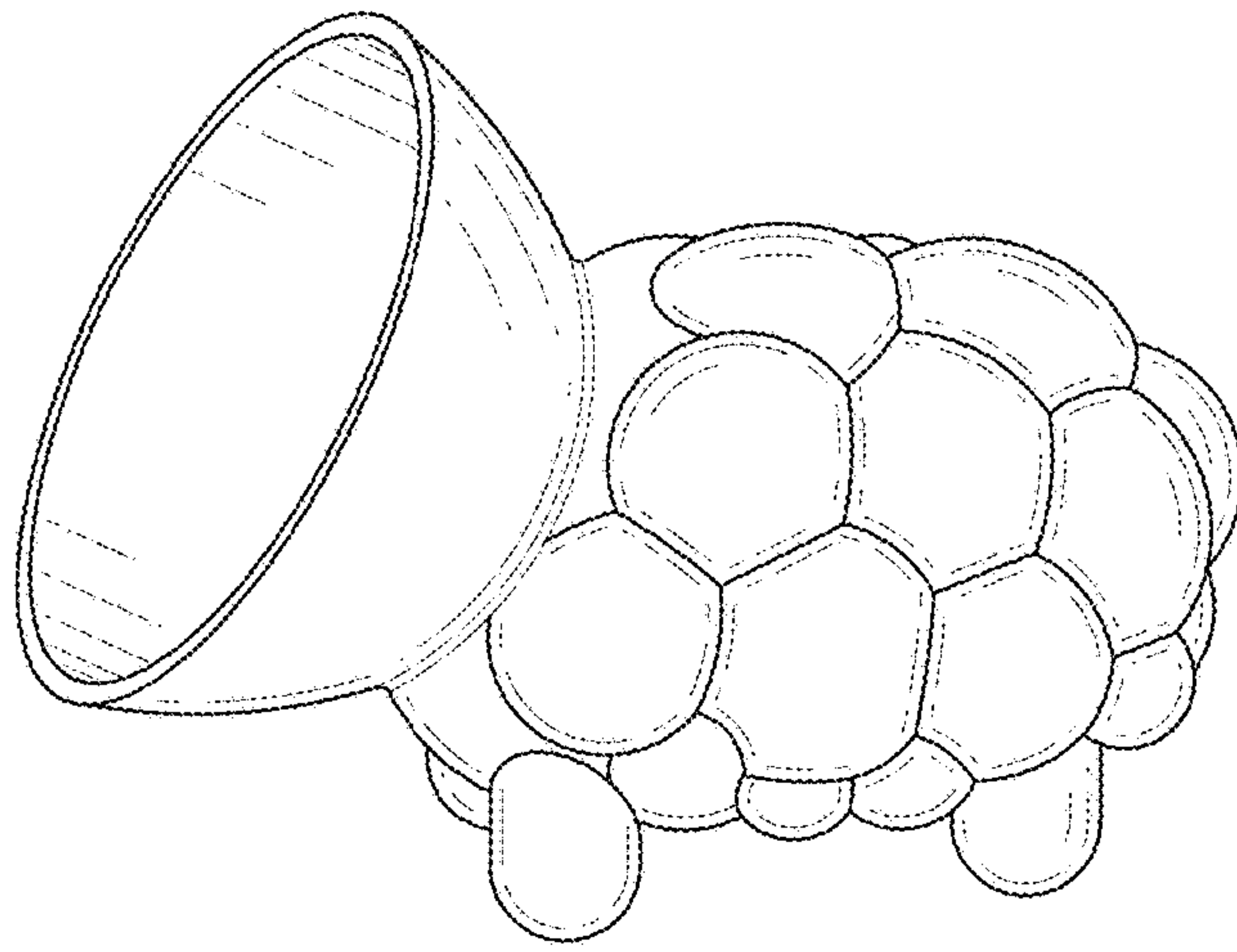


FIG. 1

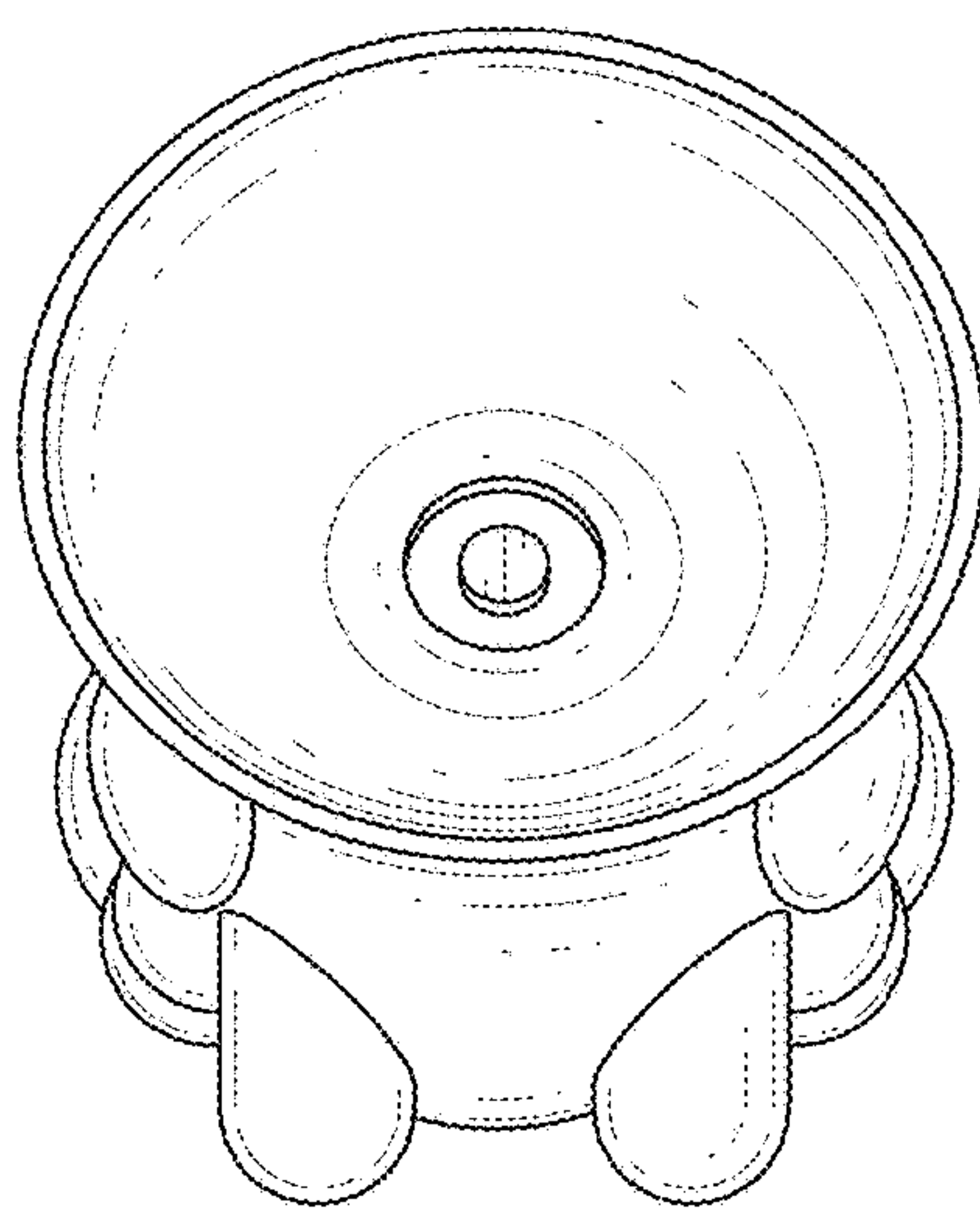


FIG. 2

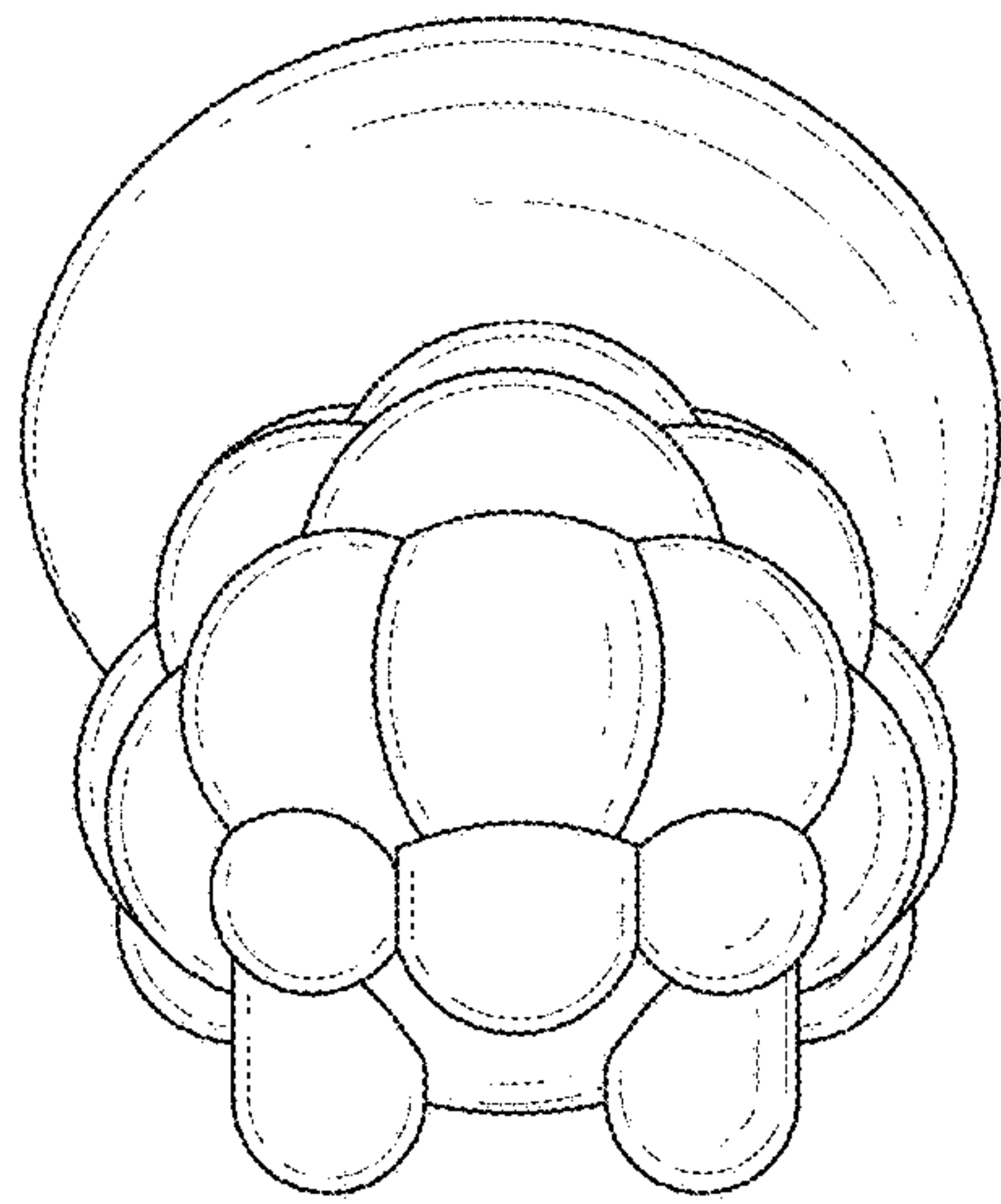


FIG. 3

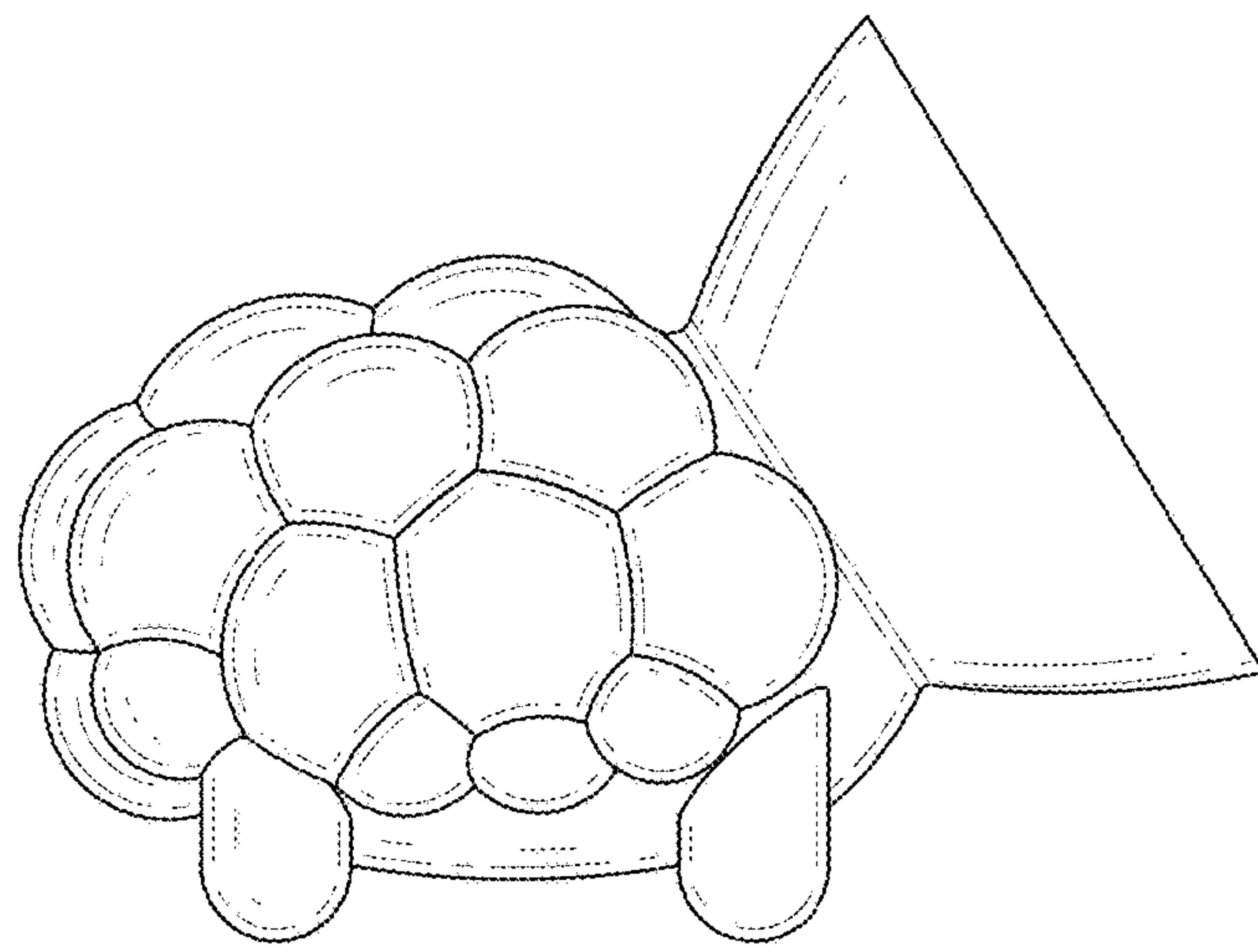


FIG. 4

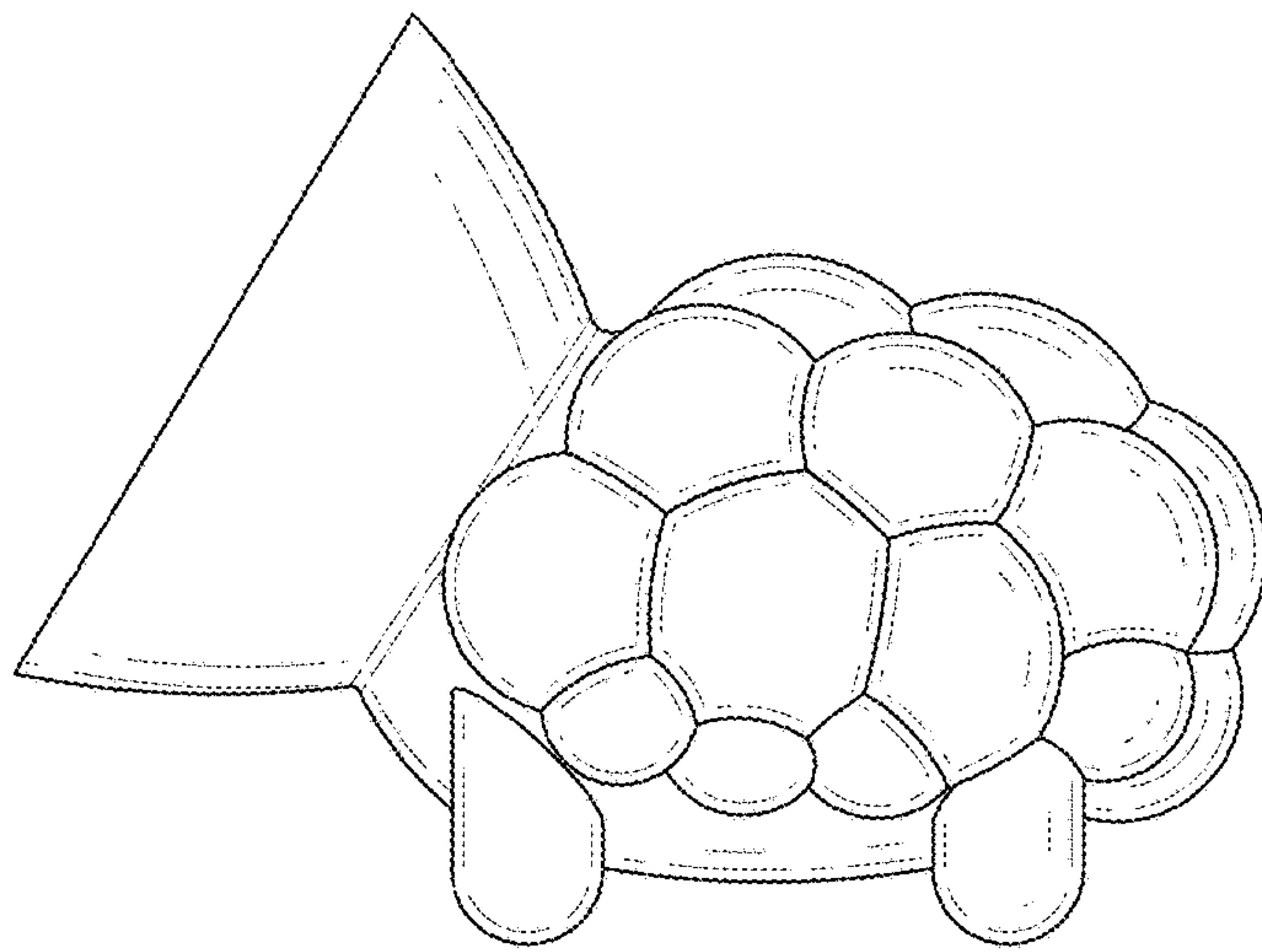


FIG. 5

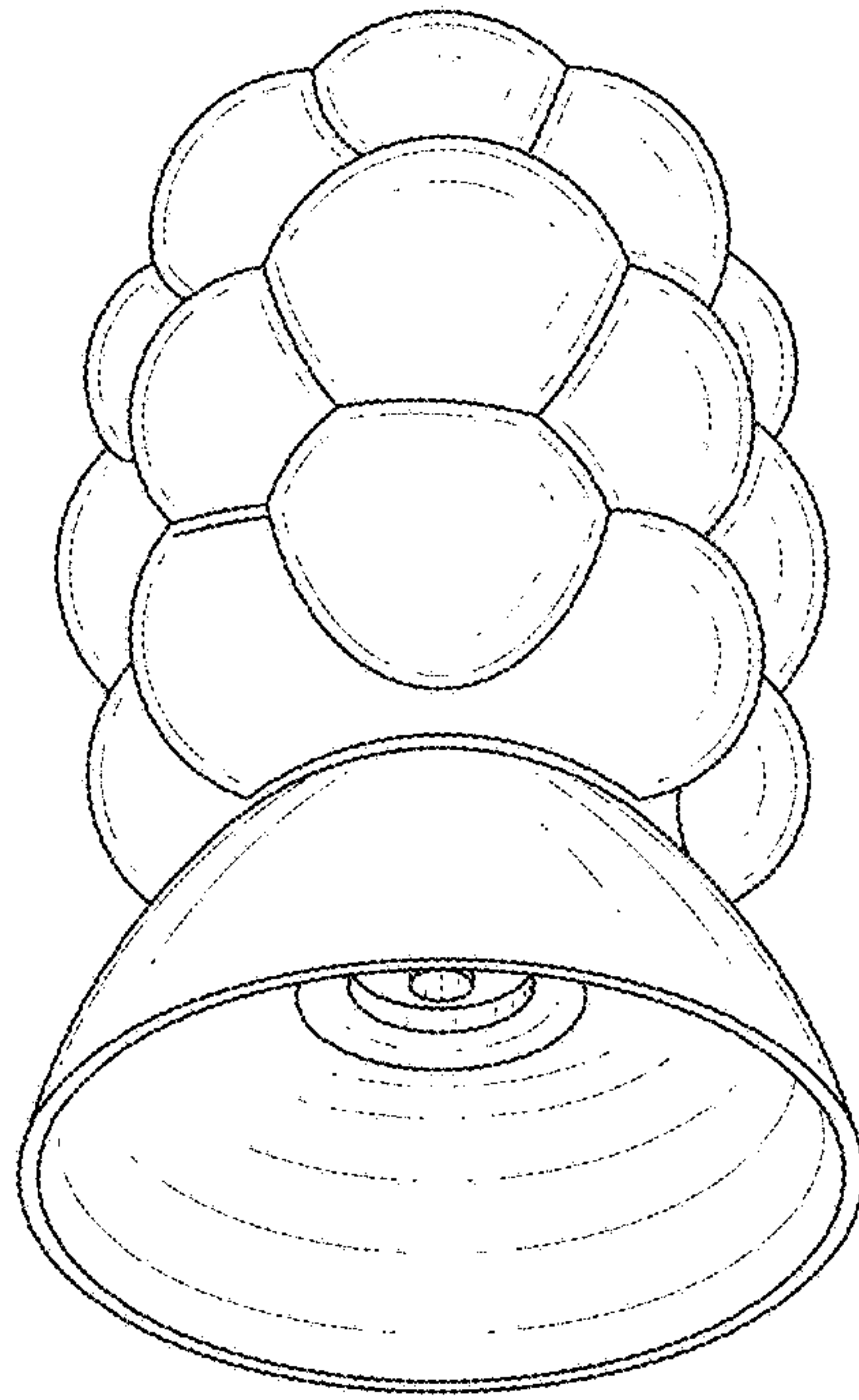


FIG. 6

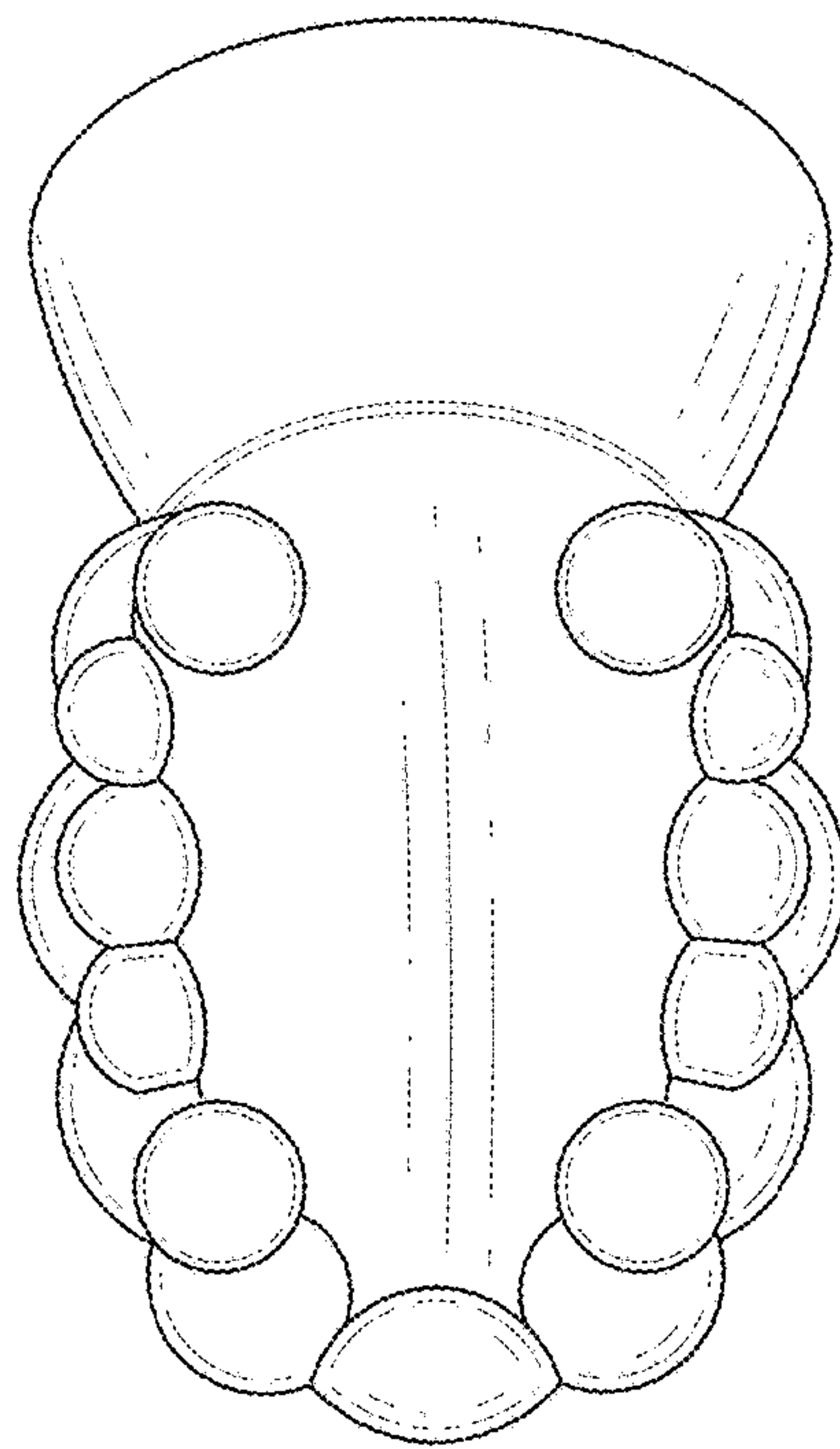


FIG. 7