

US00D860162S

(12) **United States Design Patent**
Yuan

(10) **Patent No.:** **US D860,162 S**

(45) **Date of Patent:** **** Sep. 17, 2019**

(54) **HEADPHONE**

(71) Applicant: **Dan Yuan**, Huizhou (CN)

(72) Inventor: **Dan Yuan**, Huizhou (CN)

(**) Term: **15 Years**

(21) Appl. No.: **29/629,093**

(22) Filed: **Dec. 11, 2017**

(30) **Foreign Application Priority Data**

Nov. 6, 2017 (CN) 2017 3 0540517

(51) **LOC (12) Cl.** **14-01**

(52) **U.S. Cl.**
USPC **D14/205**

(58) **Field of Classification Search**
USPC D14/205, 192, 188; D29/112; 2/209;
181/129, 130, 135; 379/430, 431;
381/380, 381, 374; 455/90.3, 575.1,
455/569.1
CPC H04R 1/1041; H04R 1/105; H04R 1/1066;
H04R 1/1016; H04R 5/033; H04R
5/0335; H04R 1/10; H04R 25/00
See application file for complete search history.

(56) **References Cited**

U.S. PATENT DOCUMENTS

- 6,799,018 B1 * 9/2004 Lam H04B 10/11
381/301
- D655,694 S * 3/2012 Hanks D14/223
- D664,124 S * 7/2012 Smith D14/223
- 8,233,947 B2 * 7/2012 Kushnirov A42B 3/127
455/575.2
- D703,634 S * 4/2014 Han H04R 1/1016
D14/205
- D711,356 S * 8/2014 Yang D14/223
- D716,759 S * 11/2014 Ha D14/205
- D721,673 S * 1/2015 Park D14/205

- D723,510 S * 3/2015 Ishikura D14/205
- D726,649 S * 4/2015 Lee D13/103
- D730,867 S * 6/2015 Park D14/205
- D731,999 S * 6/2015 Ceyress D14/205
- D735,716 S * 8/2015 Lee D14/372
- D739,852 S * 9/2015 Jiang D14/240
- D740,284 S * 10/2015 Maeda D14/372
- D743,933 S * 11/2015 Park D14/205
- D752,026 S * 3/2016 Yang D14/223
- D756,958 S * 5/2016 Lee D14/205
- D756,959 S * 5/2016 Lee D14/205
- D758,339 S * 6/2016 Lee D14/205
- D760,189 S * 6/2016 Loh Jun Kern D14/205
- D762,617 S * 8/2016 Park D14/205
- D763,224 S * 8/2016 Silvestri H04R 1/1016
D14/205
- D763,227 S * 8/2016 Lee D14/205
- D763,822 S * 8/2016 Lee D14/205
- D764,436 S * 8/2016 Dryden D14/205
- D766,210 S * 9/2016 Graylin D14/205
- D766,869 S * 9/2016 Lee D14/205

(Continued)

Primary Examiner — Paula Allen Greene

(74) *Attorney, Agent, or Firm* — Sinorica, LLC

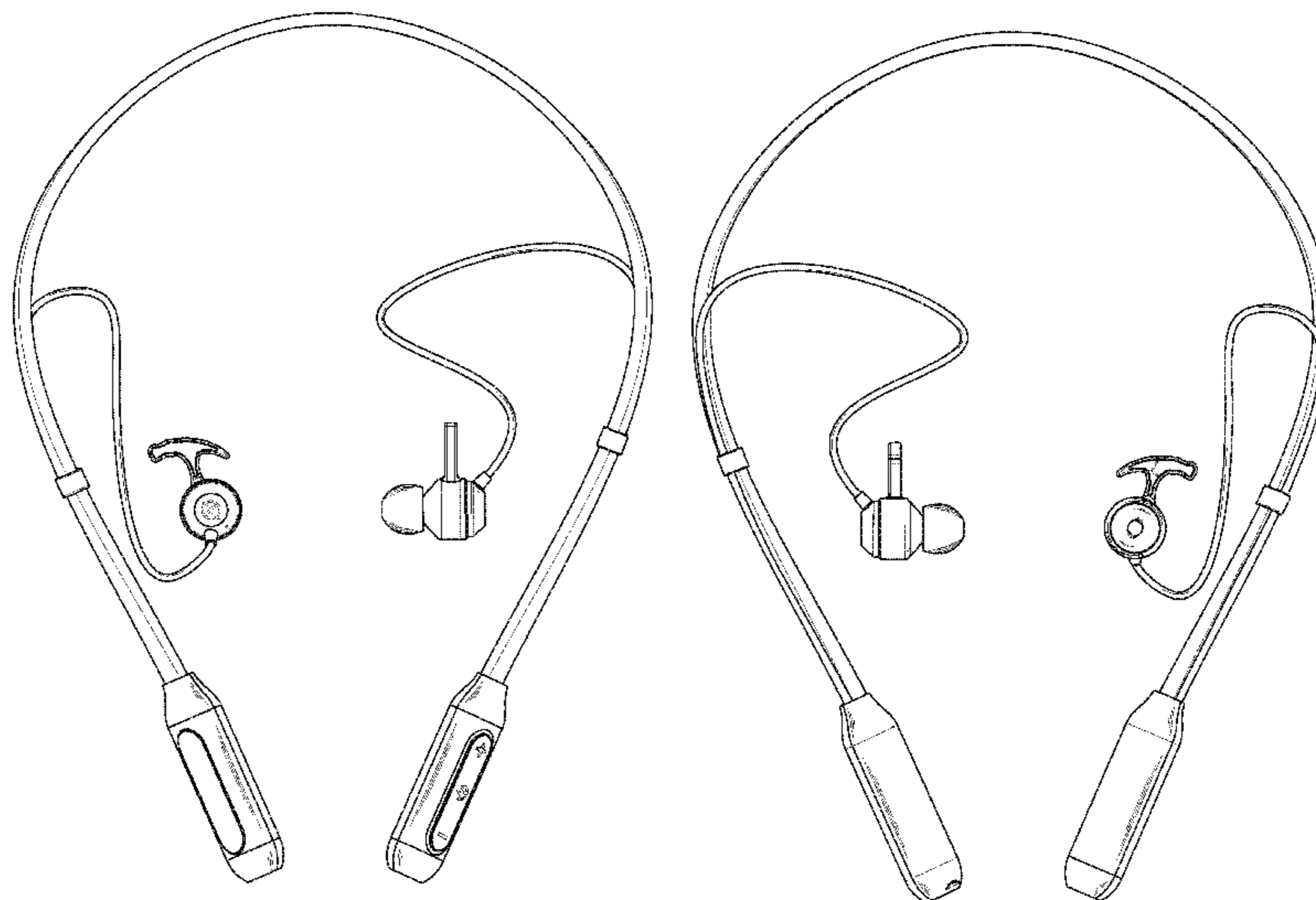
(57) **CLAIM**

The ornamental design for a headphone, as shown and described.

DESCRIPTION

FIG. 1 is a perspective view of the headphone showing my new design;
FIG. 2 is a front elevation view thereof;
FIG. 3 is a rear elevation view thereof;
FIG. 4 is a left side elevation view thereof;
FIG. 5 is a right side elevation view thereof;
FIG. 6 is a top plan view thereof; and,
FIG. 7 is a bottom plan view thereof.
The broken lines depict environment that forms no part of the claimed design.

1 Claim, 7 Drawing Sheets



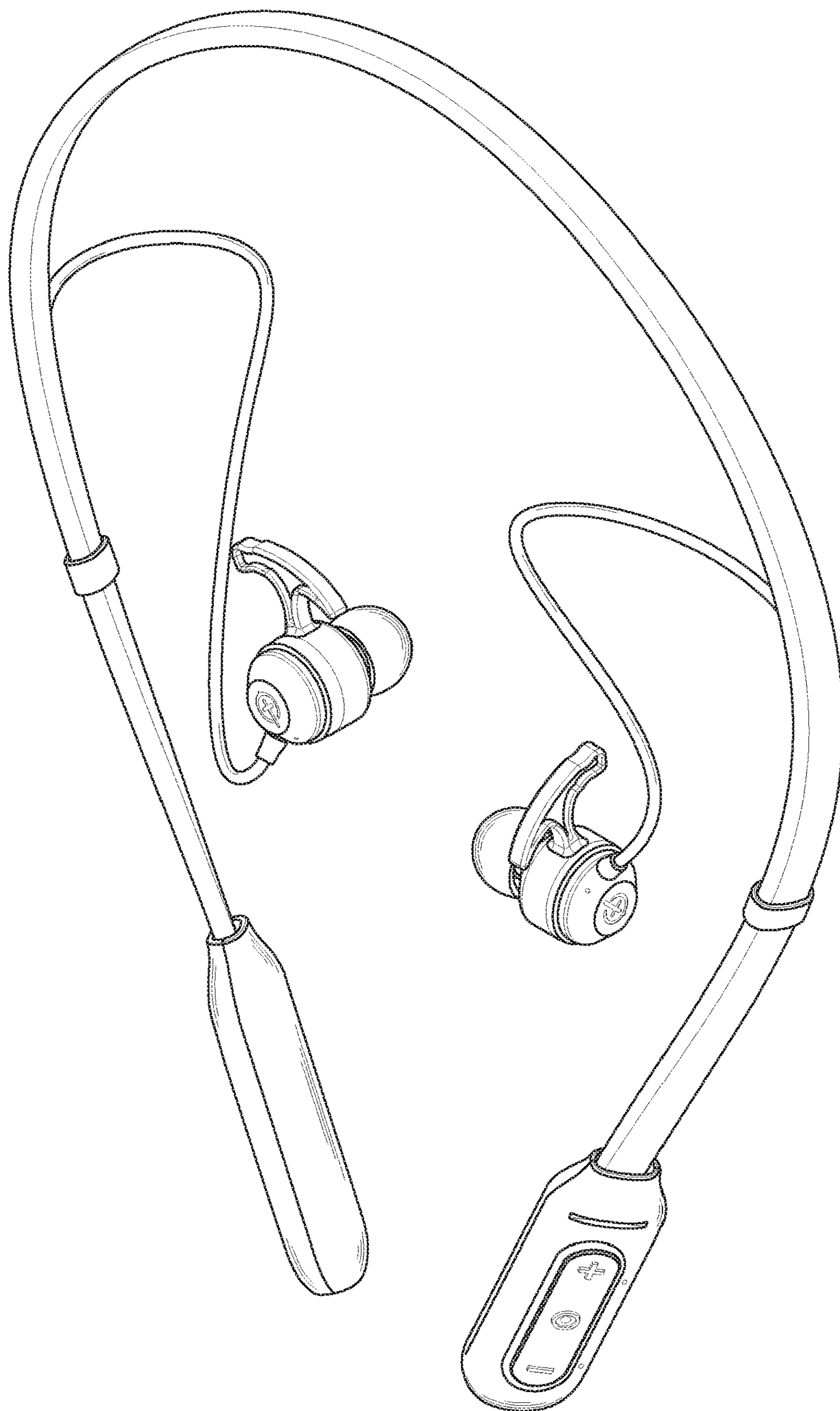


FIG.1

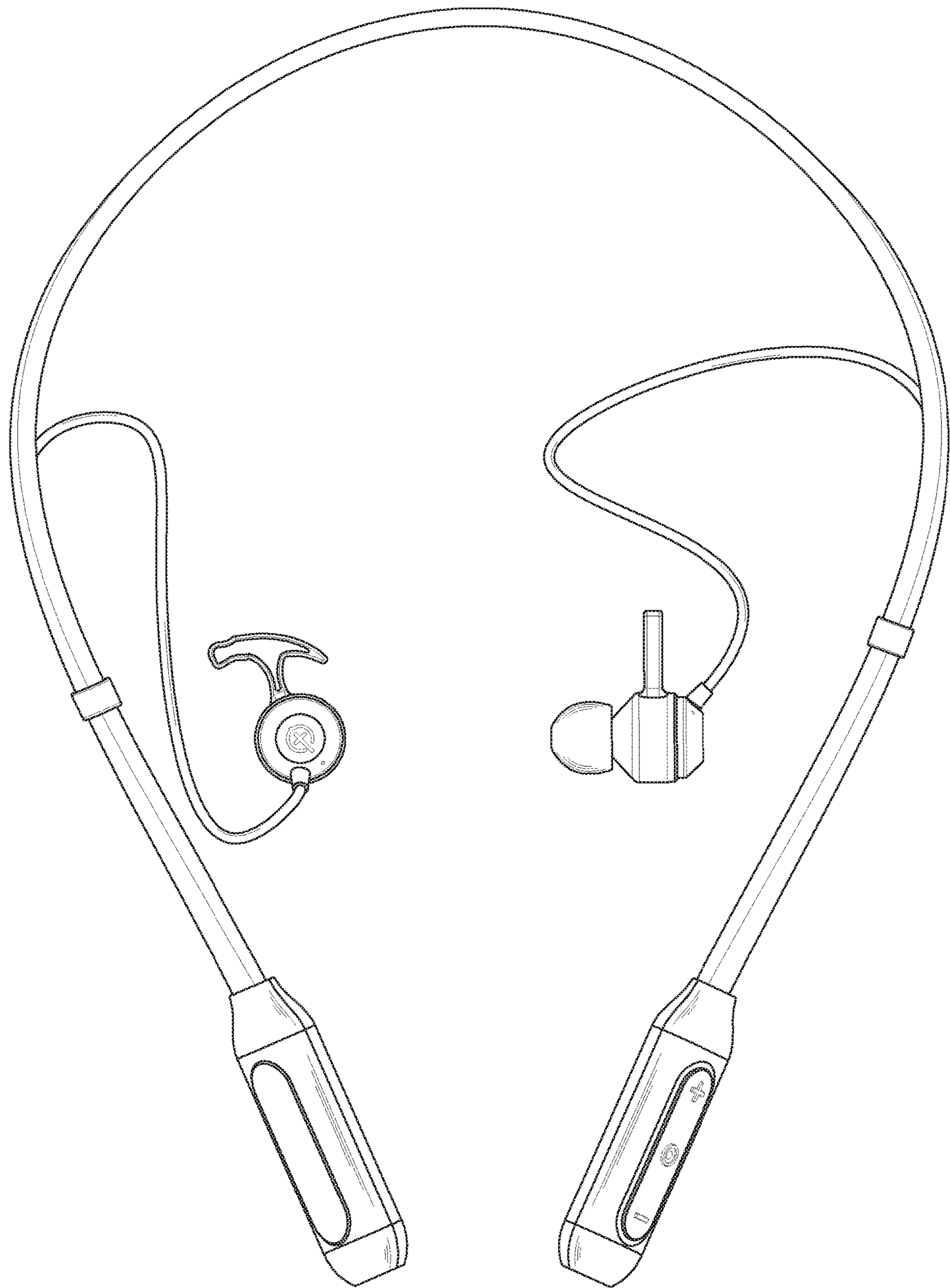


FIG.2

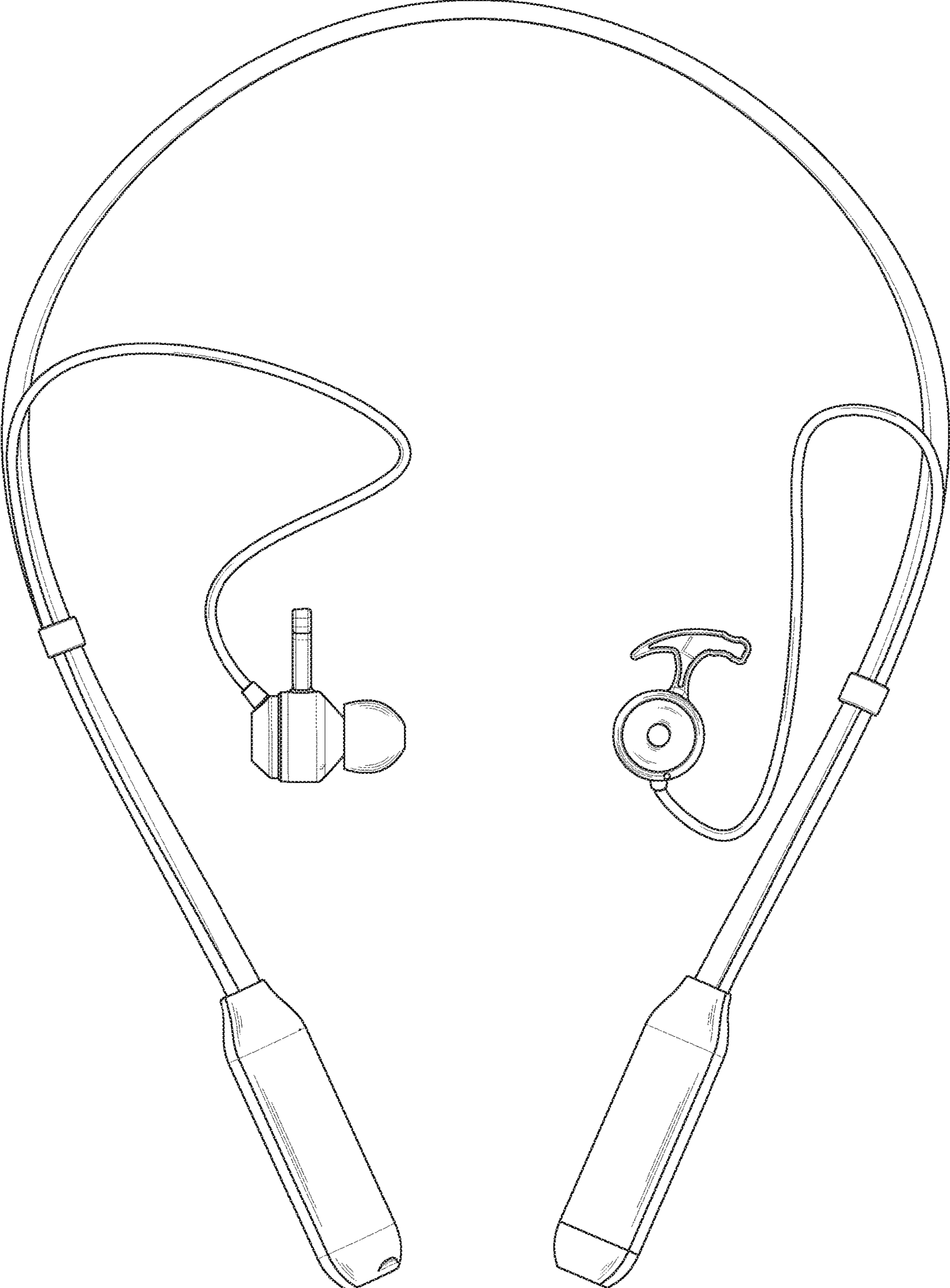


FIG.3

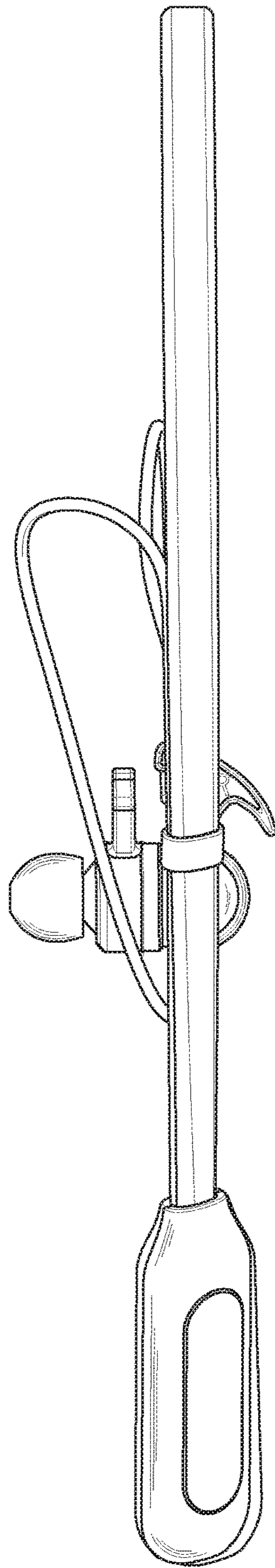


FIG.4

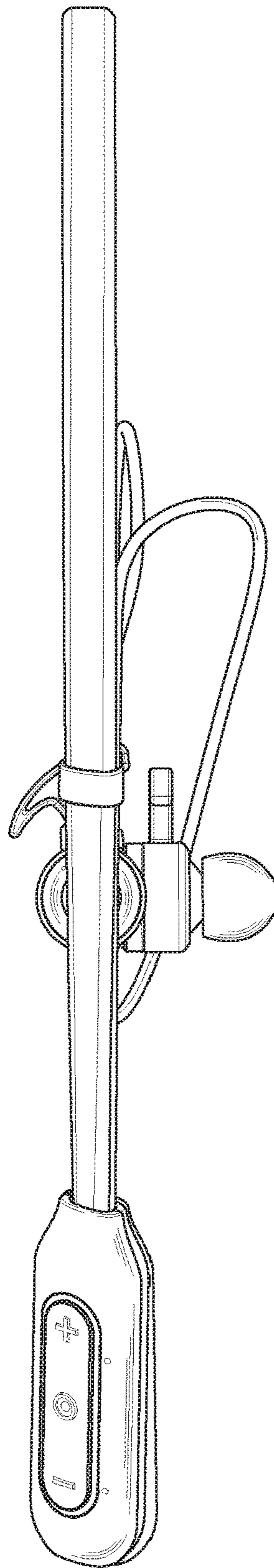


FIG.5

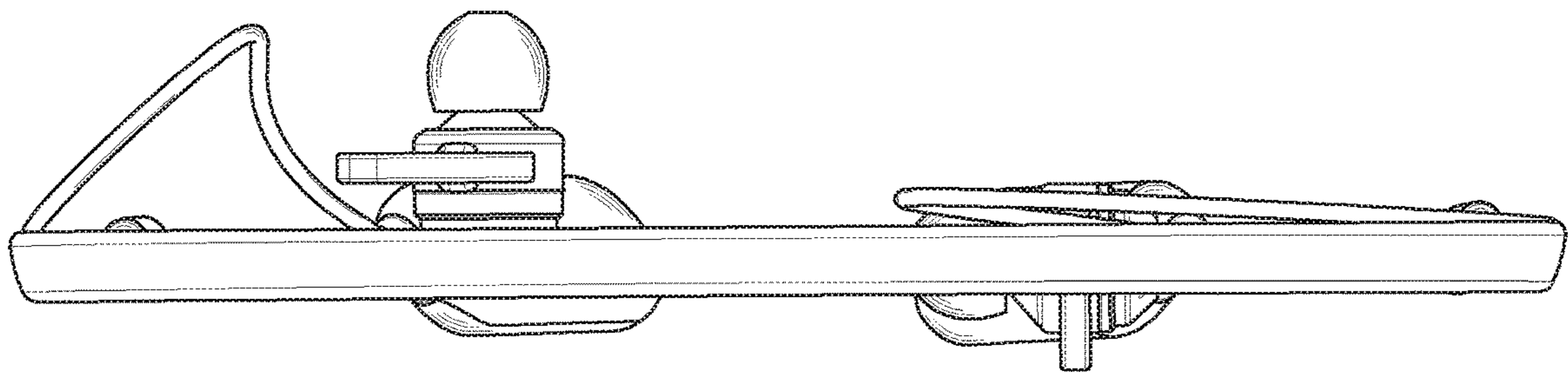


FIG.6

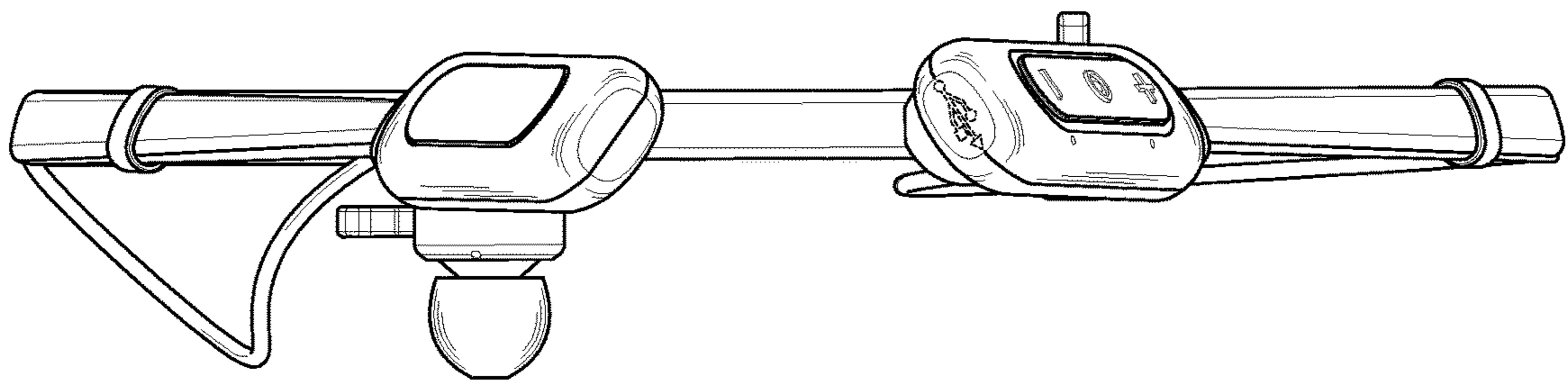


FIG.7