

US00D860150S

(12) **United States Design Patent** (10) **Patent No.:** **US D860,150 S**
Seo et al. (45) **Date of Patent:** **** *Sep. 17, 2019**

(54) **ELECTRONIC DEVICE**

- (71) Applicant: **Samsung Electronics Co., Ltd.**, Suwon-si (KR)
- (72) Inventors: **Jae-Hun Seo**, Suwon-si (KR); **Hyok-Su Choi**, Seoul (KR); **Hyoung-Shin Park**, Seoul (KR); **Yun-Jin Kim**, Seoul (KR)
- (73) Assignee: **SAMSUNG ELECTRONICS CO., LTD.**, Suwon-si (KR)

(*) Notice: This patent is subject to a terminal disclaimer.

(**) Term: **15 Years**

(21) Appl. No.: **29/623,663**

(22) Filed: **Oct. 26, 2017**

(30) **Foreign Application Priority Data**

Apr. 28, 2017 (KR) 30-2017-0020107

(51) **LOC (12) Cl.** **14-03**

(52) **U.S. Cl.**
USPC **D14/138 G**

(58) **Field of Classification Search**
USPC D14/138 G, 138 AD, 341, 138 R, 496,
D14/203.1, 203.3, 203.5, 203.7, 248;
(Continued)

(56) **References Cited**

U.S. PATENT DOCUMENTS

- D654,453 S * 2/2012 Son D14/138 AD
 - D654,463 S * 2/2012 Han D14/138 G
- (Continued)

FOREIGN PATENT DOCUMENTS

CN 304081440 * 3/2017

OTHER PUBLICATIONS

Samsung Galaxy S8, released Apr. 2017, [online], [site visited Dec. 30, 2018]. Available from Internet, <URL: https://www.gsmarena.com/samsung_galaxy_s8-pictures-8161.php>.*

(Continued)

Primary Examiner — Jeffrey D Asch

(74) *Attorney, Agent, or Firm* — McAndrews Held & Malloy, Ltd.

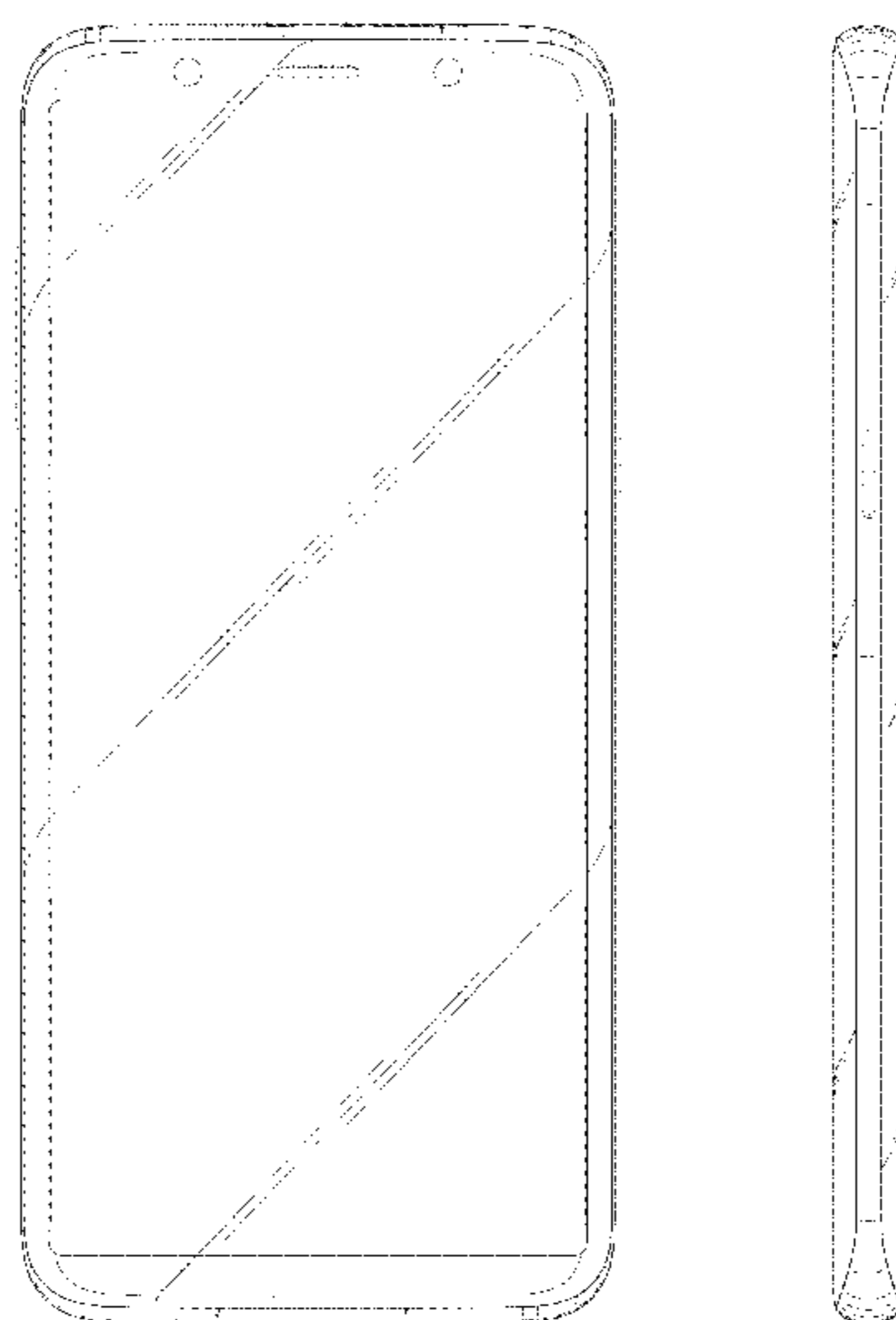
(57) **CLAIM**

The ornamental design for an electronic device, as shown and described.

DESCRIPTION

FIG. 1 is a front perspective view of an electronic device showing our new design according to a first embodiment; FIG. 2 is a front elevation view thereof; FIG. 3 is a rear elevation view thereof; FIG. 4 is a left side elevation view thereof; FIG. 5 is a right side elevation view thereof; FIG. 6 is a top plan view thereof; FIG. 7 is a bottom plan view thereof; FIG. 8 is a rear perspective view thereof; FIG. 9 is a front perspective view of an electronic device showing our new design according to a second embodiment; FIG. 10 is a front elevation view thereof; FIG. 11 is a rear elevation view thereof; FIG. 12 is a left side elevation view thereof; FIG. 13 is a right side elevation view thereof; FIG. 14 is a top plan view thereof; FIG. 15 is a bottom plan view thereof; and, FIG. 16 is a rear perspective view thereof. The dashed broken lines in the drawings illustrate portions of the electronic device that form no part of the claimed design.

1 Claim, 16 Drawing Sheets



(58) **Field of Classification Search**

USPC 455/575.1, 556.2; D21/517, 329;
361/679.3, 679.56

CPC . G06F 1/1626; H04M 1/0266; H04M 1/0202;
H04M 1/026

See application file for complete search history.

(56) **References Cited**

U.S. PATENT DOCUMENTS

D684,554 S * 6/2013 Park D14/138 G
D688,642 S * 8/2013 Oh D14/138 G
D698,770 S * 2/2014 Park D14/248
D701,191 S * 3/2014 Suk D14/138 G
D701,192 S * 3/2014 Park D14/138 G
D701,851 S * 4/2014 Bae D14/138 G
D707,650 S * 6/2014 Min D14/138 G
D728,505 S * 5/2015 Chung D14/138 G
D741,280 S * 10/2015 Lee D14/138 G
D747,711 S * 1/2016 Suk D14/138 R
D767,522 S * 9/2016 Wu D14/138 G
D780,711 S * 3/2017 Song D14/138 G
D782,456 S * 3/2017 Park D14/248
D783,567 S * 4/2017 Park D14/138 G
D783,586 S * 4/2017 Park D14/248
D784,279 S * 4/2017 Lee D14/138 G
D786,848 S * 5/2017 Park D14/248
D786,850 S * 5/2017 Park D14/248
D788,089 S * 5/2017 Park D14/248
D789,903 S * 6/2017 Seo D14/138 G
D793,982 S * 8/2017 Seo D14/138 G
D794,595 S * 8/2017 Lee D14/138 G
D795,213 S * 8/2017 Kim D14/138 G
D798,853 S * 10/2017 Park D14/248
D801,297 S * 10/2017 Song D14/138 G
9,891,821 B2 * 2/2018 Luo G06F 1/1626
D813,186 S * 3/2018 Lee D14/138 G
D817,912 S * 5/2018 Choi D14/138 G
D820,800 S * 6/2018 Song D14/138 G
D827,603 S * 9/2018 Chung D14/138 G
D828,820 S * 9/2018 Song D14/138 G

D831,017 S * 10/2018 Choe D14/248
D831,602 S * 10/2018 Ryu D14/138 G
D831,603 S * 10/2018 Ryu D14/138 G
D831,605 S * 10/2018 Baik D14/138 G
D833,407 S * 11/2018 Kim D14/138 G
D837,174 S * 1/2019 Choe D14/138 G
D837,175 S * 1/2019 Ryu D14/138 G
D837,177 S * 1/2019 Cui D14/138 G
D839,848 S * 2/2019 Baik D14/138 G
D843,964 S * 3/2019 Forsyth D14/138 G
D849,709 S * 5/2019 Choi D14/138 G
2014/0146441 A1 * 5/2014 Hautamaki H04M 1/0262
361/679.01
2016/0041716 A1 * 2/2016 Richardson G06F 3/0488
345/173
2018/0259388 A1 * 9/2018 Oh G01J 1/0437
2018/0366685 A1 * 12/2018 Park H01L 51/5284
2019/0037293 A1 * 1/2019 Kim H04R 1/025
2019/0158641 A1 * 5/2019 Kim H04M 1/0264

OTHER PUBLICATIONS

Samsung Galaxy S9, released Mar. 2018, [online], [site visited Dec. 30, 2018]. Available from Internet, <URL: https://www.gsmarena.com/samsung_galaxy_s9-pictures-8966.php>.*
Samsung Galaxy Note FE, released Jul. 2017, [online], [site visited Dec. 30, 2018]. Available from Internet, <URL: https://www.gsmarena.com/samsung_galaxy_note_fe-8683.php>.*
Samsung Galaxy S Light Luxury, released May 2018, [online], [site visited Dec. 30, 2018]. Available from Internet, <URL: https://www.gsmarena.com/samsung_galaxy_s_light_luxury-pictures-9202.php>.*
Samsung Galaxy S8 Gets Beautiful 3D Render, Courtesy of Designer Kingway Lee, Concept Phones, Jan. 23, 2017 [online], [site visited Jul. 14, 2017]. Retrieved from url:<https://www.concept-phones.com/samsung/samsung-galaxy-s8-beautiful-3d-render-courtesy-designer-kingway-lee/>>.*
Samsung Galaxy S8 shown at Evan Blass' @evleaks Twitter, Mar. 21, 2017, [online], [site visited Jul. 17, 2017]. Retrieved from url <https://twitter.com/evleaks/status/844329793982287873>>.*

* cited by examiner

FIG. 1




FIG. 2




FIG. 3




FIG. 4



FIG. 5

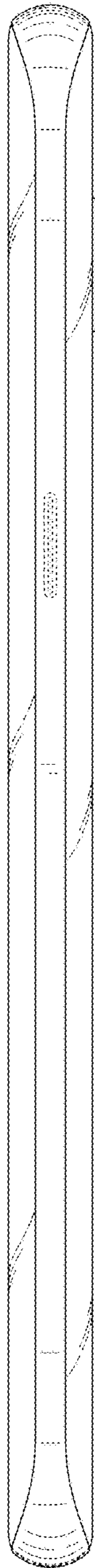


FIG. 6



FIG. 7



FIG. 8

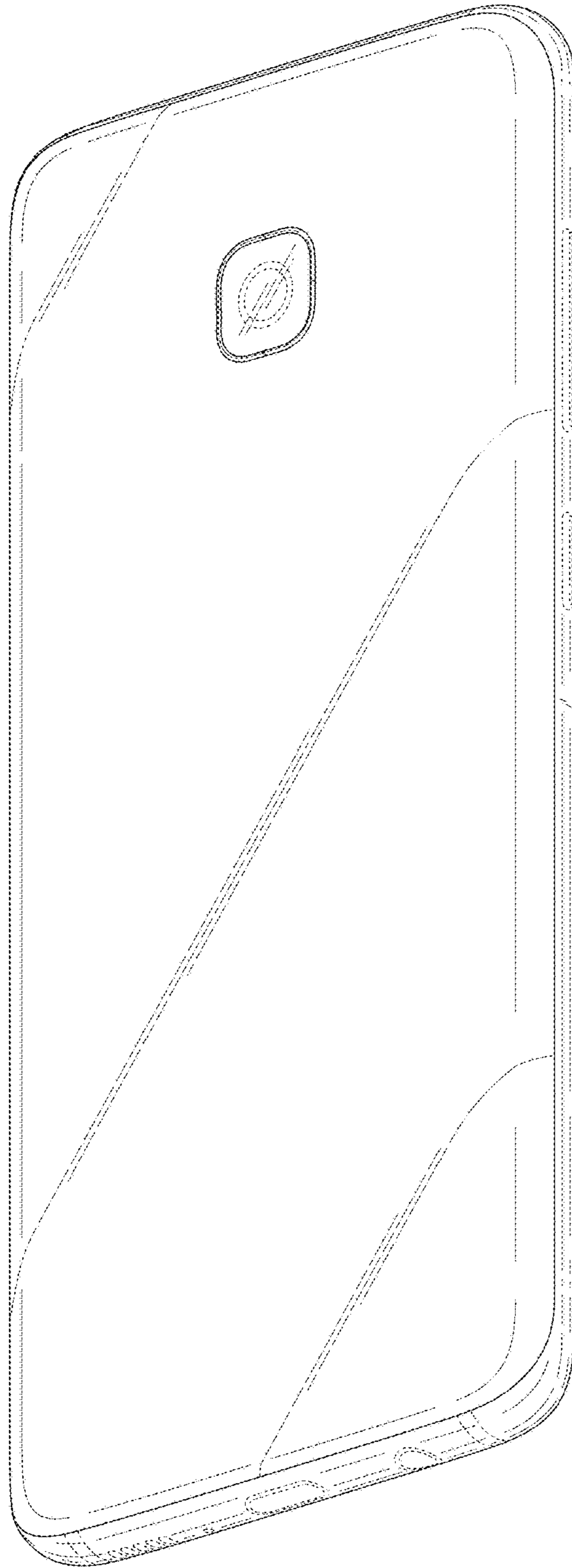


FIG. 9

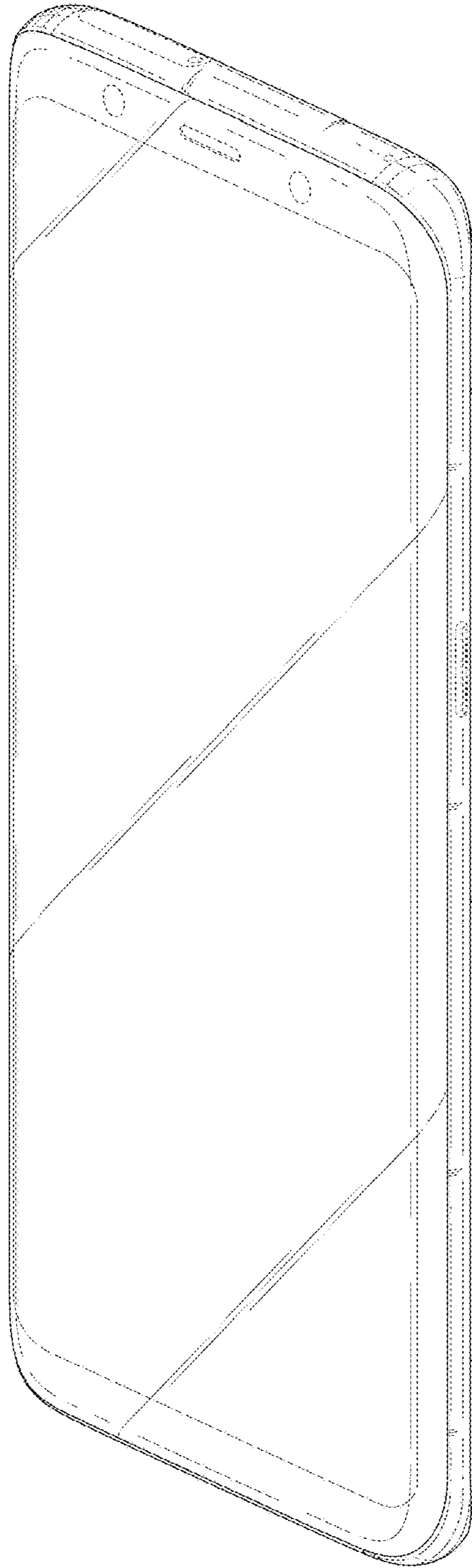


FIG. 10




FIG. 11




FIG. 12




FIG. 13




FIG. 14

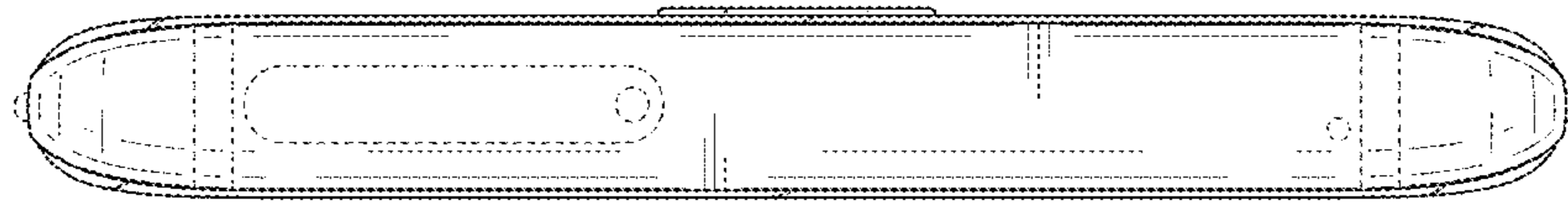


FIG. 15

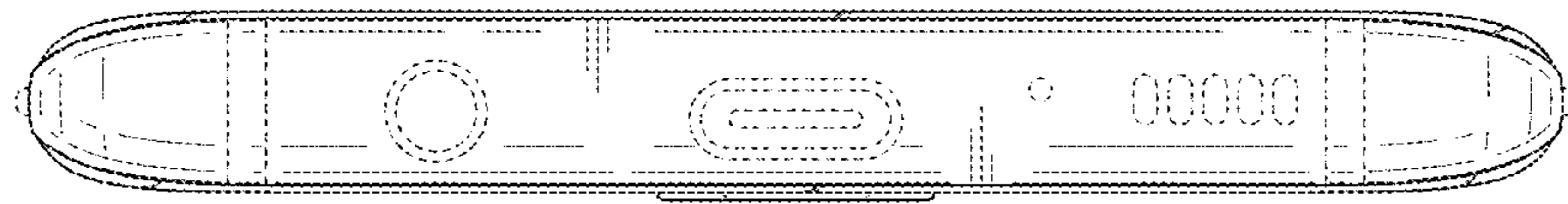


FIG. 16

