

US00D860130S

(12) **United States Design Patent** (10) **Patent No.:** **US D860,130 S**  
**Altenburger et al.** (45) **Date of Patent:** **\*\* Sep. 17, 2019**

(54) **BATTERY PACK**  
(71) Applicant: **TTI (MACAO COMMERCIAL OFFSHORE) LIMITED**, Macau (MO)  
(72) Inventors: **Ryan Altenburger**, Greenville, SC (US); **Brent Gregorich**, Easley, SC (US); **Michael Buckner**, Clemson, SC (US)  
(73) Assignee: **TTI (MACAO COMMERCIAL OFFSHORE) LIMITED**, Macau (MO)

D607,814 S *	1/2010	Tsuzuki	.....	D13/103
D682,194 S *	5/2013	Jiang	.....	D13/103
D699,670 S *	2/2014	Cooper	.....	D13/103
D718,705 S *	12/2014	Naksen	.....	D13/103
D780,687 S *	3/2017	Taniguchi	.....	D13/103
D785,562 S *	5/2017	Cooper	.....	D13/103
D797,661 S *	9/2017	Elder	.....	D13/103
D800,650 S *	10/2017	Itoh	.....	D13/103
D812,555 S *	3/2018	Schoch	.....	D13/103
D829,646 S *	10/2018	Tse	.....	D13/103
D844,558 S *	4/2019	Taniguchi	.....	D13/103

\* cited by examiner

(\*\*) Term: **15 Years**

*Primary Examiner* — Rosemary K Tarca

*Assistant Examiner* — Nathaniel D. Buckner

(21) Appl. No.: **29/617,638**

(74) *Attorney, Agent, or Firm* — Michael Best & Friedrich LLP

(22) Filed: **Sep. 15, 2017**

**Related U.S. Application Data**

(62) Division of application No. 29/533,865, filed on Jul. 22, 2015, now Pat. No. Des. 801,916.

(51) **LOC (12) Cl.** ..... **13-02**

(52) **U.S. Cl.**  
USPC ..... **D13/103**

(58) **Field of Classification Search**  
USPC ..... D13/102–106, 110, 118–119, 184  
CPC ..... Y02E 60/12; Y02E 60/122; Y02E 60/124;  
Y02E 60/50; H01M 2/02; H01M 2/022;  
H01M 2/0202; H01M 2/0207; H01M  
2/0212; H01M 2/1061; H01M 2/1022;  
H01M 2/1055; H01M 2/1066; H01M  
2/105; H01M 2/204; H01M 2/1016;  
H01M 2200/00; H01M 10/4257; H01M  
10/0436; H01M 10/48; H01M 10/42  
See application file for complete search history.

(56) **References Cited**

**U.S. PATENT DOCUMENTS**

D562,227 S *	2/2008	Yamada	.....	D13/103
D568,239 S *	5/2008	Okada	.....	D13/103

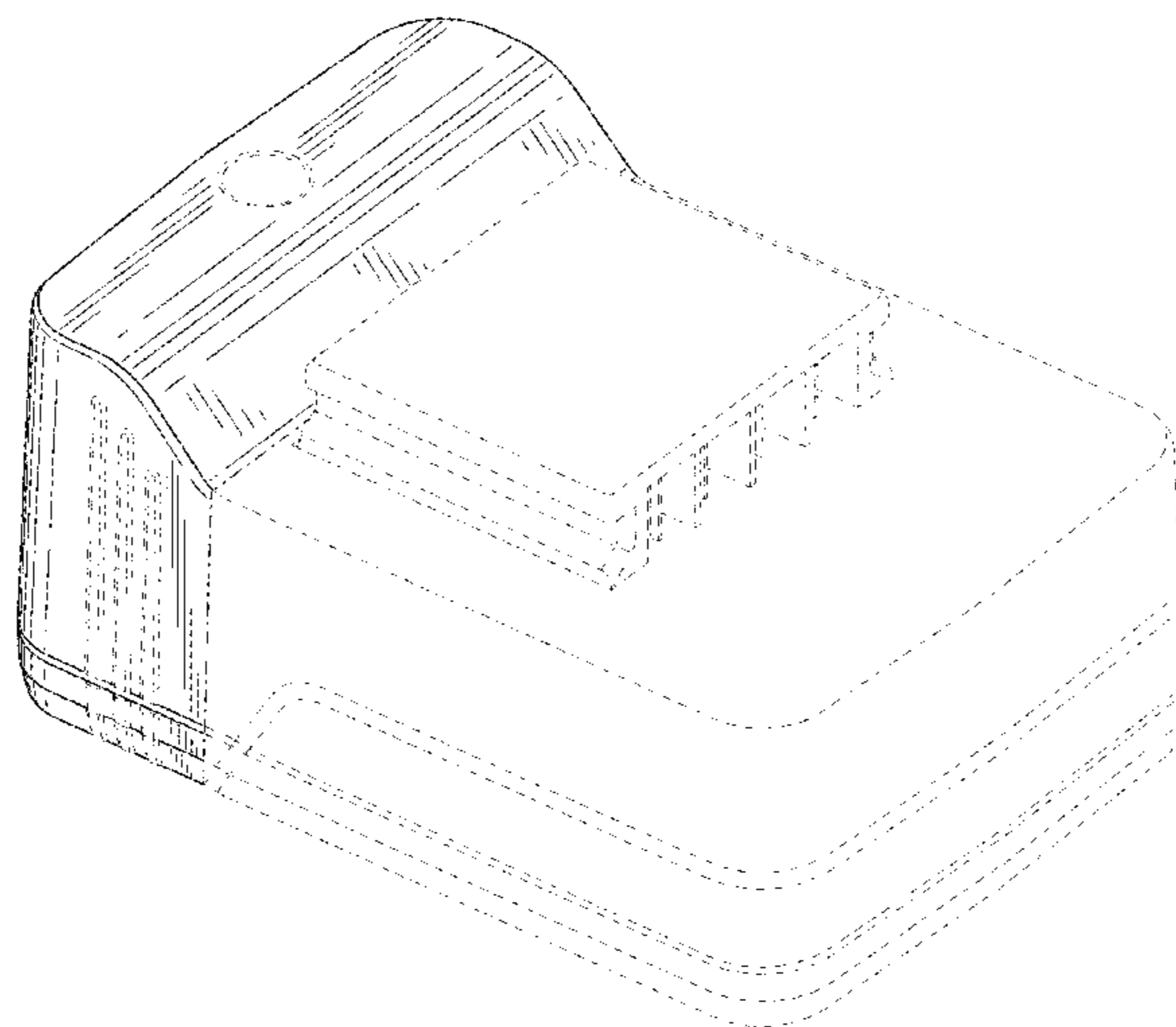
(57) **CLAIM**

We claim the ornamental design for a battery pack, as shown and described.

**DESCRIPTION**

FIG. 1 is a front perspective view of a battery pack according to another embodiment of the invention.  
FIG. 2 is a first side view of the battery pack of FIG. 1.  
FIG. 3 is a second side view of the battery pack of FIG. 1.  
FIG. 4 is a top view of the battery pack of FIG. 1.  
FIG. 5 is a bottom view of the battery pack of FIG. 1.  
FIG. 6 is a front view of the battery pack of FIG. 1; and, FIG. 7 is a rear view of the battery pack of FIG. 1.  
The portions of the battery pack shown in broken lines are included for the purpose of illustrating environment and form no part of the claimed design.  
The dot dash broken line shown in the figures represents the boundary of the claimed design. The dot dash line itself forms no part of the claimed design.

**1 Claim, 5 Drawing Sheets**



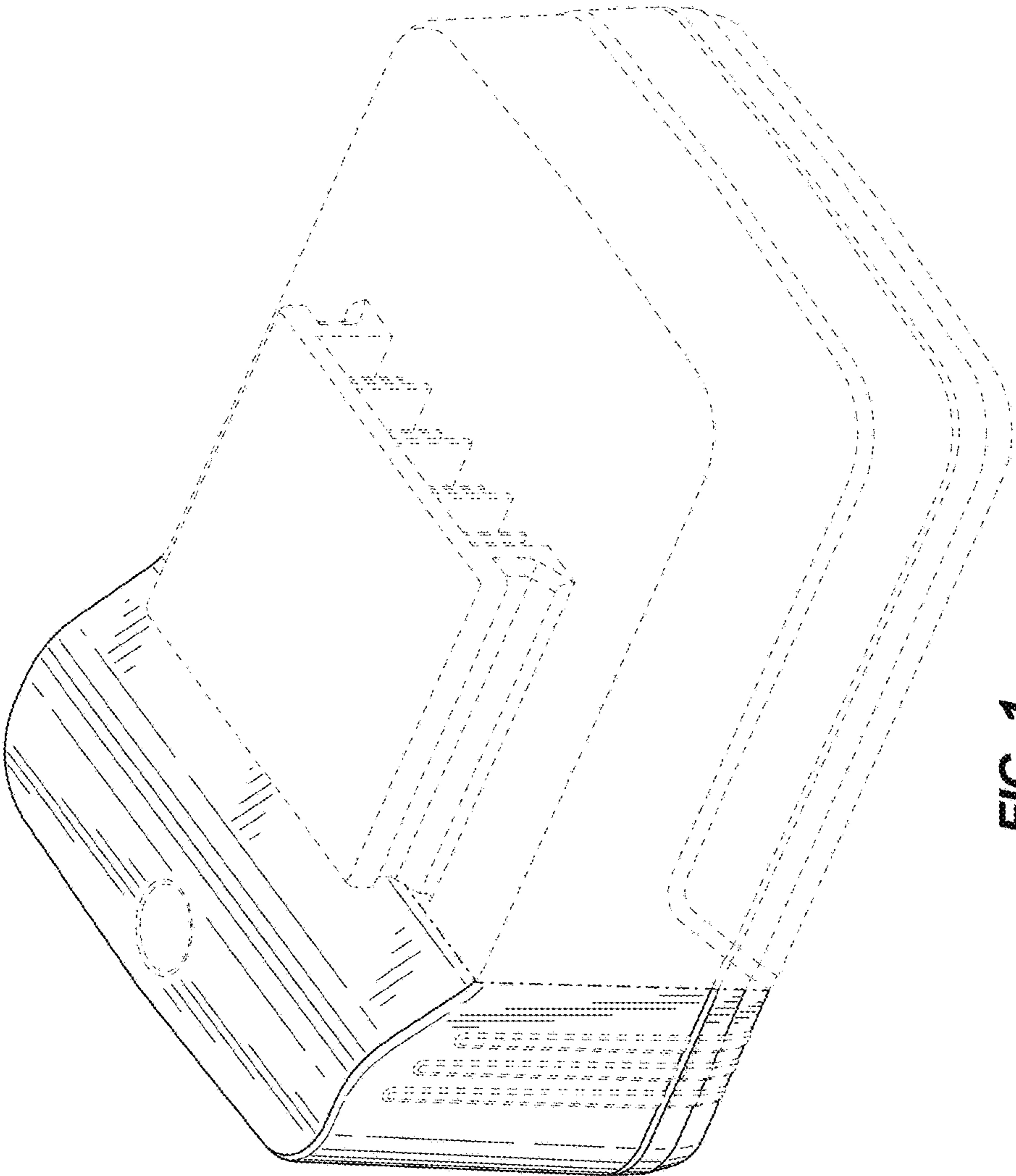
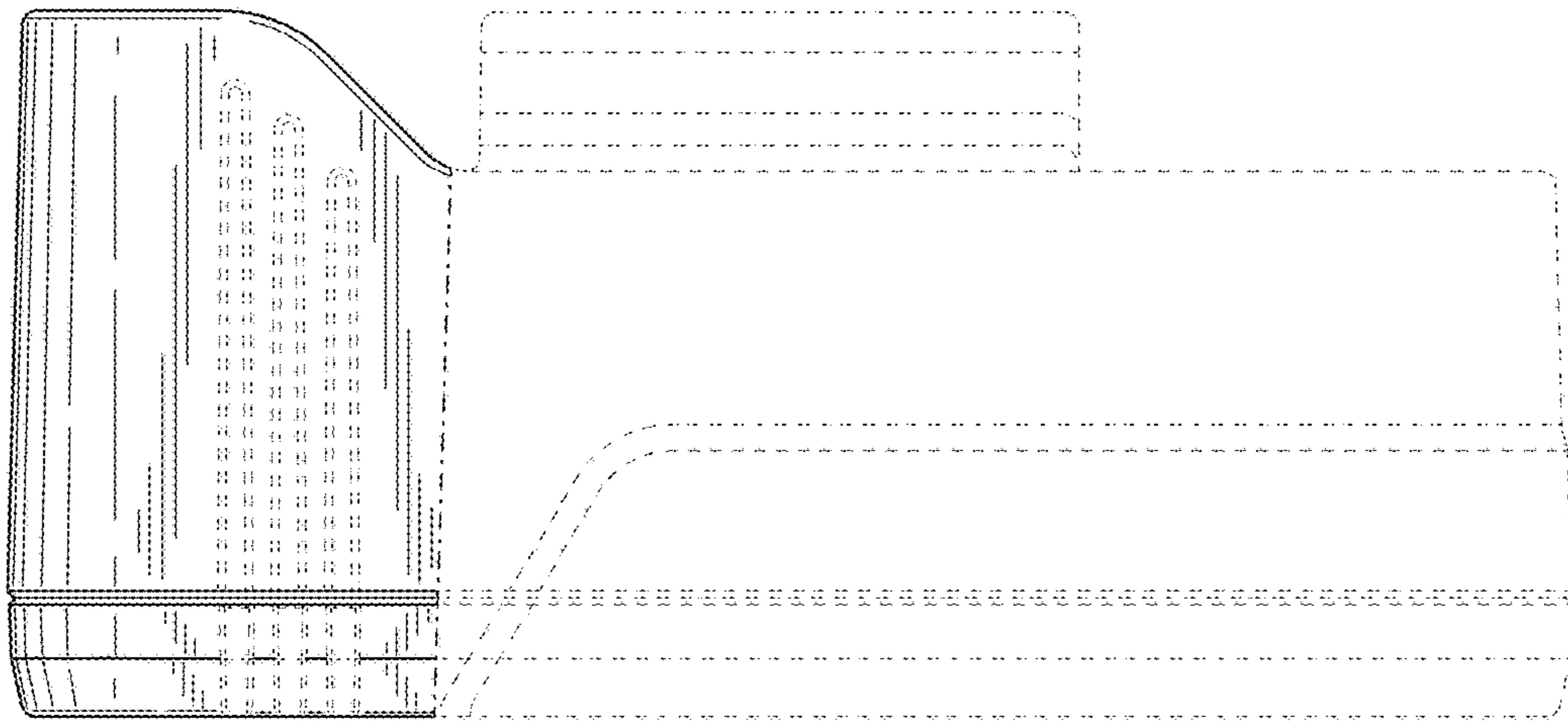
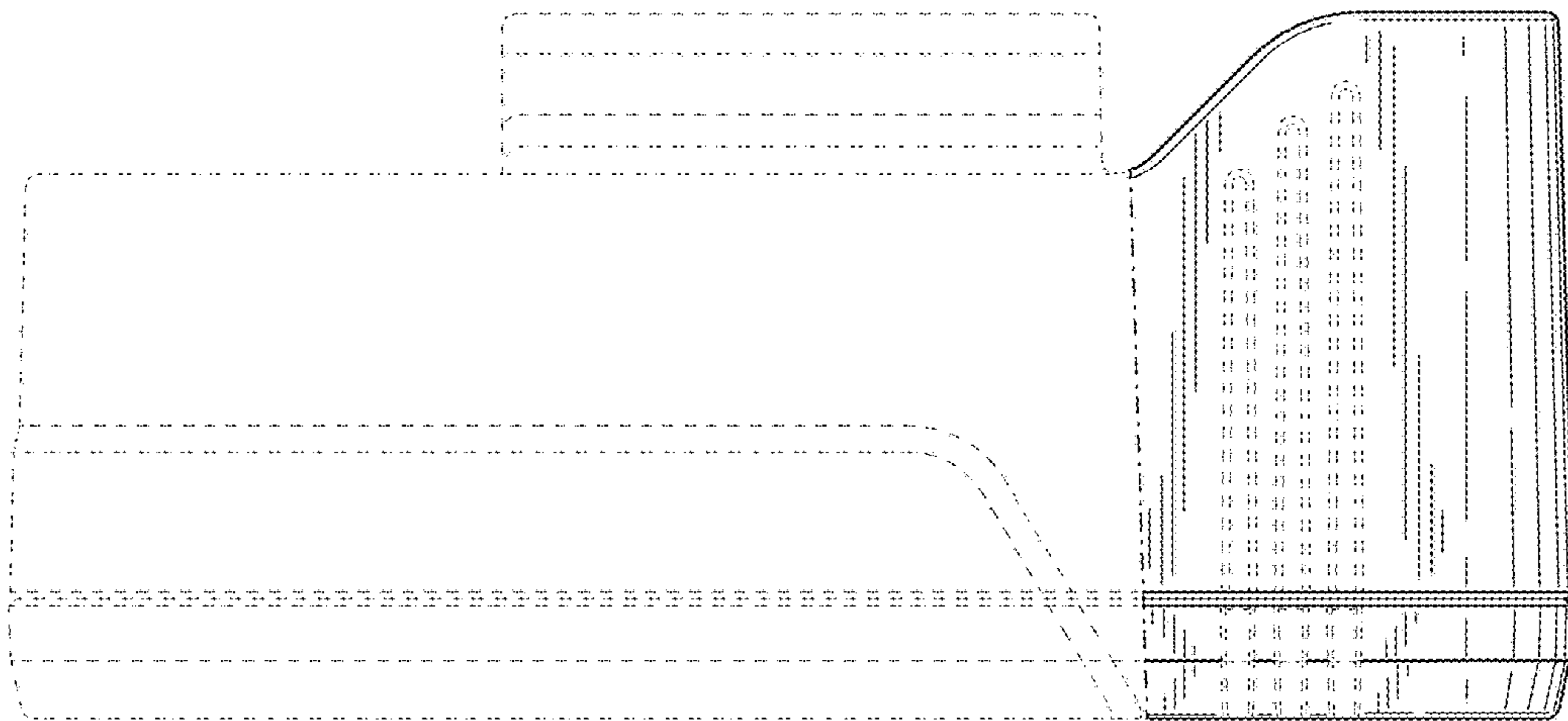


FIG. 1



**FIG. 2**



**FIG. 3**




FIG. 4

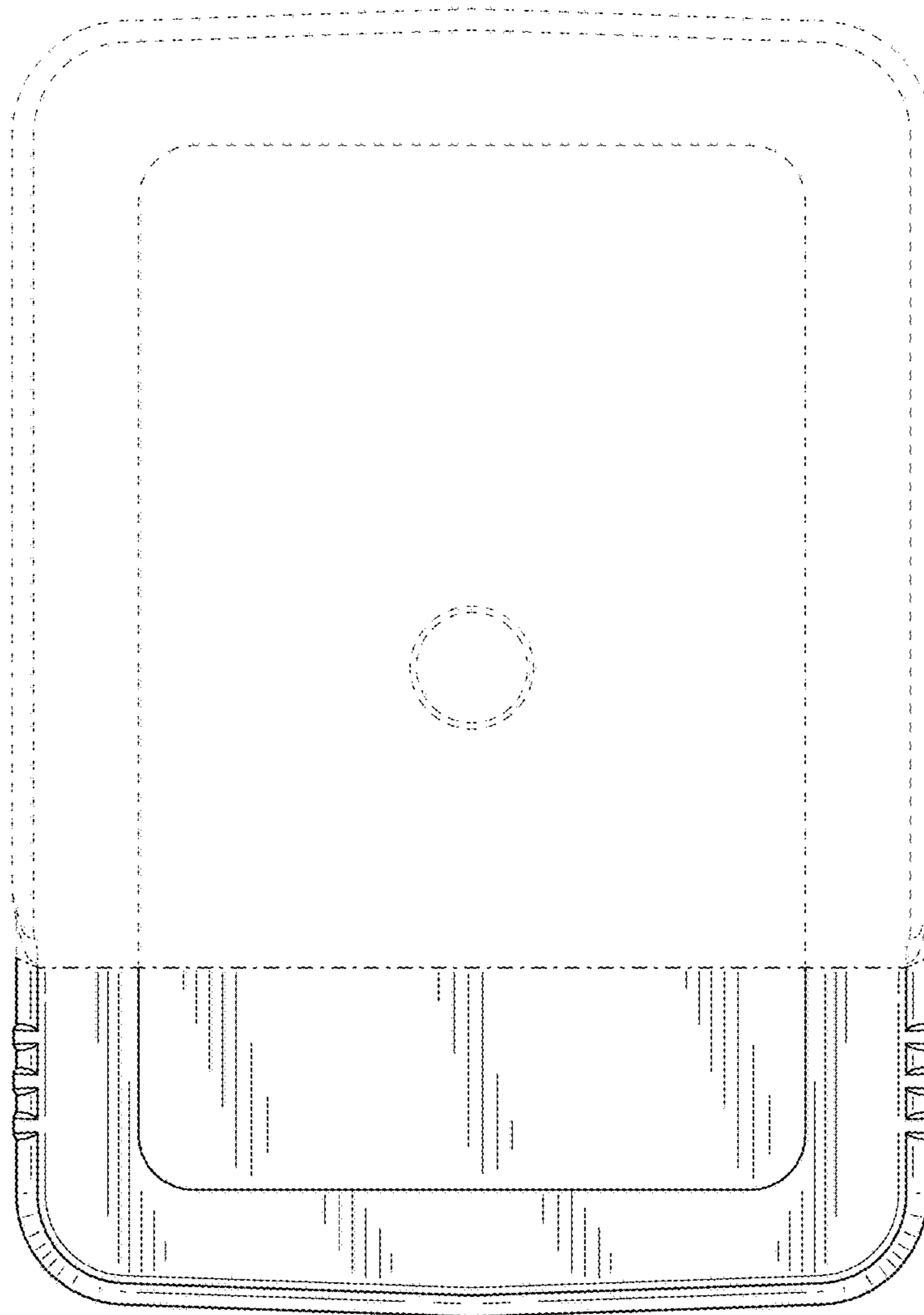
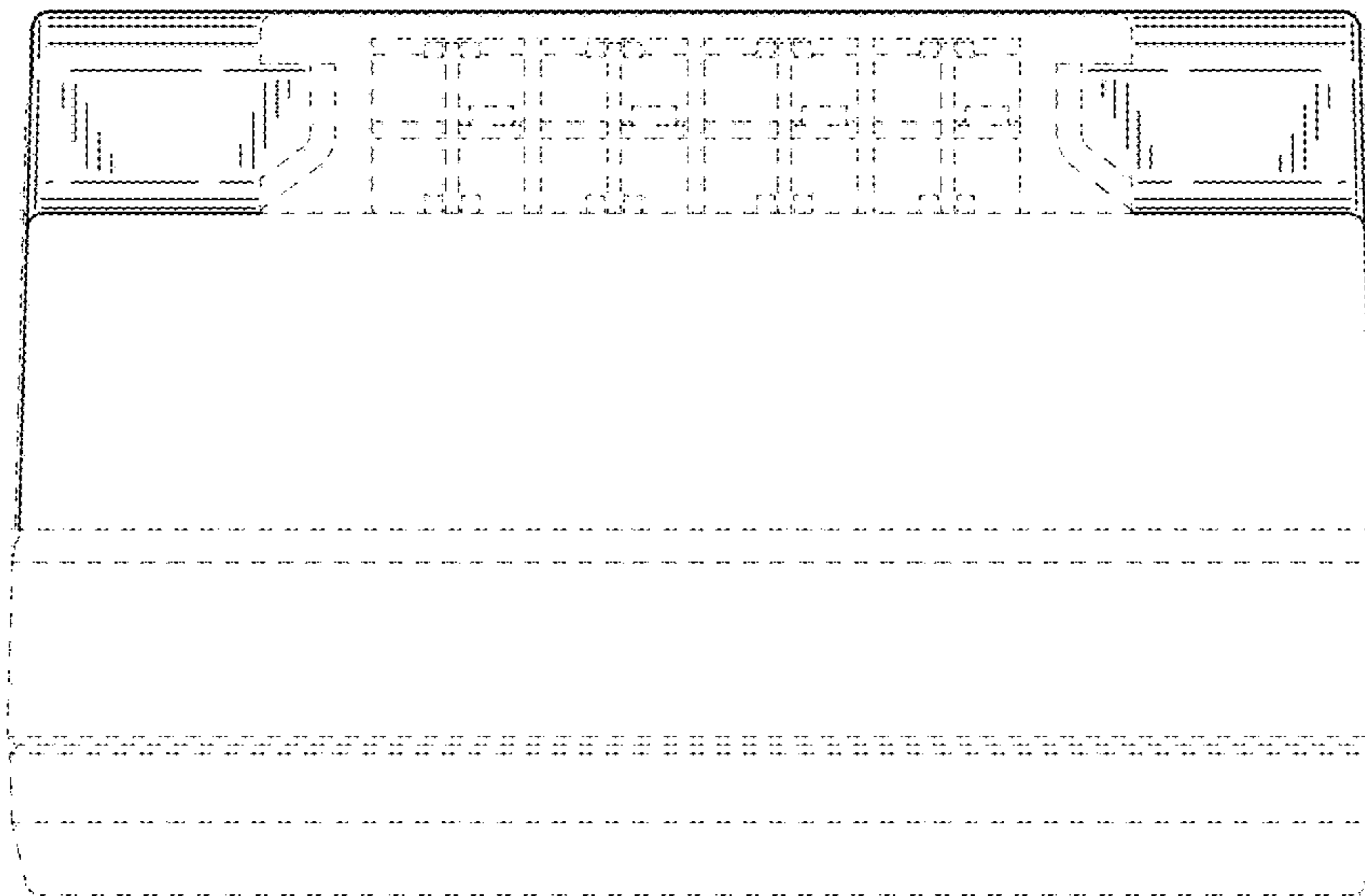
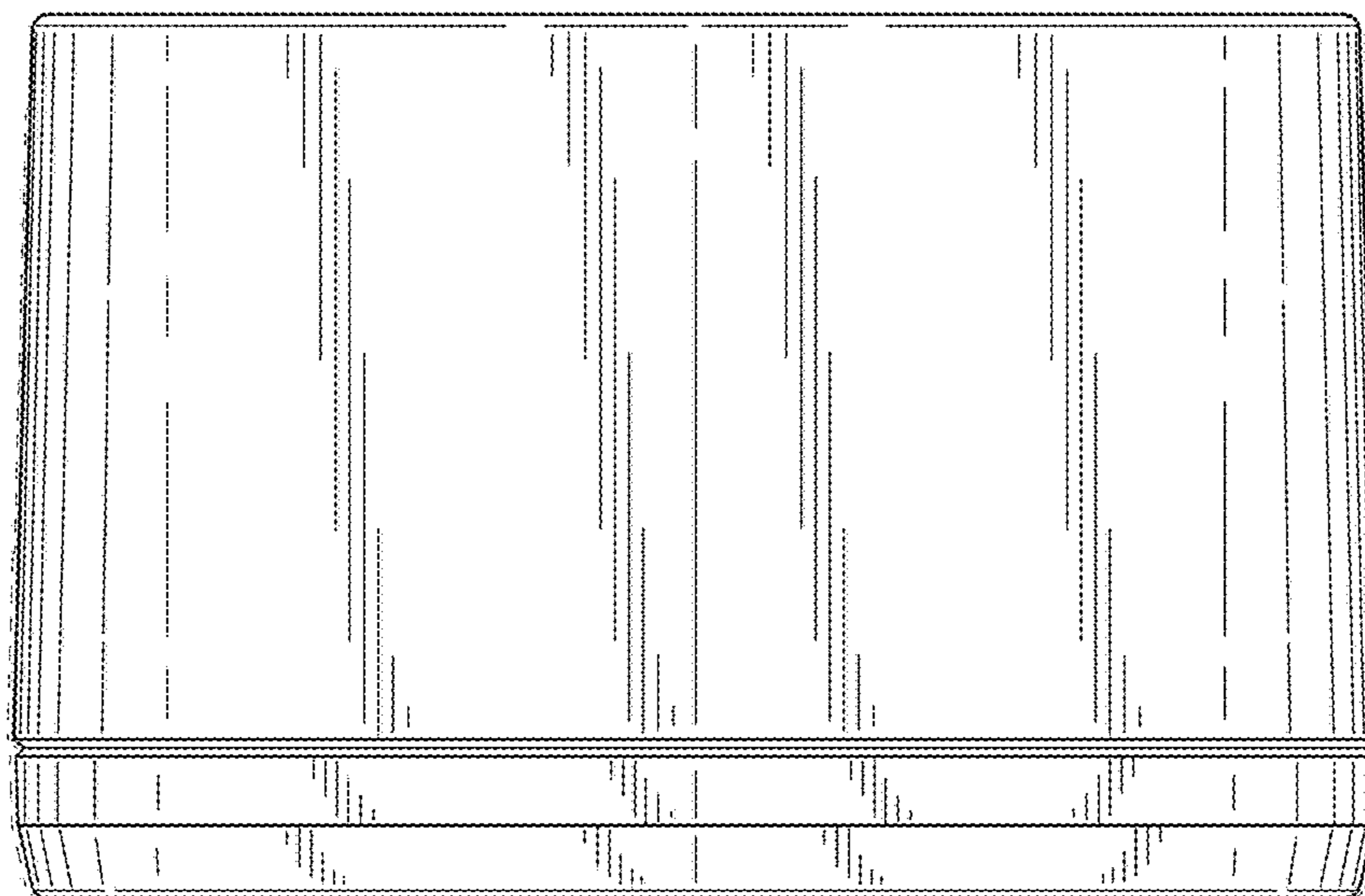


FIG. 5



**FIG. 6**



**FIG. 7**