



US00D860101S

(12) **United States Design Patent**
Bjerke

(10) **Patent No.:** **US D860,101 S**

(45) **Date of Patent:** **** Sep. 17, 2019**

(54) **RIM FOR VEHICLE WHEEL**

(71) Applicant: **Volvo Car Corporation**, Gothenburg (SE)

(72) Inventor: **Ole-Kristian Bjerke**, Gothenburg (SE)

(73) Assignee: **POLESTAR PERFORMANCE AB**, Gothenburg (SE)

(**) Term: **15 Years**

(21) Appl. No.: **29/640,080**

(22) Filed: **Mar. 12, 2018**

(30) **Foreign Application Priority Data**

Sep. 12, 2017 (EM) 004300002-0001

(51) **LOC (12) Cl.** **12-16**

(52) **U.S. Cl.**
USPC **D12/209**

(58) **Field of Classification Search**

USPC D12/204-213

CPC B60B 7/00; B60B 7/02; B60B 7/04; B60B 7/01; B60B 7/06; B60B 3/02; B60B 3/04; B60B 3/06; B60B 3/10; B60B 1/00; B60B 1/08; B60B 1/10; B60B 1/12

See application file for complete search history.

(56) **References Cited**

U.S. PATENT DOCUMENTS

D421,953 S * 3/2000 Sims D12/211
D586,285 S * 2/2009 Fridie D12/211

D593,922 S * 6/2009 Blasi D12/211
D596,552 S * 7/2009 Beermann D12/211
D598,357 S * 8/2009 Chung D12/211
D613,230 S * 4/2010 Antoniadis D12/211
D658,560 S * 5/2012 Thurner D12/209
D715,723 S * 10/2014 Gotschke D12/204
D718,207 S * 11/2014 Grake D12/211
D748,559 S * 2/2016 Zhao D12/211
D768,048 S * 10/2016 Johnson D12/211
D776,598 S * 1/2017 Zhao D12/211
D824,832 S * 8/2018 Oh D12/209
D832,180 S * 10/2018 Platto D12/211
D832,182 S * 10/2018 Peat D12/211

* cited by examiner

Primary Examiner — Stacia A Cadmus

(74) *Attorney, Agent, or Firm* — Snyder, Clark, Lesch & Chung, LLP



(57) **CLAIM**

The ornamental design of a rim for vehicle wheel, as shown in the figures and described.

DESCRIPTION

FIG. 1 is a front view of a rim for vehicle wheel illustrating the design of the present invention;
FIG. 2 is a left side view of the rim of FIG. 1;
FIG. 3 is a left front perspective view of the rim of FIG. 1;
FIG. 4 is a right front perspective view of the rim of FIG. 1;
FIG. 5 is a right side view of the rim of FIG. 1;
FIG. 6 is a top view of the rim of FIG. 1; and,
FIG. 7 is a bottom view of the rim of FIG. 1.

1 Claim, 7 Drawing Sheets






FIG. 1




FIG. 2



FIG. 3



FIG. 4




FIG. 5




FIG. 6




FIG. 7