



US00D860100S

(12) **United States Design Patent**
Groth

(10) **Patent No.:** **US D860,100 S**

(45) **Date of Patent:** **** Sep. 17, 2019**

(54) **VEHICLE WHEEL, TOY VEHICLE WHEEL,
AND/OR REPLICAS THEREOF**

(71) Applicant: **Bayerische Motoren Werke
Aktiengesellschaft, Munich (DE)**

(72) Inventor: **Kristian Groth, Munich (DE)**

(73) Assignee: **Bayerische Motoren Werke
Aktiengesellschaft, Munich (DE)**

(**) Term: **15 Years**

(21) Appl. No.: **29/639,820**

(22) Filed: **Mar. 9, 2018**

(30) **Foreign Application Priority Data**

Sep. 15, 2017 (DE) 40 2017 101 038

(51) **LOC (12) Cl.** **12-16**

(52) **U.S. Cl.**
USPC **D12/209**

(58) **Field of Classification Search**
USPC D12/204-213
CPC B60B 7/00; B60B 7/02; B60B 7/04; B60B
7/01; B60B 7/06; B60B 3/02; B60B 3/04;
B60B 3/06; B60B 3/10; B60B 1/00;
B60B 1/08; B60B 1/10; B60B 1/12
See application file for complete search history.

(56) **References Cited**

U.S. PATENT DOCUMENTS

D593,018 S 5/2009 Juergens et al.
D649,921 S * 12/2011 Lucaora D12/209
D652,362 S * 1/2012 Lucaora D12/209
D671,473 S 11/2012 Zurian
D685,309 S * 7/2013 Alfonso D12/209
D695,666 S * 12/2013 Chung D12/209
D714,202 S * 9/2014 Kim D12/209

D718,203 S * 11/2014 Whyte D12/209
D726,621 S * 4/2015 Alfonso D12/209
D746,209 S * 12/2015 Chung D12/209
D747,251 S * 1/2016 Hammoud D12/209
D756,876 S 5/2016 Rueckheim
D757,624 S * 5/2016 Hammoud D12/209
D759,561 S * 6/2016 Hale, Jr. D12/209
D767,465 S * 9/2016 Liffick D12/209
D784,892 S 4/2017 Groth
D786,766 S * 5/2017 Rueckheim D12/209
D787,412 S * 5/2017 Alfonso D12/211
D798,211 S * 9/2017 Chung D12/209
D817,246 S * 5/2018 Andoh D12/209
D823,774 S * 7/2018 Groth D12/209
D824,833 S * 8/2018 Newmeister D12/209

(Continued)

FOREIGN PATENT DOCUMENTS

EM 000090410-0005 3/2004
EM 000997572-0002 10/2008

(Continued)

Primary Examiner — Stacia A Cadmus

(74) *Attorney, Agent, or Firm* — Crowell & Moring LLP


(57) **CLAIM**

The ornamental design for a vehicle wheel, toy vehicle wheel, and/or replicas thereof, as shown and described.

DESCRIPTION

FIG. 1 is a perspective view of a vehicle wheel, toy vehicle wheel, and/or replicas thereof according to the design; FIG. 2 is an additional perspective view thereof; FIG. 3 is an additional perspective view thereof; FIG. 4 is a front view thereof; FIG. 5 is a rear view thereof in a lighter gray scale, representing environmental features that form no part of the claimed design; and, FIG. 6 is a side view thereof.

1 Claim, 6 Drawing Sheets



(56)

References Cited

U.S. PATENT DOCUMENTS

D830,274 S * 10/2018 Aslam D12/213
D830,931 S * 10/2018 Factor D12/209
D832,763 S * 11/2018 Han D12/209
D842,204 S * 3/2019 Khachatryan D12/209

FOREIGN PATENT DOCUMENTS

EM 002015602-0004 8/2013
WO WO DM/053621 12/2000

* cited by examiner



Fig. 1



Fig. 2



Fig. 3



Fig. 4




Fig. 5




Fig. 6