



US00D860090S

(12) **United States Design Patent** (10) **Patent No.:** **US D860,090 S**
Lim (45) **Date of Patent:** **** Sep. 17, 2019**

(54) **VEHICLE WHEEL, TOY VEHICLE WHEEL,
AND/OR REPLICAS THEREOF**

(71) Applicant: **Bayerische Motoren Werke
Aktiengesellschaft, Munich (DE)**

(72) Inventor: **Seungmo Lim, Munich (DE)**

(73) Assignee: **Bayerische Motoren Werke
Aktiengesellschaft, Munich (DE)**

(**) Term: **15 Years**

(21) Appl. No.: **29/636,765**

(22) Filed: **Feb. 12, 2018**

(30) **Foreign Application Priority Data**

Aug. 21, 2017 (DE) 40 2017 100 926

(51) **LOC (12) Cl.** **12-16**

(52) **U.S. Cl.**
USPC **D12/204**

(58) **Field of Classification Search**
USPC D12/204–213
CPC B60B 7/00; B60B 7/02; B60B 7/04; B60B
7/01; B60B 7/06; B60B 3/02; B60B 3/04;
B60B 3/06; B60B 3/10; B60B 1/00;
B60B 1/08; B60B 1/10; B60B 1/12
See application file for complete search history.

(56) **References Cited**

U.S. PATENT DOCUMENTS

D422,549 S * 4/2000 Brown D12/209
D445,391 S * 7/2001 Chung D12/209
D464,010 S * 10/2002 Chung D12/211
D581,850 S 12/2008 Leclercq
D608,712 S 1/2010 Pollmann

D631,814 S 2/2011 Baum
D664,488 S * 7/2012 Guille D12/209
D664,908 S * 8/2012 Kim D12/209
D665,322 S 8/2012 Kim
D669,834 S * 10/2012 Juergens D12/211
D714,204 S * 9/2014 Garbas D12/204
D770,352 S 11/2016 Sze
D782,384 S * 3/2017 Oh D12/209
D788,672 S * 6/2017 Lee D12/209
D803,127 S * 11/2017 Weil D12/204
D837,714 S * 1/2019 Beaven D12/209

FOREIGN PATENT DOCUMENTS

EM 000854476-0002 3/2008
EM 000976881-0003 10/2008
EM 001693599-0006 6/2011
EM 001983032-0004 2/2012
EM 002370502-0001 3/2016

* cited by examiner

Primary Examiner — Stacia A Cadmus

(74) *Attorney, Agent, or Firm* — Crowell & Moring LLP



(57) **CLAIM**

The ornamental design for a vehicle wheel, toy vehicle wheel, and/or replicas thereof, as shown and described.

DESCRIPTION

FIG. 1 is a perspective view of a vehicle wheel, toy vehicle wheel, and/or replicas thereof according to the design; FIG. 2 is an additional perspective view thereof; FIG. 3 is an additional perspective view thereof; FIG. 4 is a front view thereof; FIG. 5 is a rear view thereof in a lighter gray scale, representing environmental features that form no part of the claimed design; and, FIG. 6 is a side view thereof.

1 Claim, 6 Drawing Sheets






Fig. 1




Fig. 2



Fig. 3




Fig. 4



Fig. 5




Fig. 6