



US00D860084S

(12) **United States Design Patent** (10) **Patent No.:** **US D860,084 S**  
**Kezha** (45) **Date of Patent:** **\*\* Sep. 17, 2019**

(54) **FRONT FENDER FOR A VEHICLE**  
(71) Applicant: **Bayerische Motoren Werke Aktiengesellschaft, Munich (DE)**  
(72) Inventor: **Alexey Kezha, Munich (DE)**  
(73) Assignee: **Bayerische Motoren Werke Aktiengesellschaft, Munich (DE)**

D807,261 S \* 1/2018 Zavatski ..... D12/184  
9,890,966 B2 \* 2/2018 Mueller ..... B62D 25/16  
D817,829 S \* 5/2018 Behmer ..... D12/184  
D820,751 S \* 6/2018 Luk ..... D12/184  
D823,741 S \* 7/2018 Kim ..... D12/169  
10,023,241 B2 \* 7/2018 Umemoto ..... B62D 25/161  
10,035,543 B2 \* 7/2018 Sato ..... B60J 5/0444

(Continued)

(\*\*) Term: **15 Years**  
(21) Appl. No.: **29/650,328**  
(22) Filed: **Jun. 6, 2018**

**FOREIGN PATENT DOCUMENTS**

WO WO DM/045904 11/1998  
WO WO DM/054296 2/2001

*Primary Examiner* — Susan Bennett Hattan  
*Assistant Examiner* — Suzanne E Tisdell  
(74) *Attorney, Agent, or Firm* — Crowell & Moring LLP

(30) **Foreign Application Priority Data**  
Dec. 13, 2017 (DE) ..... 40 2017 101 348  
(51) **LOC (12) Cl.** ..... **12-16**  
(52) **U.S. Cl.**  
USPC ..... **D12/184**  
(58) **Field of Classification Search**  
USPC ..... D12/114, 181, 184, 196; D15/28  
CPC ..... B62D 25/16; B62D 25/18  
See application file for complete search history.

(57) **CLAIM**

The ornamental design for a front fender for a vehicle, as shown and described.


**DESCRIPTION**

This application contains subject matter related to the following co-pending U.S. design patent applications: Application Ser. No. 29/650,325, filed herewith and entitled "Vehicle, Toy, and/or Replicas Thereof"; Application Ser. No. 29/650,333 filed herewith and entitled "Vehicle, Toy, and/or Replicas Thereof"; and Application Ser. No. 29/650,337, filed herewith and entitled "Vehicle, Toy, and/or Replicas Thereof".

FIG. 1 is a front view of a front fender for a vehicle according to the design;  
FIG. 2 is a left, front perspective view thereof;  
FIG. 3 is a right, front perspective view thereof;  
FIG. 4 is a left side view thereof;  
FIG. 5 is a right side view thereof;  
FIG. 6 is a top view thereof;  
FIG. 7 is a bottom view thereof; and,  
FIG. 8 is a rear view thereof.

(56) **References Cited**  
**U.S. PATENT DOCUMENTS**  
D416,842 S 11/1999 Gabath  
9,278,716 B1 \* 3/2016 Joseph ..... B62D 25/18  
D756,870 S \* 5/2016 Tsutamori ..... D12/184  
D758,935 S \* 6/2016 Platto ..... D12/184  
9,403,557 B1 \* 8/2016 Sharma ..... C21D 1/06  
9,487,238 B2 \* 11/2016 Iwano ..... B62D 25/025  
D775,031 S \* 12/2016 Frascella ..... D12/184  
D787,395 S \* 5/2017 Curic ..... D12/181  
9,669,876 B2 \* 6/2017 Iwano ..... B62D 25/04  
9,738,322 B2 \* 8/2017 Matthiessen ..... B62D 25/02  
D803,119 S \* 11/2017 Beermann ..... D12/184  
D803,741 S \* 11/2017 Tsubaki ..... D12/184  
D805,013 S \* 12/2017 Whitla ..... D12/181  
D806,622 S \* 1/2018 Granlund ..... D12/184

**1 Claim, 8 Drawing Sheets**



(56)

**References Cited**

U.S. PATENT DOCUMENTS

D826,811 S *	8/2018	Lim .....	D12/184
D827,527 S *	9/2018	Loeb .....	D12/184
D827,528 S *	9/2018	Gueler .....	D12/184
D827,529 S *	9/2018	Al Attar .....	D12/184
D828,254 S *	9/2018	Simm .....	D12/184
10,077,085 B2 *	9/2018	Pfaffelhuber .....	B62D 27/02

\* cited by examiner




Fig. 1




Fig. 2




Fig. 3




Fig. 4



Fig. 5




Fig. 6






Fig. 7

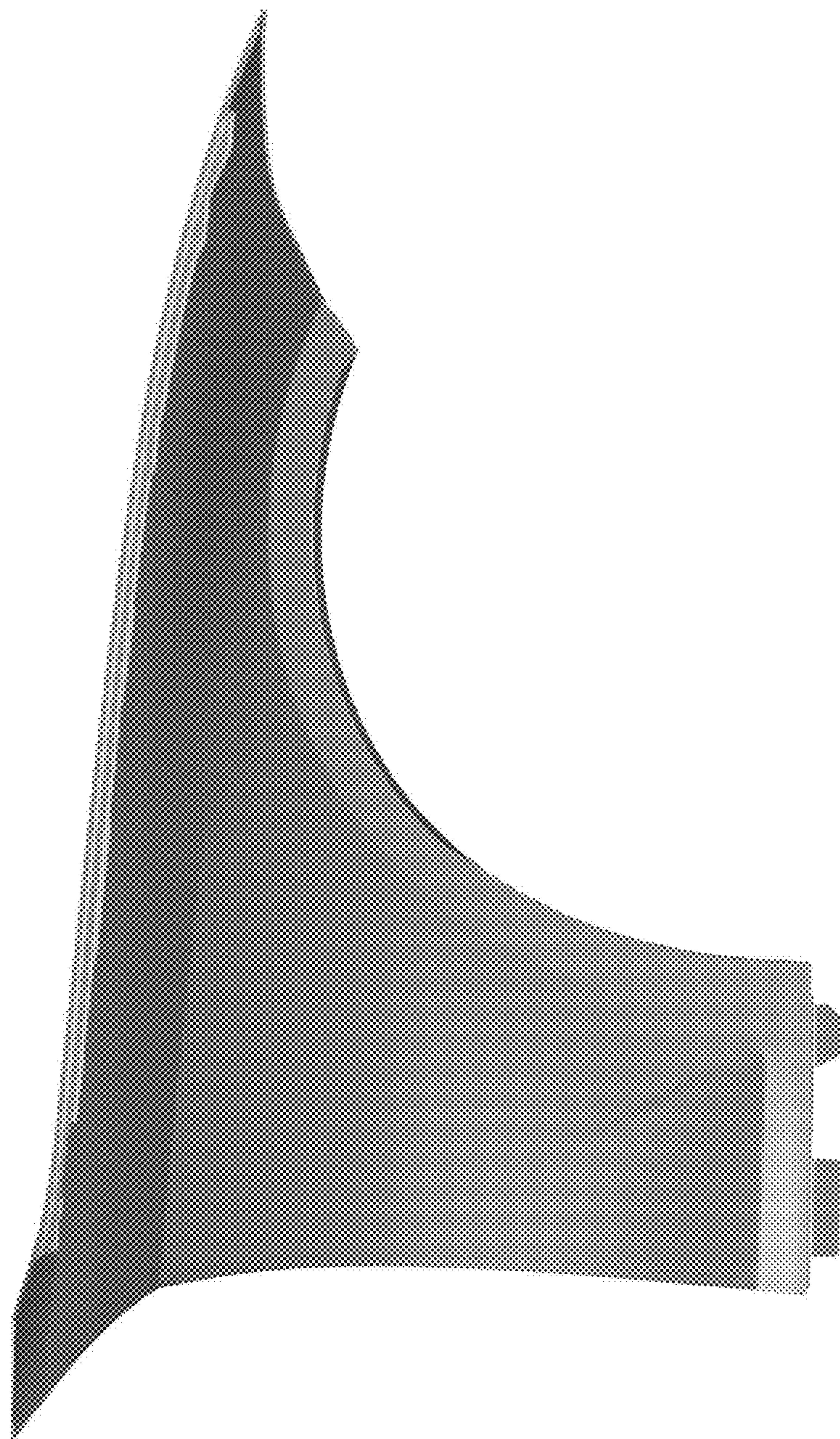


Fig. 8