



US00D860055S

(12) **United States Design Patent** (10) **Patent No.:** **US D860,055 S**
Taylor et al. (45) **Date of Patent:** **** Sep. 17, 2019**

(54) **VEHICLE, TOY, AND/OR REPLICAS THEREOF**

(71) Applicant: **Bayerische Motoren Werke Aktiengesellschaft, Munich (DE)**

(72) Inventors: **Giles Gradwell Taylor, Haimhausen (DE); Marcus Syring, Munich (DE)**

(73) Assignee: **Bayerische Motoren Werke Aktiengesellschaft, Munich (DE)**

(**) Term: **15 Years**

(21) Appl. No.: **29/653,298**

(22) Filed: **Jun. 14, 2018**

(30) **Foreign Application Priority Data**

Dec. 21, 2017 (DE) 40 2017 101 406

(51) **LOC (12) Cl.** **12-08**

(52) **U.S. Cl.**
USPC **D12/92**

(58) **Field of Classification Search**
USPC D12/86, 90-92; D21/424, 433, 434, 533;
296/181.1-181.5, 183.1
CPC B62D 25/00; B62D 25/06; B62D 33/00;
B62D 35/00
See application file for complete search history.

(56) **References Cited**

U.S. PATENT DOCUMENTS

D473,165 S 4/2003 Djordjevic
D511,483 S * 11/2005 Djordjevic D12/92

D558,642 S * 1/2008 van Braeckel D12/92
D623,989 S * 9/2010 Thurner D12/92
D717,212 S * 11/2014 Thurner D12/92
D780,069 S * 2/2017 Thurner D12/92
D823,725 S * 7/2018 Innes D12/92
D830,233 S * 10/2018 Taylor D12/92

FOREIGN PATENT DOCUMENTS

EM 002086223-0001 8/2012
EM 004014819-0001 5/2017
WO WO DM/061823 12/2002

* cited by examiner

Primary Examiner — Melody N Brown

(74) *Attorney, Agent, or Firm* — Crowell & Moring LLP

(57) **CLAIM**

The ornamental design for a vehicle, toy, and/or replicas thereof, as shown and described.

DESCRIPTION

This application contains subject matter related to the following co-pending U.S. design patent application:

Application Ser. No. 29/606,175, filed Jun. 2, 2017 and entitled "Vehicle, Toy, and/or Replicas Thereof."

FIG. 1 is a left, front perspective view of a vehicle, toy, and/or replicas thereof according to the design;

FIG. 2 is a left side view thereof;

FIG. 3 is a right side view thereof;

FIG. 4 is a right, rear perspective view thereof;

FIG. 5 is a front view thereof;

FIG. 6 is a rear view thereof; and,

FIG. 7 is a top view thereof.

1 Claim, 7 Drawing Sheets





Fig. 1

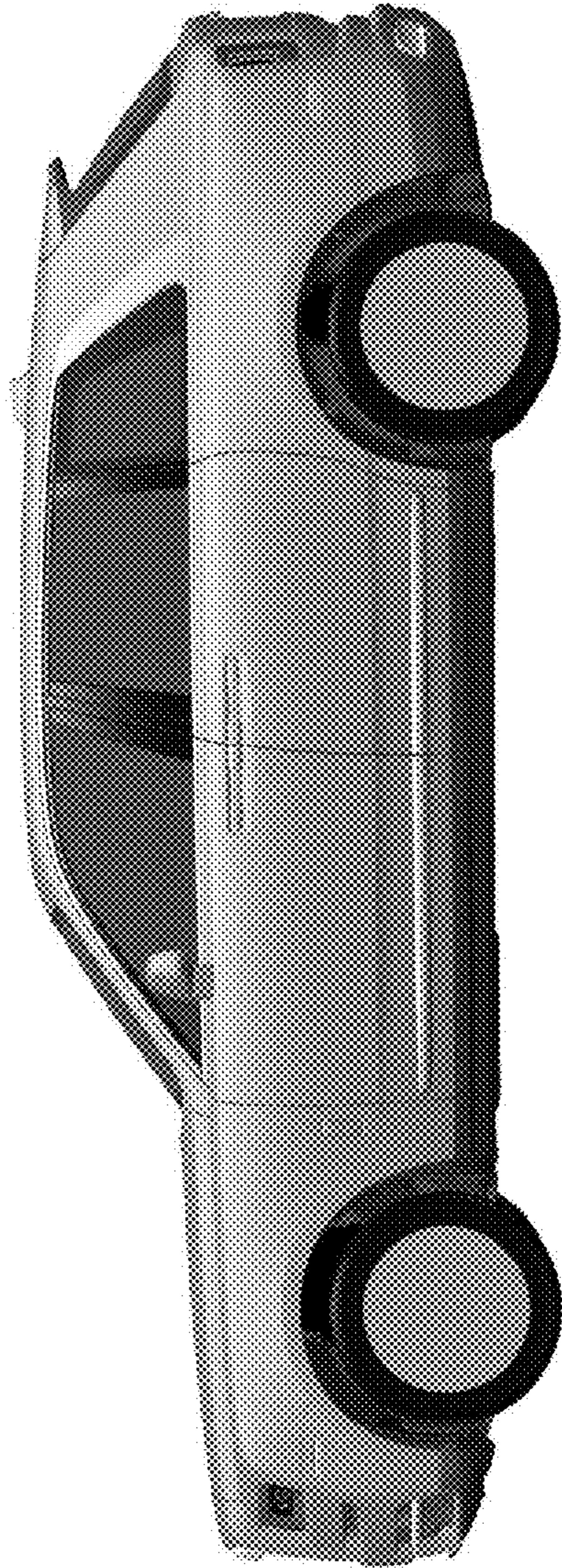


Fig. 2




Fig. 3



Fig. 4




Fig. 5



Fig. 6




Fig. 7