



US00D860052S

(12) **United States Design Patent** (10) **Patent No.:** **US D860,052 S**
Kezha (45) **Date of Patent:** **** Sep. 17, 2019**

(54) **VEHICLE, TOY, AND/OR REPLICAS THEREOF**

(71) Applicant: **Bayerische Motoren Werke Aktiengesellschaft, Munich (DE)**

(72) Inventor: **Alexey Kezha, Munich (DE)**

(73) Assignee: **Bayerische Motoren Werke Aktiengesellschaft, Munich (DE)**

(**) Term: **15 Years**

(21) Appl. No.: **29/650,325**

(22) Filed: **Jun. 6, 2018**

(30) **Foreign Application Priority Data**

Dec. 13, 2017 (DE) 40 2017 101 348

(51) **LOC (12) Cl.** **12-08**

(52) **U.S. Cl.**
USPC **D12/92**

(58) **Field of Classification Search**
USPC D12/86, 90-92, 164, 196, 163;
296/181.1-181.5
CPC B62D 25/00; B62D 25/06; B62D 33/00;
B62D 35/00
See application file for complete search history.

(56) **References Cited**

U.S. PATENT DOCUMENTS

D483,298 S * 12/2003 van Hooydonk D12/92
D500,709 S * 1/2005 van Hooydonk D12/92
D605,085 S * 12/2009 Weil D12/92

(Continued)

FOREIGN PATENT DOCUMENTS

EM 001985441-0001 8/2012

Primary Examiner — Melody N Brown

(74) *Attorney, Agent, or Firm* — Crowell & Moring LLP

(57) **CLAIM**

The ornamental design for a vehicle, toy, and/or replicas thereof, as shown and described.

DESCRIPTION

This application contains subject matter related to the following co-pending U.S. design patent applications: Application Ser. No. 29/650,326, filed herewith and entitled "Hood for a Vehicle"; Application Ser. No. 29/650,327, filed herewith and entitled "Front Bumper for a Vehicle"; Application Ser. No. 29/650,328, filed herewith and entitled "Front Fender for a Vehicle"; Application Ser. No. 29/650,329, filed herewith and entitled "Rear Fender for a Vehicle"; Application Ser. No. 29/650,330, filed herewith and entitled "Trunk Lid for a Vehicle"; Application Ser. No. 29/650,331, filed herewith and entitled "Rear Bumper for a Vehicle"; Application Ser. No. 29/650,332, filed herewith and entitled "Radiator Grille for a Vehicle"; Application Ser. No. 29/650,333, filed herewith and entitled "Vehicle, Toy, and/or Replicas Thereof"; Application Ser. No. 29/650,337, filed herewith and entitled "Vehicle, Toy, and/or Replicas Thereof"; Application Ser. No. 29/650,342, filed herewith and entitled "Headlight for a Vehicle"; Application Ser. No. 29/650,345, filed herewith and entitled "Taillight for a Vehicle"; and Application Ser. No. 29/650,347, filed herewith and entitled "Taillight for a Vehicle".

FIG. 1 is a left, front perspective view of a vehicle, toy, and/or replicas thereof according to the design; FIG. 2 is a left side view thereof; FIG. 3 is a right side view thereof; FIG. 4 is a right, rear perspective view thereof; FIG. 5 is a front view thereof; FIG. 6 is a rear view thereof; and, FIG. 7 is a top view thereof.

1 Claim, 7 Drawing Sheets



(56)

References Cited

U.S. PATENT DOCUMENTS

D620,843	S	*	8/2010	Froehlich	D12/92
D638,753	S	*	5/2011	Faghihzadeh	D12/92
D638,754	S	*	5/2011	Faghihzadeh	D12/92
D686,534	S	*	7/2013	Weil	D12/92
D710,760	S	*	8/2014	Johnson	D12/91
D716,187	S	*	10/2014	Beermann	D12/92
D716,189	S	*	10/2014	Nordmann	D12/92
D727,796	S	*	4/2015	Weil	D12/92
D727,797	S	*	4/2015	Weil	D12/92
D728,429	S	*	5/2015	Nissl	D12/92
D738,787	S	*	9/2015	Clottu	D12/92
D740,175	S	*	10/2015	Bischoff	D12/88
D742,283	S	*	11/2015	Forsgren	D12/92
D743,846	S	*	11/2015	Guille	D12/92
D757,607	S	*	5/2016	Nissl	D12/91
D759,543	S	*	6/2016	Nissl	D12/92
D761,693	S	*	7/2016	Lian	D12/91
D761,695	S	*	7/2016	Faghihzadeh	D12/92
D762,524	S	*	8/2016	Luk	D12/91
D764,979	S	*	8/2016	Faghihzadeh	D12/92
D774,416	S	*	12/2016	Perini	D12/88
D776,005	S	*	1/2017	Forschner	D12/91
D787,377	S	*	5/2017	Al Attar	D12/92
D787,986	S	*	5/2017	Kang	D12/88
D803,100	S	*	11/2017	Forschner	D12/92
D813,726	S	*	3/2018	Tanghe	D12/91
D813,727	S		3/2018	Beermann		
D821,921	S	*	7/2018	Scully	D12/92
D835,007	S	*	12/2018	Schneider	D12/92
D836,031	S	*	12/2018	Lim	D12/92

* cited by examiner



Fig. 1

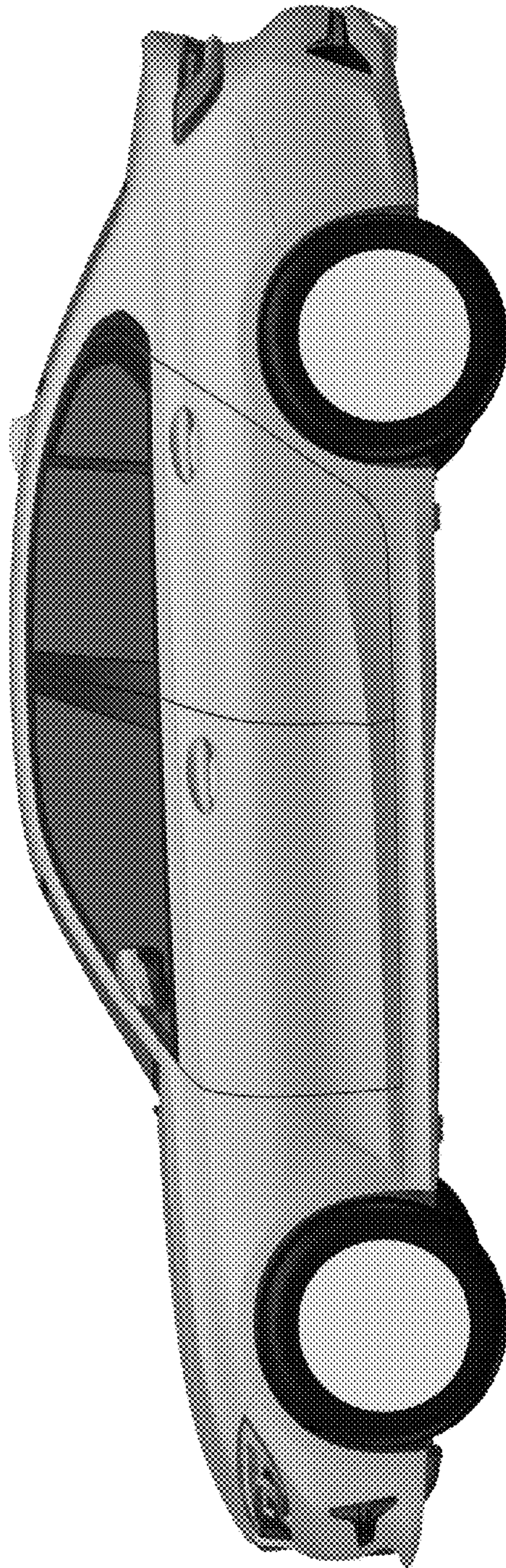


Fig. 2




Fig. 3




Fig. 4




Fig. 5




Fig. 6



Fig. 7