

US00D860042S

(12) **United States Design Patent** (10) **Patent No.:** **US D860,042 S**
Stephens (45) **Date of Patent:** **** Sep. 17, 2019**

(54) **FLAG AND FLAGPOLE COMBINATION**
(71) Applicant: **Scott Stephens**, Arlington, TX (US)
(72) Inventor: **Scott Stephens**, Arlington, TX (US)
(**) Term: **15 Years**
(21) Appl. No.: **29/638,863**
(22) Filed: **Mar. 1, 2018**
(51) **LOC (12) Cl.** **11-05**
(52) **U.S. Cl.**
USPC **D11/180**
(58) **Field of Classification Search**
USPC D11/165, 166, 180, 181, 182, 183;
D8/373, 376, 380, 391; D20/16, 17, 28,
D20/41-43; D21/840; D22/103, 142;
D24/228
CPC G09F 17/00; G09F 2017/00; G09F
2017/0066; G09F 2017/0075; G09F
2017/005; G09F 2017/0008
See application file for complete search history.

1,631,567 A * 6/1927 Walton E04H 12/32
116/173
D88,912 S * 1/1933 Guyn D11/166
2,255,352 A * 9/1941 Greenquist G10G 7/00
116/173
2,427,047 A * 9/1947 Ellis G09F 17/00
116/173
2,799,240 A * 7/1957 Andrews E04H 12/32
116/174
3,242,901 A * 3/1966 Olson G09F 17/00
116/173
5,291,849 A * 3/1994 Zeitler G09F 17/00
116/173
D464,912 S * 10/2002 Powell D11/166
D702,443 S * 4/2014 Boyle D5/41
2007/0246626 A1 * 10/2007 Reynolds G09F 17/00
248/281.11
2008/0013306 A1 * 1/2008 Guilmette G09F 13/02
362/183
2013/0250559 A1 * 9/2013 Hawkins F21V 33/008
362/183

* cited by examiner

Primary Examiner — Karen S Acker
(74) *Attorney, Agent, or Firm* — Eldredge Law Firm,
LLC; Richard Eldredge

(56) **References Cited**

U.S. PATENT DOCUMENTS

D29,607 S * 11/1898 Peterson D5/41
D52,378 S * 9/1918 Agan D11/178
D52,411 S * 9/1918 Spaulding D11/180
1,280,078 A * 9/1918 Papy et al. G09F 17/00
116/173
D53,298 S * 5/1919 Gramlich D11/178
1,303,623 A * 5/1919 Wilson G09F 17/00
116/173
D54,334 S * 12/1919 Samuel D11/166
D54,750 S * 3/1920 Johnson D11/180
D55,275 S * 5/1920 Ivy D11/178
D60,813 S * 4/1922 Ragsdale D11/166
D60,934 S * 5/1922 Cannon D11/178


(57) **CLAIM**

The ornamental design for a flag and flagpole combination,
as shown and described.

DESCRIPTION

FIG. 1 is a front view of a flag and flagpole combination
according to the present invention.
FIG. 2 is a left side view, thereof.
FIG. 3 is a right side view, thereof.
FIG. 4 is a top view thereof; and,
FIG. 5 is a bottom view, thereof.

1 Claim, 1 Drawing Sheet



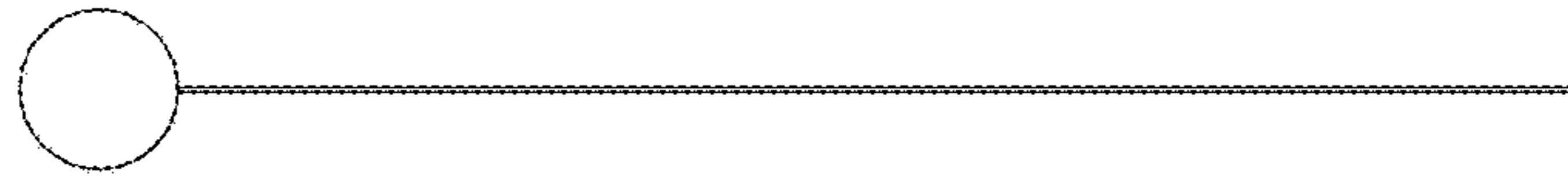


FIG. 4

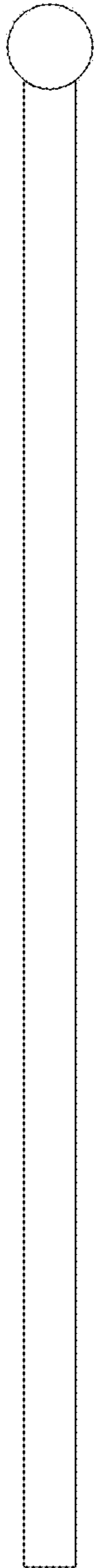


FIG. 2




FIG. 1

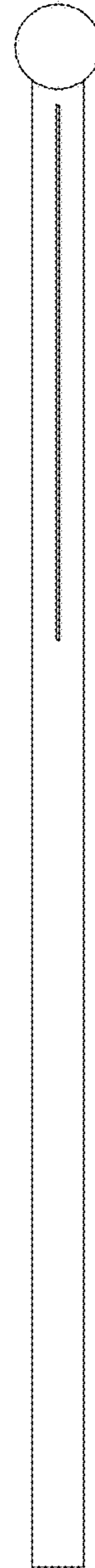


FIG. 3

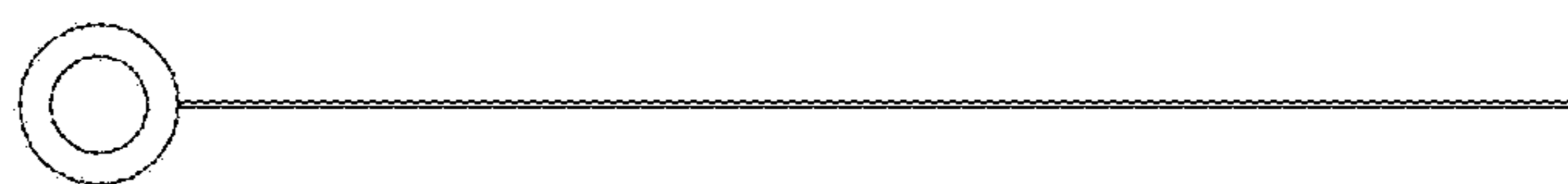


FIG. 5