



US00D860034S

(12) **United States Design Patent** (10) **Patent No.:** **US D860,034 S**
Herz (45) **Date of Patent:** **** Sep. 17, 2019**

(54) **WATCH BAND**

(71) Applicant: **Scott Austin Herz**, Austin, TX (US)

(72) Inventor: **Scott Austin Herz**, Austin, TX (US)

(73) Assignee: **Natowatchbands.com, LLC**, Austin, TX (US)

(**) Term: **15 Years**

(21) Appl. No.: **29/634,731**

(22) Filed: **Jan. 24, 2018**

(51) **LOC (12) Cl.** **11-01**

(52) **U.S. Cl.**
USPC **D11/3**

(58) **Field of Classification Search**
USPC D11/1-6, 13-20; D10/31, 32, 38, 70;
D14/344
CPC A44C 11/00; A44C 11/002; A44C 11/005;
A44C 11/007; A44C 5/00; A44C 5/02;
A44C 5/022; A44C 5/025; A44C 5/027;
A44C 5/04; A44C 5/06; A44C 5/08;
A44C 5/10; A44C 5/102; A44C 5/105;
A44C 5/107; A44C 5/14; A44C 5/142;
A44C 5/145; A44C 5/147; A44C 5/16;
A44C 5/0053; A44C 5/0061; A44C
5/0069; A44C 5/0076

See application file for complete search history.

(56) **References Cited**

U.S. PATENT DOCUMENTS

D214,810 S * 7/1969 Gandelman D11/3
D310,035 S * 8/1990 Braun D10/32
D324,340 S * 3/1992 Houlihan D10/32
D324,341 S * 3/1992 Houlihan D10/32
D345,926 S * 4/1994 Houlihan D10/32
D378,807 S * 4/1997 Houlihan D11/3
D379,940 S * 6/1997 Riley D11/3
D391,882 S * 3/1998 Roales D11/3
D391,883 S * 3/1998 Close D11/3
D395,244 S * 6/1998 Riley D10/32

D401,181 S * 11/1998 Houlihan D11/3
D469,030 S * 1/2003 Krakoff D11/5
D562,724 S * 2/2008 Lalo D10/32
D563,256 S * 3/2008 Borraccino D10/32
D589,373 S * 3/2009 Chen D10/32
D599,681 S * 9/2009 Chen D10/32
D724,556 S * 3/2015 Choi D10/32
D779,989 S * 2/2017 Lee D10/70

(Continued)

OTHER PUBLICATIONS

Black Top / Pumpkin Orange Bottom | Elite Silicone, Barton Watch bands, online. Site visited Apr. 8, 2019. Site URL:<“https://www.bartonwatchbands.com/collections/elite-silicone-quick-release/products/black-top-pumpkin-orange-bottom-elite-silicone”> (Year: 2019).*

Primary Examiner — Cynthia Ramirez

Assistant Examiner — L. Martinez

(74) *Attorney, Agent, or Firm* — Brian F. Russell; Russell Ng PLLC

(57) **CLAIM**

The ornamental design for a watch band, as shown and described.

DESCRIPTION

FIG. 1 is an isometric view of a watch band showing my new design;

FIG. 2 is a top plan view of the watch band;

FIG. 3 is a left side elevation view of the watch band, the right side elevation view being identical thereto;

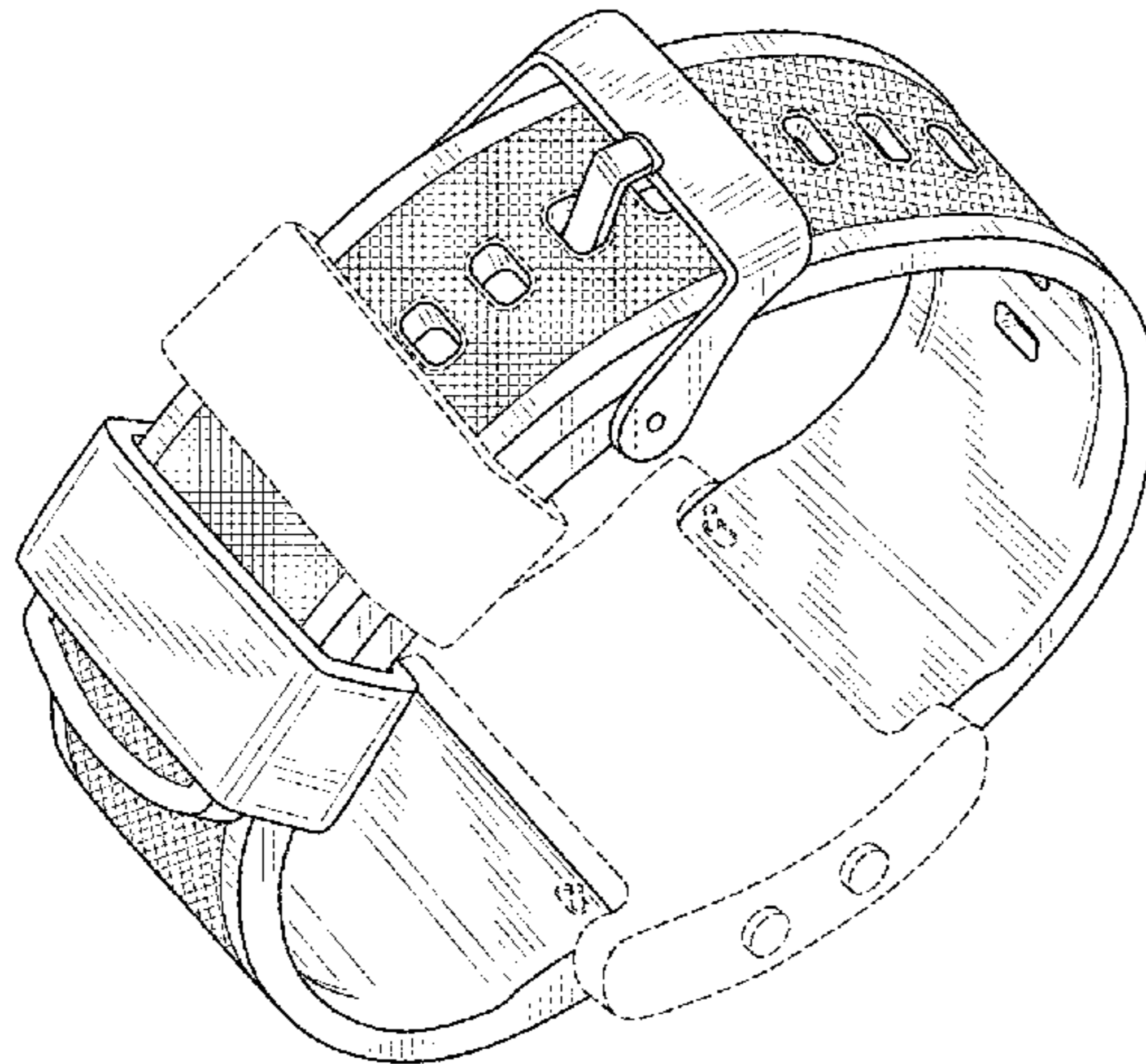
FIG. 4 is a bottom plan view of the watch band;

FIG. 5 is a front elevation view of the watch band; and,

FIG. 6 is a back elevation view of the watch band.

The broken lines in FIG. 1 showing a watch merely represent environmental subject matter only and form no part of the claimed design. The other broken lines in the drawings illustrate portions of the watch band that form no part of the claimed design.

1 Claim, 3 Drawing Sheets



(56)

References Cited

U.S. PATENT DOCUMENTS

D790,994 S * 7/2017 Nielsen D10/39
D802,467 S * 11/2017 Novak D11/3
D821,247 S * 6/2018 Lean D11/3
D822,526 S * 7/2018 Lean D11/3
D829,123 S * 9/2018 Nielsen D11/3
D834,439 S * 11/2018 Monachon D11/3
2009/0274015 A1* 11/2009 Sun A44C 5/0053
368/282
2018/0188772 A1* 7/2018 Lee A44C 5/14

* cited by examiner

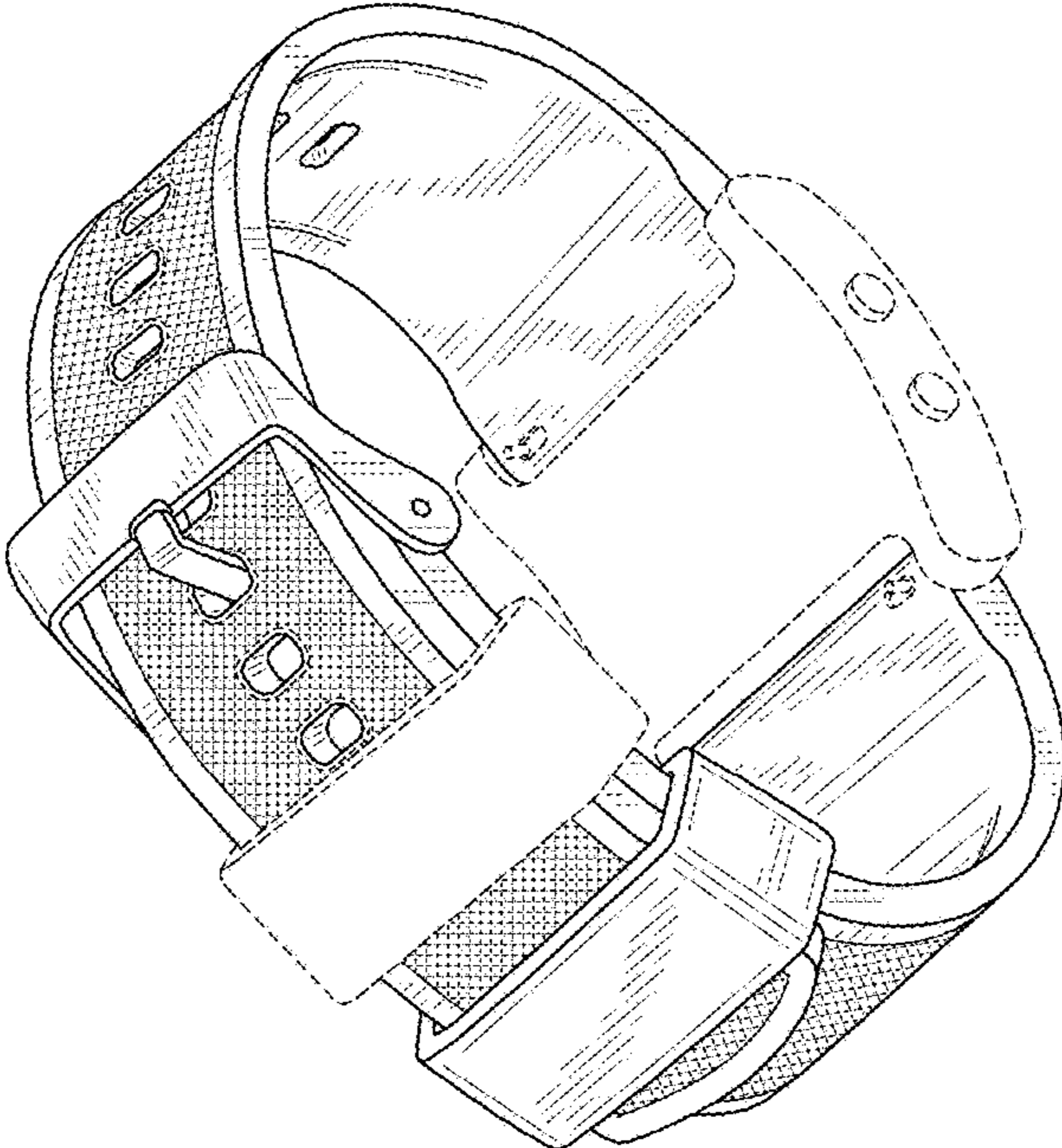


FIG. 1

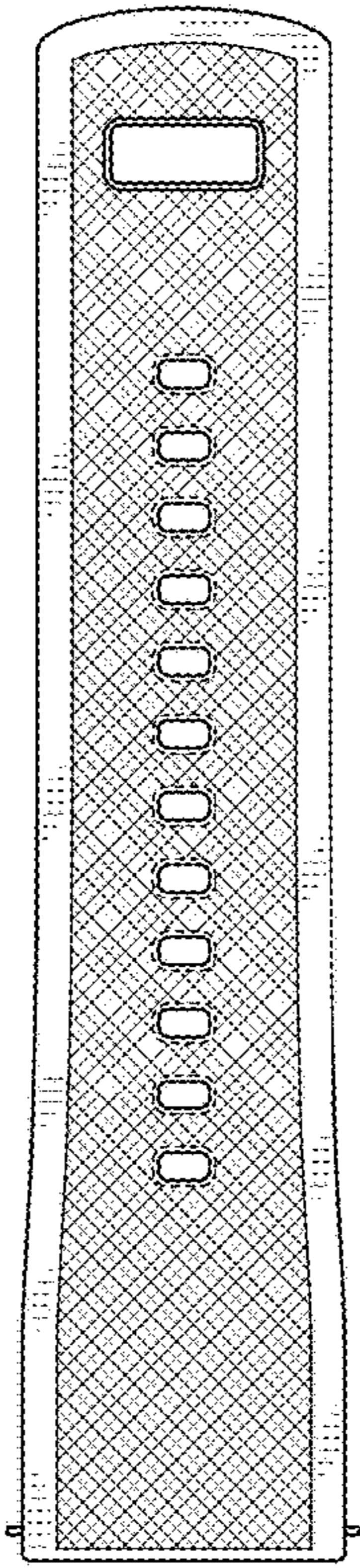
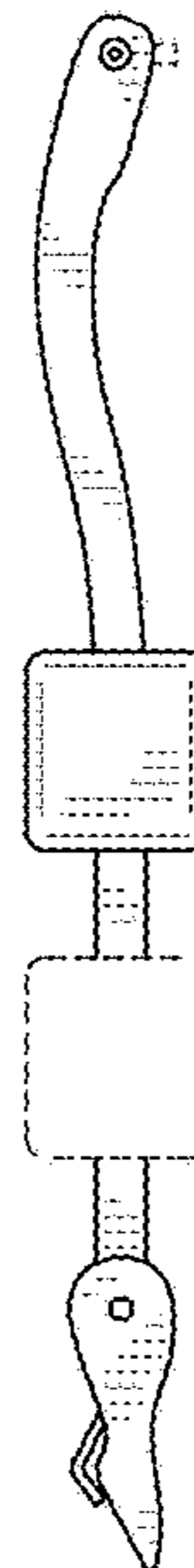
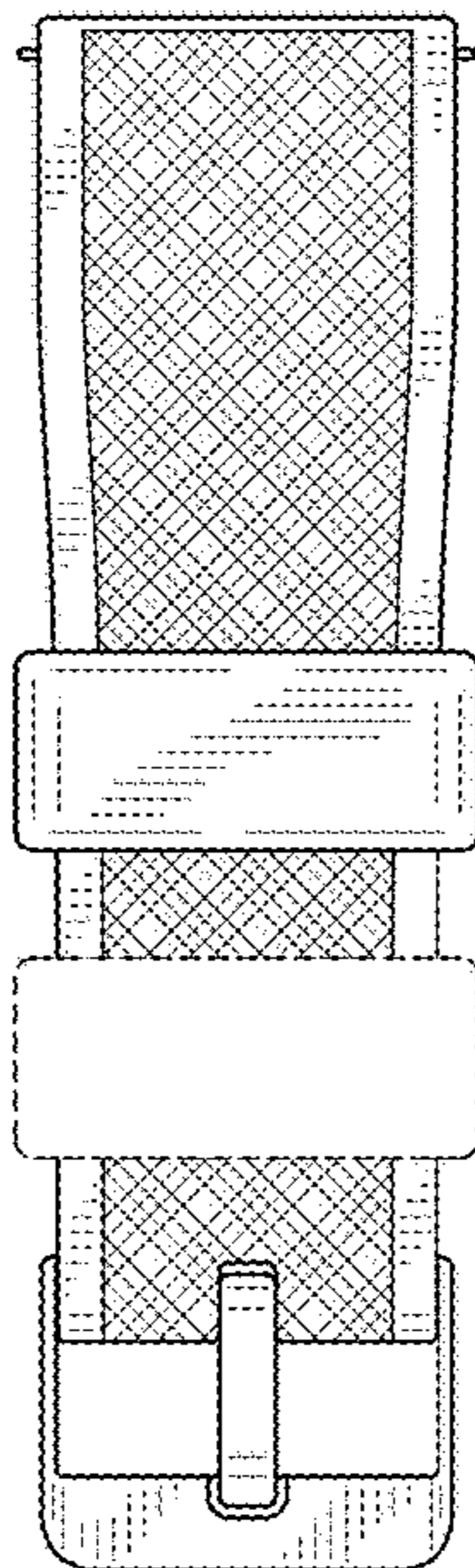


FIG. 2



FIG. 3



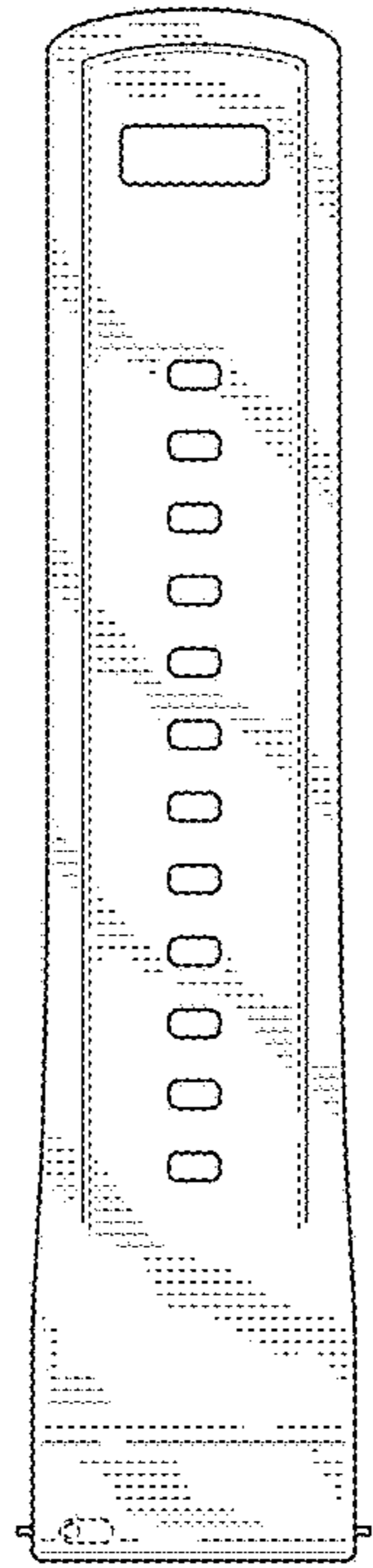


FIG. 4

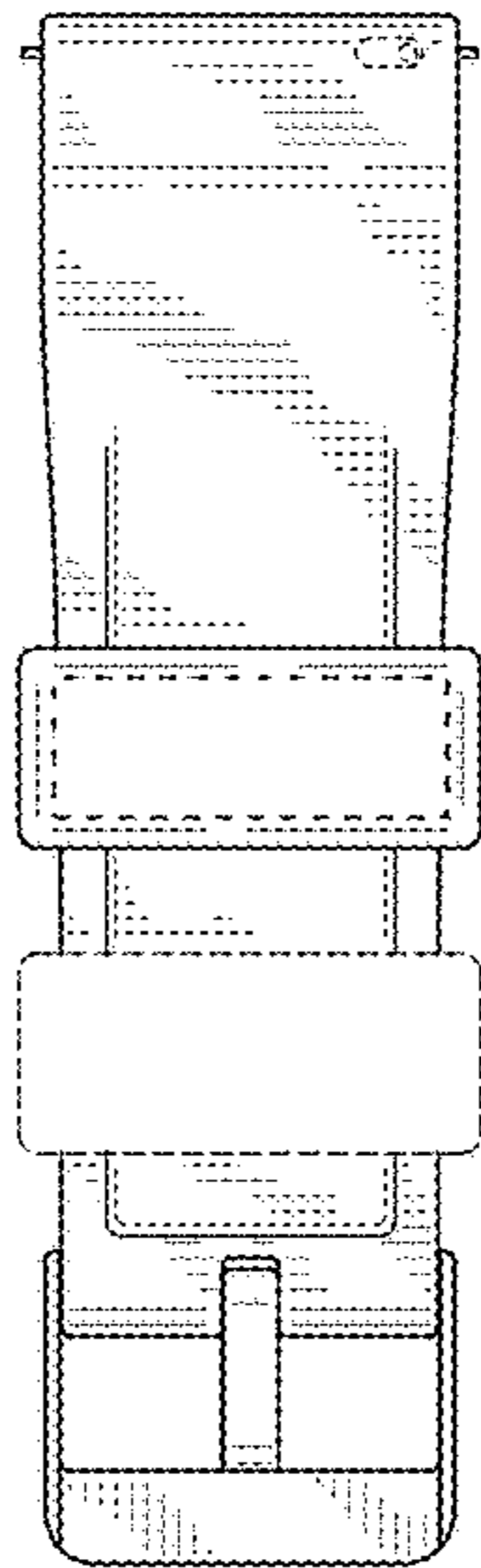


FIG. 5




FIG. 6