



US00D860032S

(12) **United States Design Patent** (10) **Patent No.:** **US D860,032 S**  
**Schetter** (45) **Date of Patent:** **\*\* Sep. 17, 2019**

(54) **WATCH DIAL** D673,870 S \* 1/2013 de Haas ..... D10/126  
D693,244 S \* 11/2013 Duport ..... D10/39  
(71) Applicant: **Lange Uhren GmbH**, Glashutte (DE) D726,557 S \* 4/2015 Lasserre ..... D10/39  
D768,018 S \* 10/2016 Lasserre ..... D10/126  
(72) Inventor: **Martin Schetter**, Schaffhausen (CH) D768,525 S \* 10/2016 Calvani ..... D10/126  
D768,527 S \* 10/2016 Monachon ..... D10/126  
(73) Assignee: **Lange Uhren GmbH**, Glashutte (DE) D794,489 S \* 8/2017 Lasserre ..... D10/123  
2011/0063953 A1 \* 3/2011 Hasegawa ..... G04C 3/143  
368/80  
(\*\*) Term: **15 Years** (Continued)

(21) Appl. No.: **29/651,247**  
(22) Filed: **Jul. 23, 2018**

**FOREIGN PATENT DOCUMENTS**

CN 207366951 \* 5/2018

**Related U.S. Application Data**

*Primary Examiner* — Sheryl Lane

*Assistant Examiner* — Calvin E Vansant

(63) Continuation-in-part of application No. 29/571,406,  
filed on Jul. 18, 2016, now abandoned.

(74) *Attorney, Agent, or Firm* — Taft Stettinius &  
Hollister LLP

(30) **Foreign Application Priority Data**

(57) **CLAIM**

Jan. 18, 2016 (WO) ..... 951482501

The ornamental design for a watch dial, as shown and  
described.

(51) **LOC (12) Cl.** ..... **10-07**

**DESCRIPTION**

(52) **U.S. Cl.**

USPC ..... **D10/126**

(58) **Field of Classification Search**

USPC ..... D10/1–39, 122–132

CPC ..... G04B 17/00; G04B 17/02; G04B 17/005;

G04B 17/285; G04B 37/00; G04B 37/00;

G04B 37/0058; G04B 45/00; G04B

45/02; G04B 45/038; G04B 45/0069;

G04B 45/0076; G04B 29/00

See application file for complete search history.

FIG. 1 is a front elevational view of a watch dial showing my  
new design;

FIG. 2 is a back elevational view thereof;

FIG. 3 is a side elevational view thereof; and,

FIG. 4 is a front, right side perspective view thereof.

The claimed design of the watch dial includes a planar front  
surface having two-dimensional hour and minute indicia  
printed about an outer perimeter and two-dimensional indi-  
cia printed about a perimeter of the moon dial region to  
provide a two-dimensional ornamental pattern, two square-  
shaped features recessed slightly below the planar front  
surface, a crescent-shaped feature recessed slightly below  
the planar front surface in the moon dial region, and a dual  
arc-shaped feature recessed slightly below the crescent-  
shaped feature in the moon dial region.

(56) **References Cited**

**U.S. PATENT DOCUMENTS**

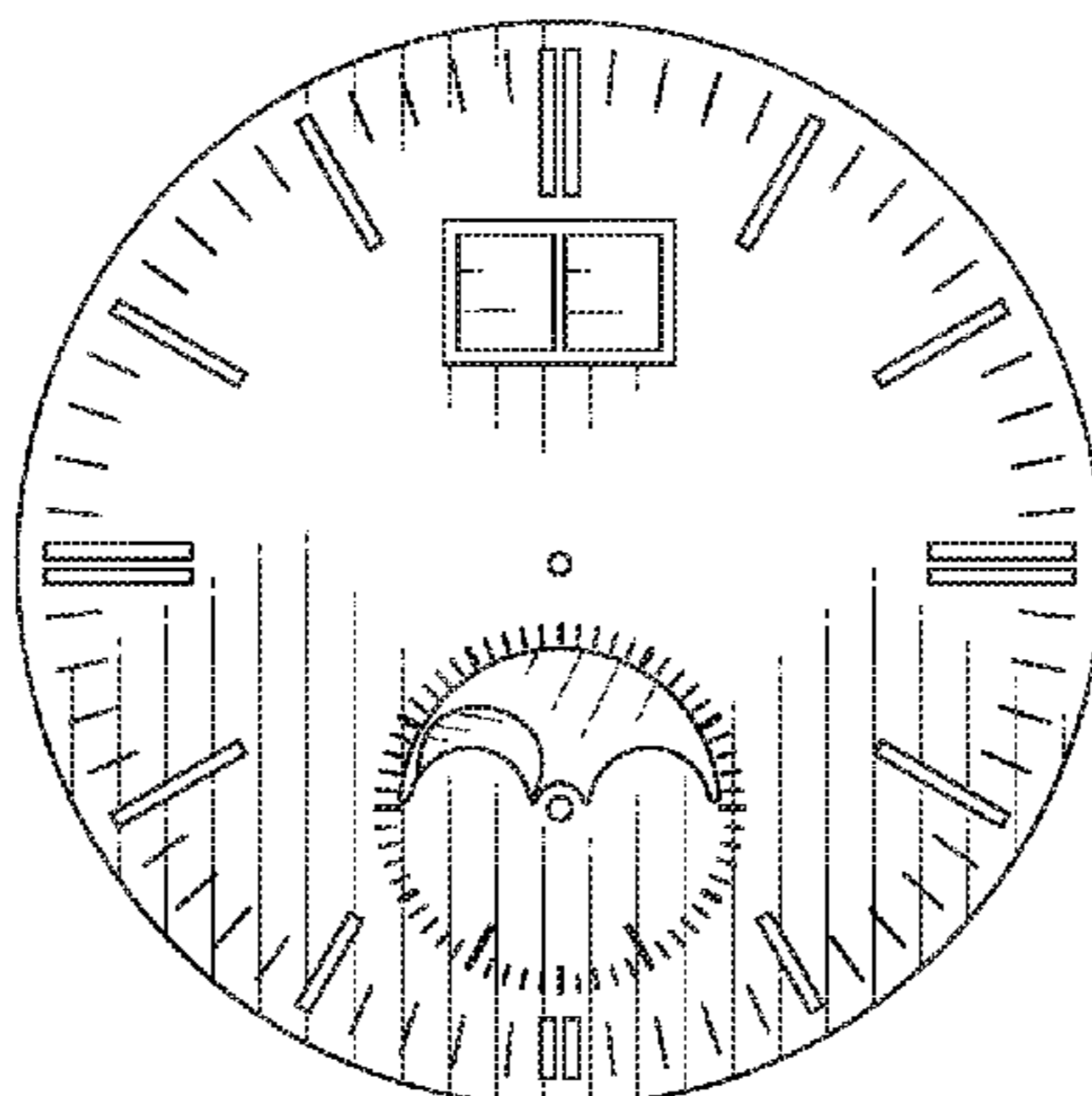
7,027,360 B2 \* 4/2006 Kitahara ..... G04C 17/0066  
368/28

D555,516 S \* 11/2007 Sugiura ..... D10/31

D578,920 S \* 10/2008 Behling ..... D10/126

D592,080 S \* 5/2009 Mijatovic ..... D10/39

**1 Claim, 1 Drawing Sheet**



(56)

**References Cited**

U.S. PATENT DOCUMENTS

2015/0185703 A1\* 7/2015 Tanaka ..... G04G 99/006  
368/239

\* cited by examiner

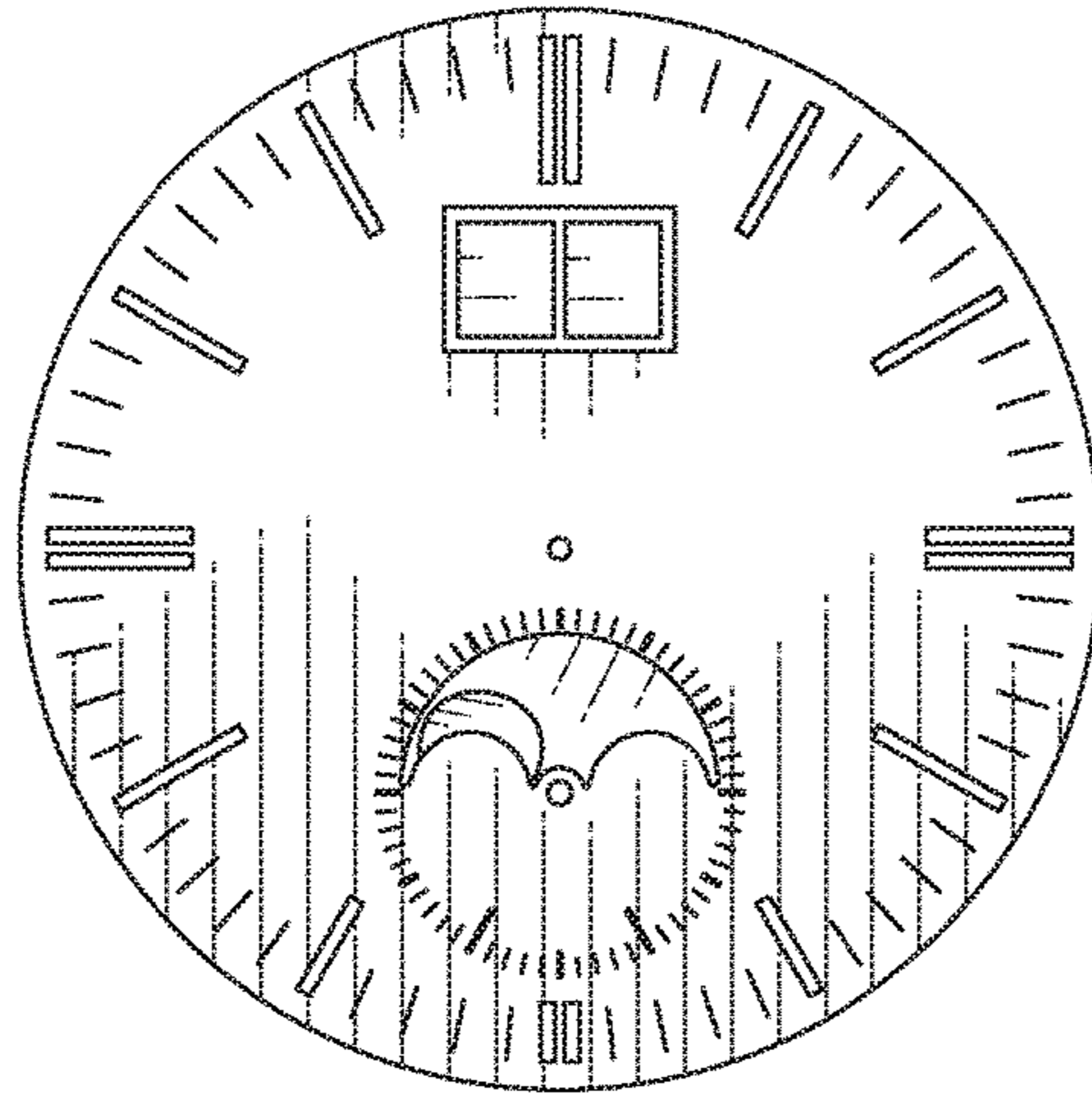


Fig. 1



Fig. 2

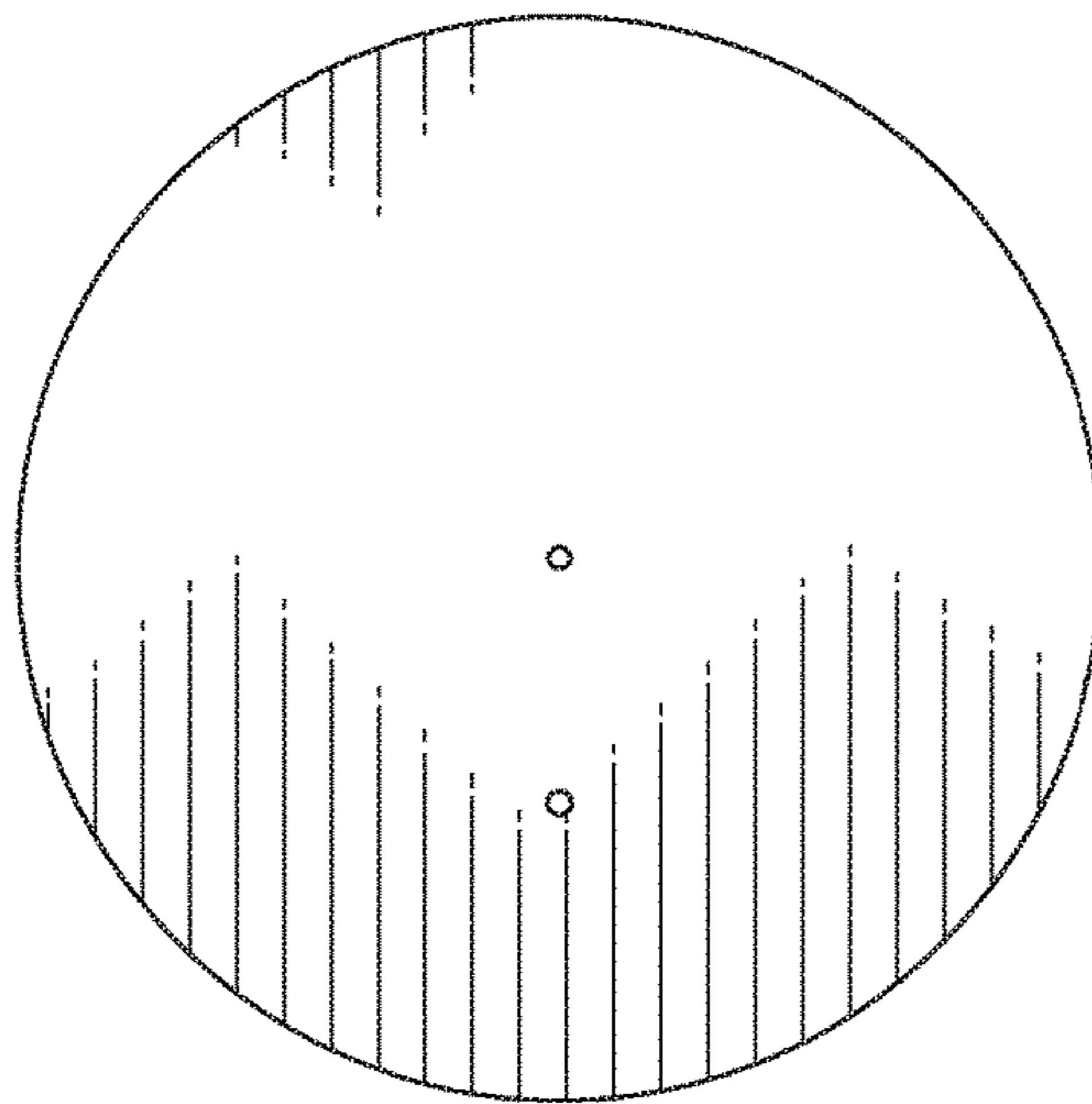


Fig. 3

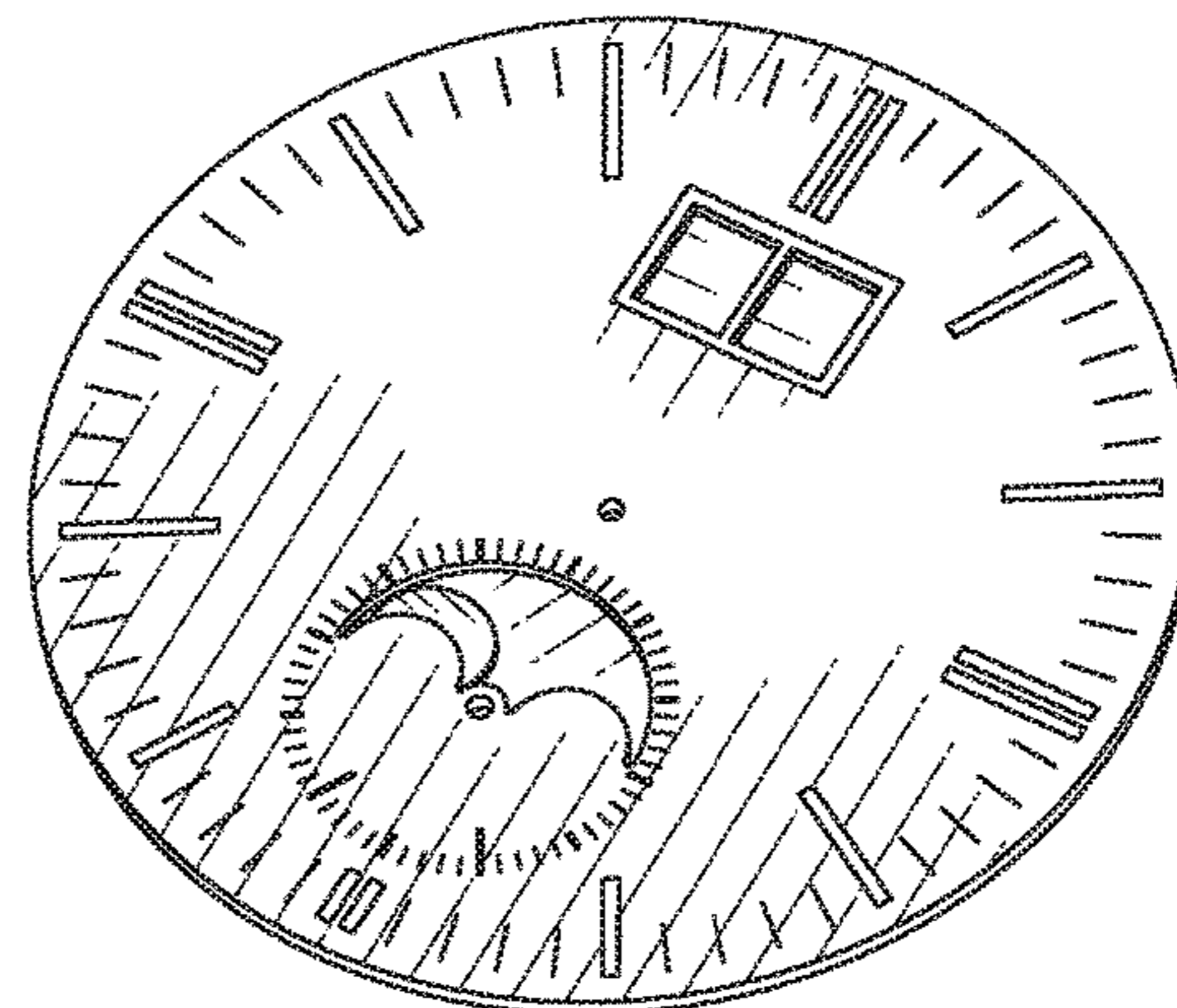


Fig. 4