



US00D860019S

(12) **United States Design Patent** (10) **Patent No.:** **US D860,019 S**  
**Broadfield** (45) **Date of Patent:** **\*\* Sep. 17, 2019**

(54) **TYRE PRESSURE SENSOR**  
(71) Applicant: **iTireAir Ltd**, Staffordshire (GB)  
(72) Inventor: **Gary Broadfield**, Staffordshire (GB)  
(73) Assignee: **iTireAir Ltd**, Staffordshire (GB)  
(\*\*) Term: **15 Years**

D567,126 S \* 4/2008 Zheng ..... D10/86  
D606,892 S \* 12/2009 Zheng ..... D10/85  
7,775,097 B1 \* 8/2010 Huang ..... B60C 23/0496  
73/146.3  
9,802,447 B2 \* 10/2017 Petrucelli ..... B60C 23/006

\* cited by examiner

*Primary Examiner* — Antoine Duval Davis  
(74) *Attorney, Agent, or Firm* — Lee & Hayes, P.C.

(21) Appl. No.: **29/645,063**  
(22) Filed: **Apr. 23, 2018**

(57) **CLAIM**  
The ornamental design for a tyre pressure sensor, as shown and described.

(30) **Foreign Application Priority Data**

**DESCRIPTION**

Oct. 23, 2017 (EP) ..... 004417491-0002  
(51) **LOC (12) Cl.** ..... **10-04**  
(52) **U.S. Cl.**  
USPC ..... **D10/86**  
(58) **Field of Classification Search**  
USPC ..... D10/86  
CPC ..... B60C 23/0008; B60C 23/0496; B60C  
23/0408; B60C 23/0494; G01M 17/02;  
G01L 7/043; G01L 7/00-7/24; G01L  
13/00-13/06; G01L 15/00; G01L  
17/00-17/005; G01L 19/00-19/16; G01L  
23/00-23/32; G01L 27/00-23/02; G05D  
16/00-16/2093; G05D 7/00-7/0694;  
G05D 11/00-11/16; G05D 13/00-13/66;  
G05D 23/00-23/32

FIG. 1 is a top perspective view of a tyre pressure sensor. The top perspective view includes disclaimed environment (e.g., a valve stem). FIG. 2 is a front view of the tyre pressure sensor. A back view, a left-side view, and a right side-view of the tyre pressure sensor are omitted since each is identical to the front view of the tyre pressure sensor. FIG. 3 is a top view of the tyre pressure sensor of FIG. 1; and, FIG. 4 is a bottom view of the tyre pressure sensor of FIG. 1.

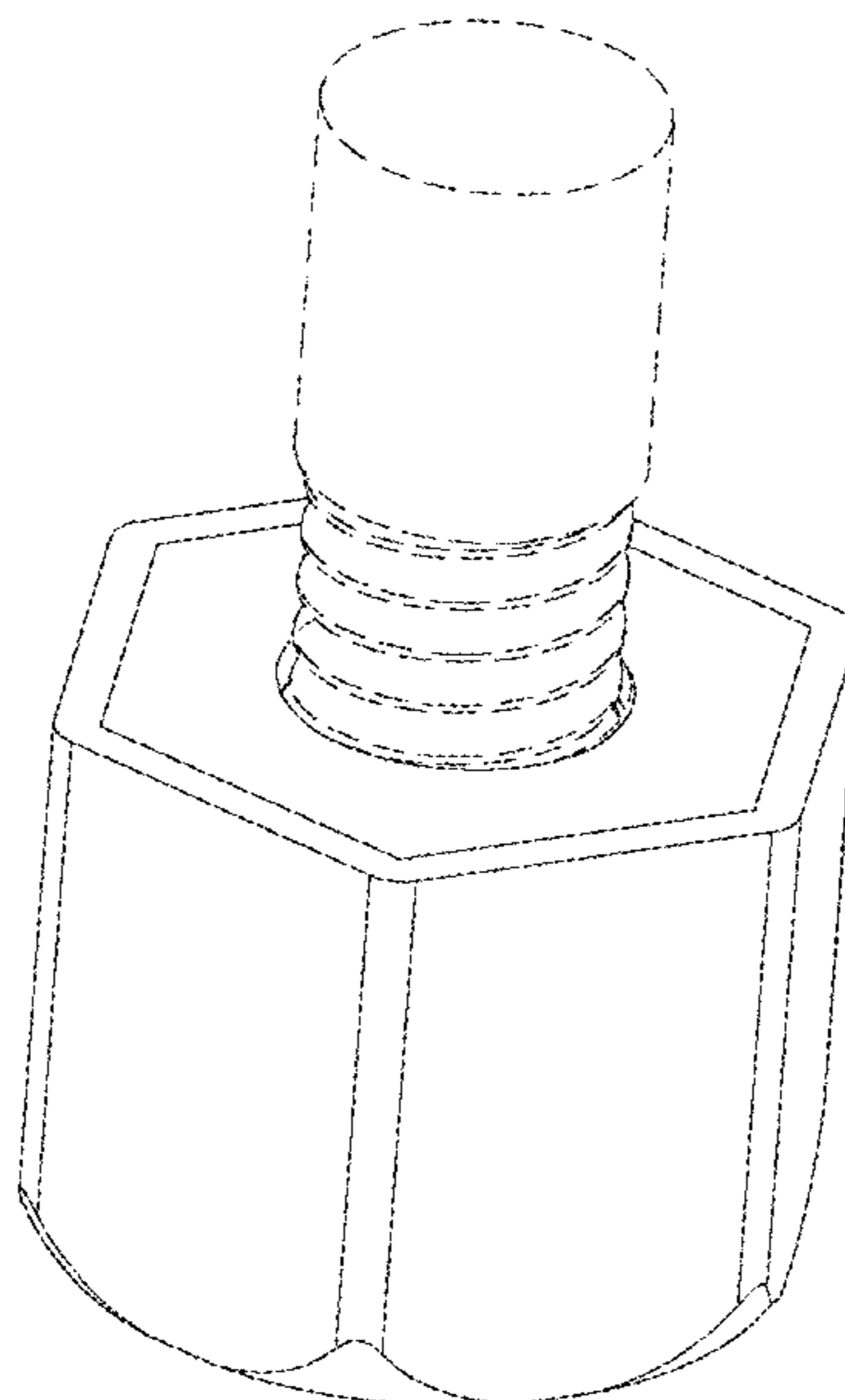
See application file for complete search history.

The broken lines represent environment of the tyre pressure sensor which form no part of the claimed design. The Applicant reserves the right to add contour lines and surface shading during the course of prosecution and/or in one or more continuation applications. The Applicant reserves the right to convert some or all of the broken lines to solid lines or solid lines to broken lines during the course of prosecution and/or in one or more continuation applications, since the figures convey that the inventor had possession of the features shown in broken and solid lines as of the date of filing.

(56) **References Cited**  
U.S. PATENT DOCUMENTS

D366,845 S \* 2/1996 Handfield ..... D10/83  
7,251,994 B2 \* 8/2007 Maldonado ..... B60C 23/0496  
73/146

**1 Claim, 4 Drawing Sheets**



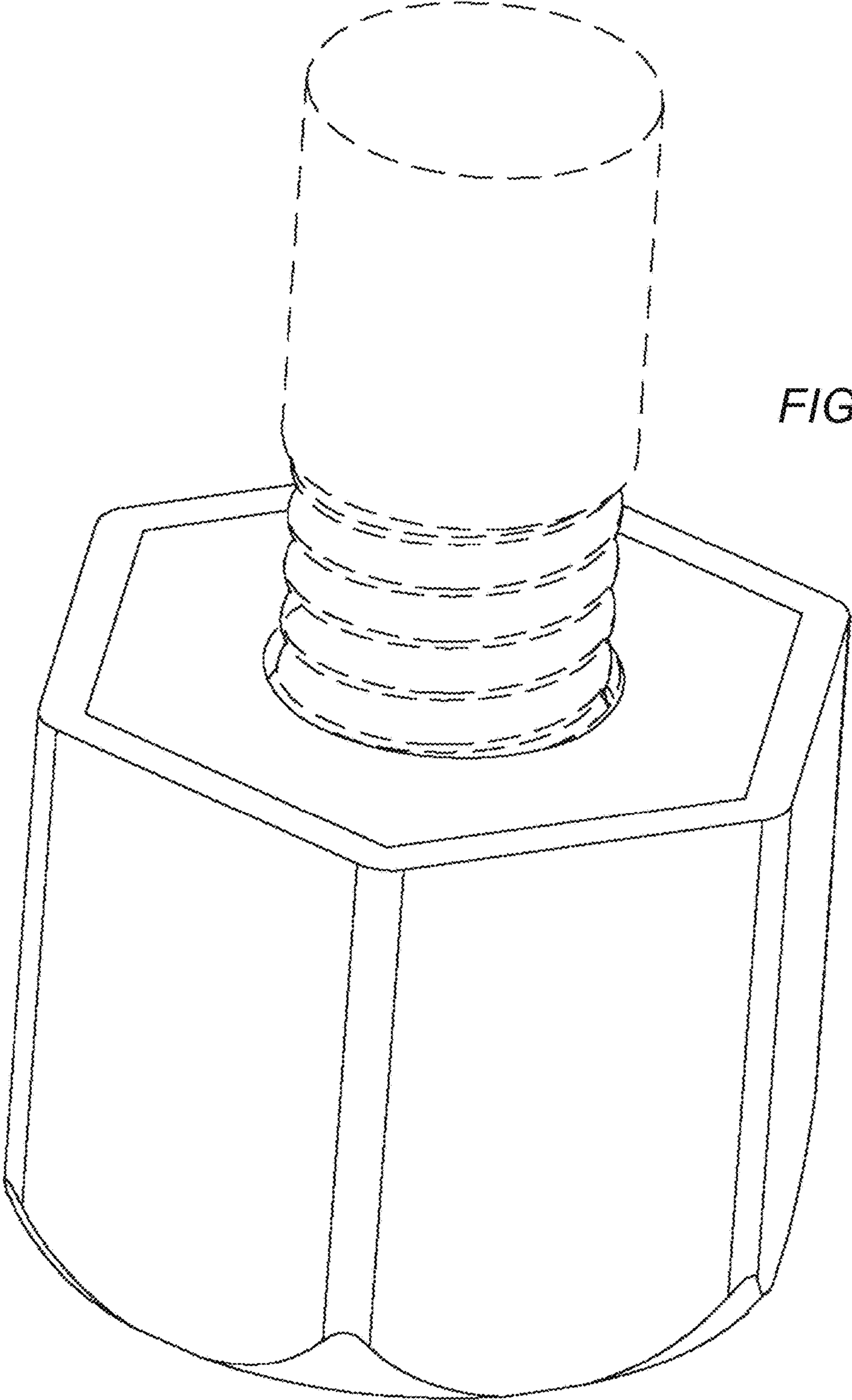
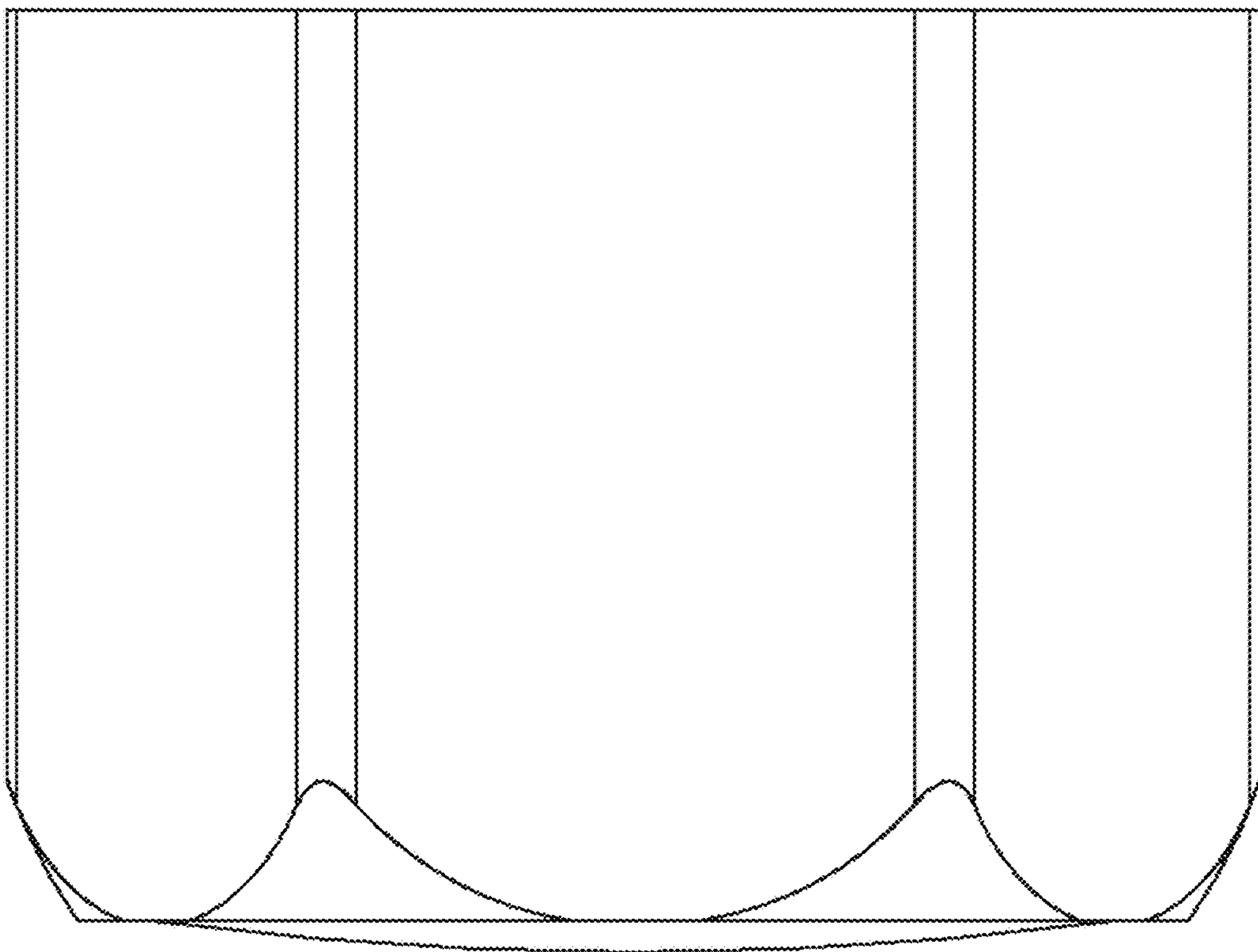


FIG. 1



*FIG. 2*

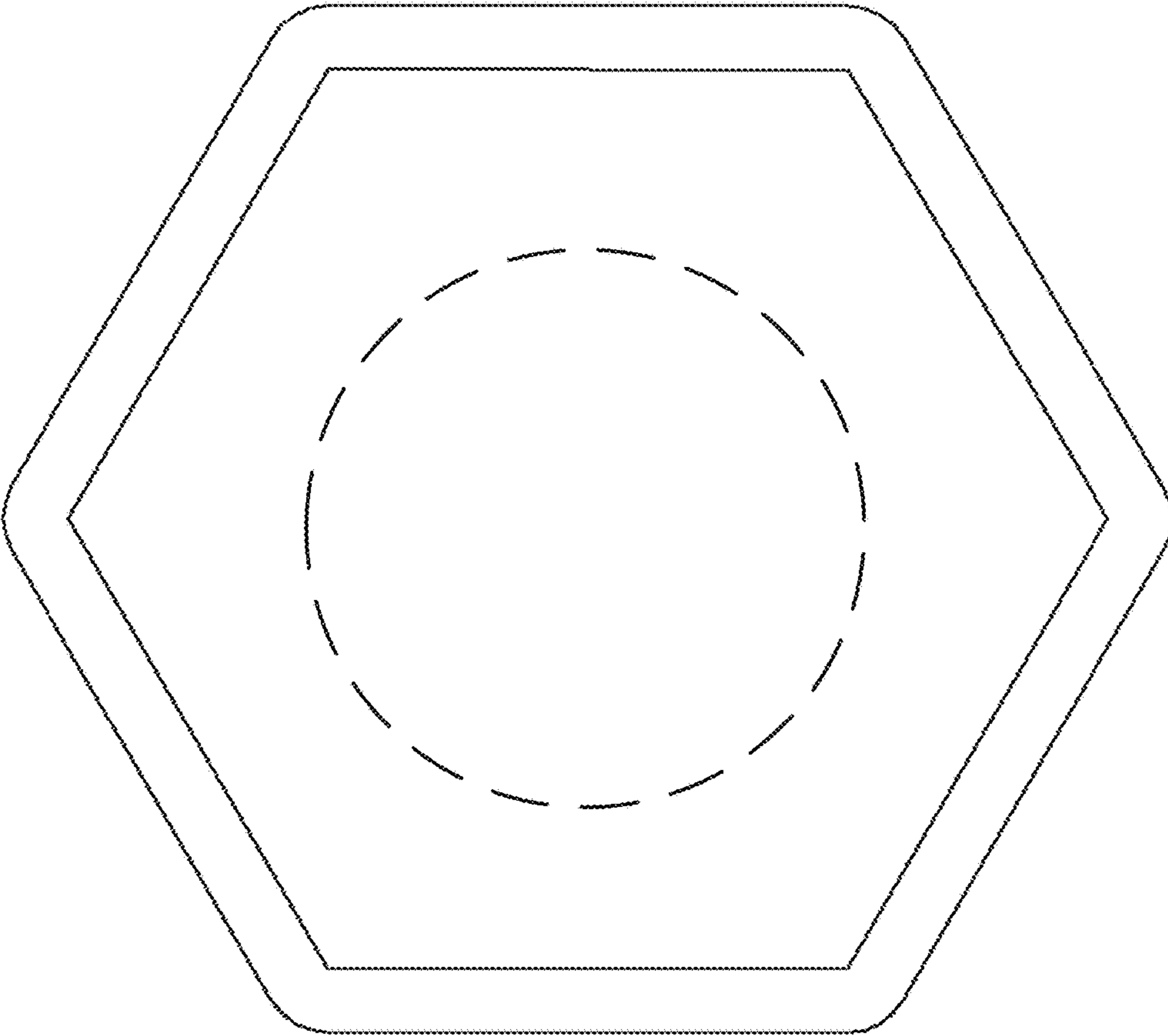


FIG. 3

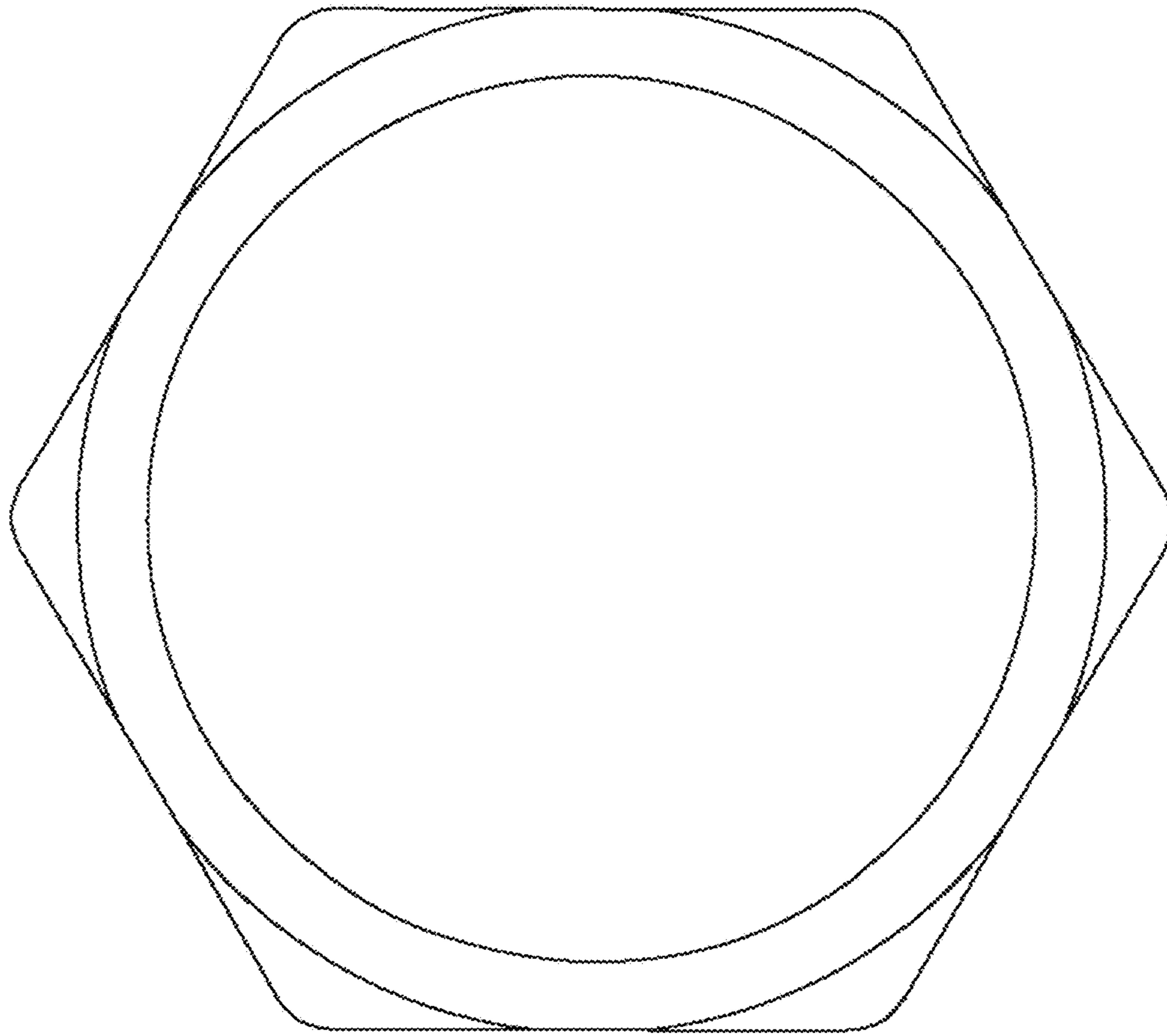


FIG. 4