



US00D85999S

(12) **United States Design Patent**
Mendelson

(10) **Patent No.:** **US D859,999 S**

(45) **Date of Patent:** **** Sep. 17, 2019**

(54) **COMBINED BOTTLE AND CAP**
(71) Applicant: **Revlon Consumer Products Corporation**, New York, NY (US)

D253,455 S * 11/1979 Beene D9/505
D287,340 S * 12/1986 Dinand D9/560
D382,480 S * 8/1997 Wacker D9/435

(Continued)

(72) Inventor: **Cheryl Mendelson**, Hoboken, NJ (US)

FOREIGN PATENT DOCUMENTS

(73) Assignee: **Revlon Consumer Products Corp.**, New York, NY (US)

CN 301732992 * 11/2011
EM 000018957-0009 * 10/2003

(Continued)

(**) Term: **15 Years**

Primary Examiner — Catherine A Tuttle

(21) Appl. No.: **29/631,793**

(74) *Attorney, Agent, or Firm* — Revlon

(22) Filed: **Jan. 3, 2018**

(57) **CLAIM**

(51) **LOC (12) Cl.** **09-01**

The ornamental design for a combined bottle and cap, as shown and described.

(52) **U.S. Cl.**
USPC **D9/694**

DESCRIPTION

(58) **Field of Classification Search**
USPC D9/682–694, 715, 719, 723–729, 516,
D9/517, 529, 544–546, 559–575;
D28/76–91.1
CPC .. A45D 34/00; A45D 34/02; A45D 2034/002;
A45D 2034/005; A45D 2034/007; A45D
2200/055; A45D 2200/056; A45D
2200/057; B05B 11/00–3098; B65D
83/14–759; B65D 1/0223; B65D 1/40;
B65D 2501/0063; B65D 2501/0081
See application file for complete search history.

FIG. 1 is a top perspective view of a first embodiment of a combined bottle and cap showing my new design; FIG. 2 is a second top perspective view thereof; FIG. 3 is a front view thereof; FIG. 4 is a right side view thereof; FIG. 5 is a rear view thereof; FIG. 6 is a left side view thereof; FIG. 7 is a top view thereof; FIG. 8 is a bottom view thereof; FIG. 9 is a top perspective view of a second embodiment of my new design for the combined bottle and cap; FIG. 10 is a second top perspective view thereof; FIG. 11 is a front view thereof; FIG. 12 is a right side view thereof; FIG. 13 is a rear view thereof; FIG. 14 is a left side view thereof; FIG. 15 is a top view thereof; and, FIG. 16 is a bottom view thereof.

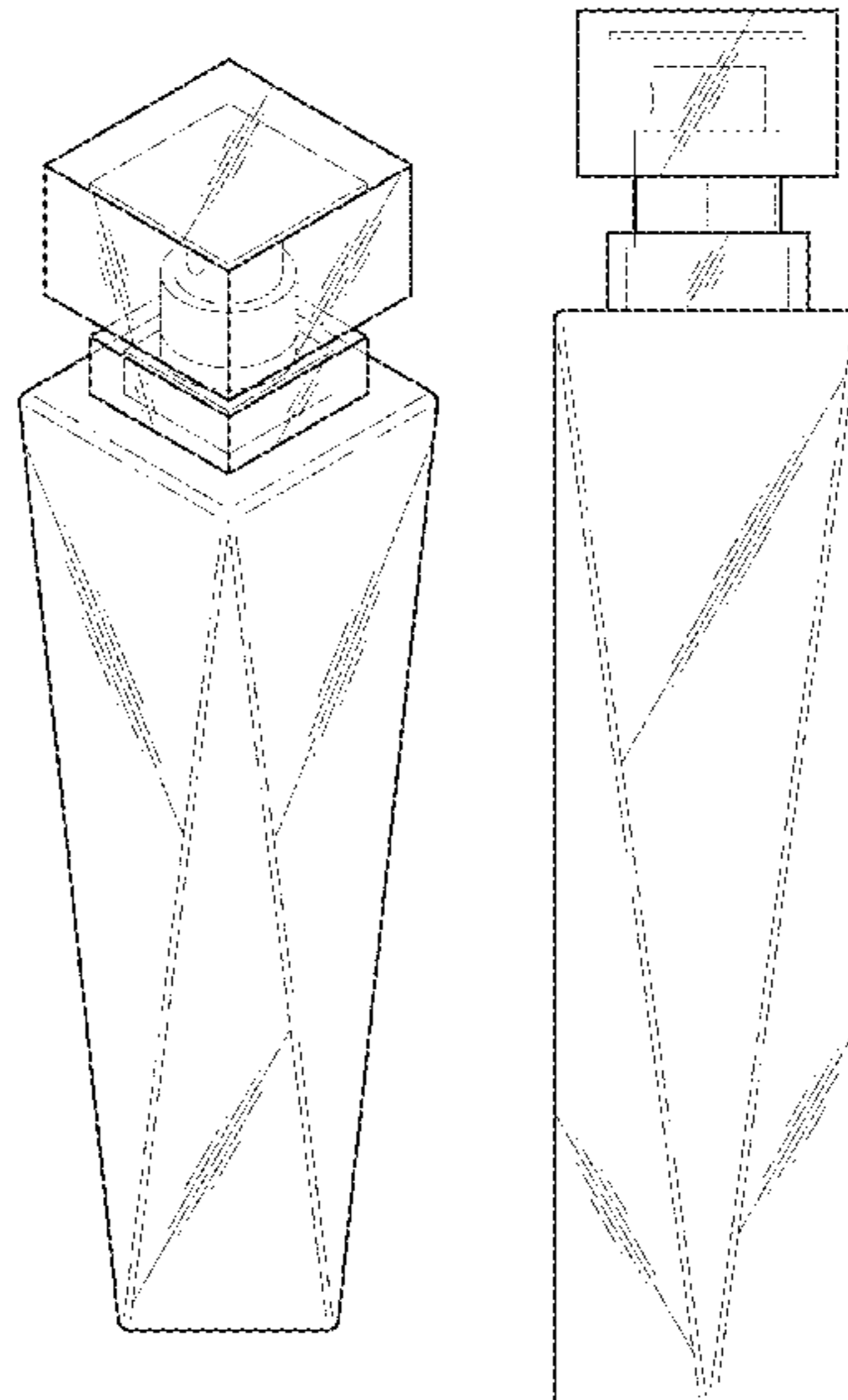
The dashed lines in depict portions of the combined bottle and cap that form no part of the claim to the embodiment in which they are shown.

(56) **References Cited**

U.S. PATENT DOCUMENTS

D53,887 S 10/1919 Connor
D57,853 S 6/1921 Nowack
D59,104 S * 9/1921 Hothersall D9/770
D60,098 S * 12/1921 Kammer D9/544
D90,558 S * 8/1933 Tricard D9/546
D107,966 S * 1/1938 McIntosh D9/544
D115,343 S 4/1939 Burgund
D129,730 S * 9/1941 Burgund D7/300
D141,171 S 2/1945 Gruber

1 Claim, 9 Drawing Sheets



(56)

References Cited

U.S. PATENT DOCUMENTS

D411,460	S	6/1999	Nobuto	
D420,596	S *	2/2000	Maddy	D9/560
D459,660	S *	7/2002	Burger	D9/560
D499,338	S *	12/2004	Mulder	D9/500
D511,688	S *	11/2005	Baron	D9/560
D515,194	S *	2/2006	Chen	D23/366
D535,105	S	1/2007	Chen	
D539,662	S *	4/2007	Sanchez Lascaux	D9/560
D542,144	S *	5/2007	Herrmann	D9/560
D542,670	S	5/2007	Herrmann	
D549,587	S *	8/2007	Lestelle	D9/520
D565,421	S *	4/2008	De Baschmakoff	D9/452
D568,752	S *	5/2008	Varlet	D9/544
D589,362	S *	3/2009	Takounseun	D9/691
D610,013	S	2/2010	Mendelson	
D625,612	S	10/2010	Papiernik	
D717,176	S *	11/2014	Gomez	D9/544
D734,160	S	7/2015	Aranda	
D755,635	S	5/2016	Minorini	
D810,582	S *	2/2018	Lee	D9/694

FOREIGN PATENT DOCUMENTS

EM	000796537-0002	*	11/2007
EM	0040176300001	S	8/2017
EM	0040176300002	S	8/2017
EM	0040176300003	S	8/2017
EM	0040176300004	S	8/2017
EM	004388247-0005	*	10/2017
KR	300394448	*	10/2005
KR	300631276	*	2/2012

* cited by examiner

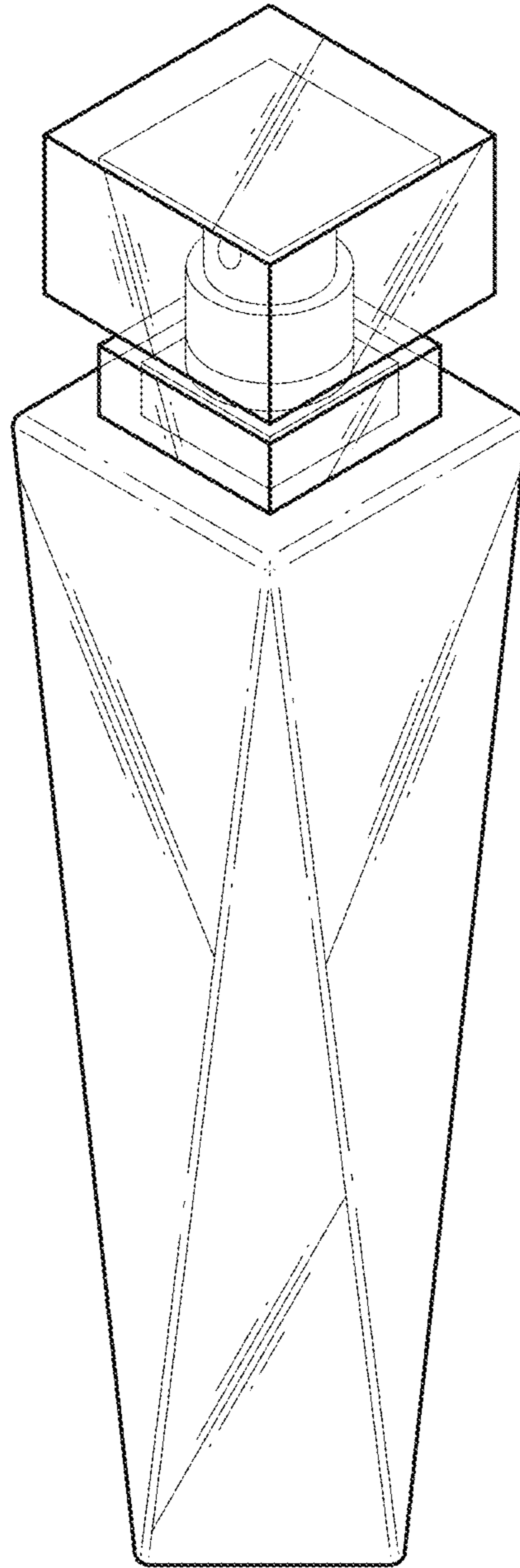


FIG. 1

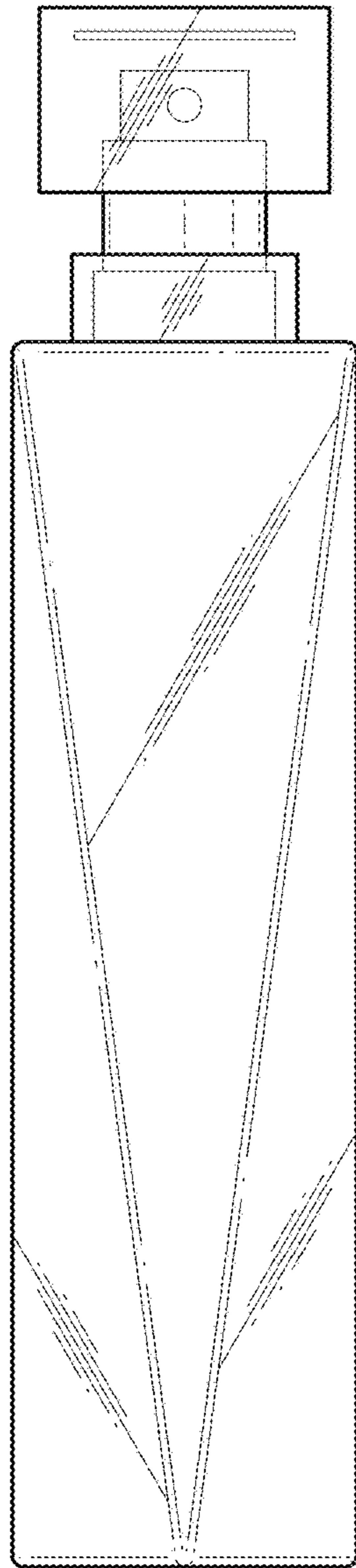


FIG. 2




FIG. 3

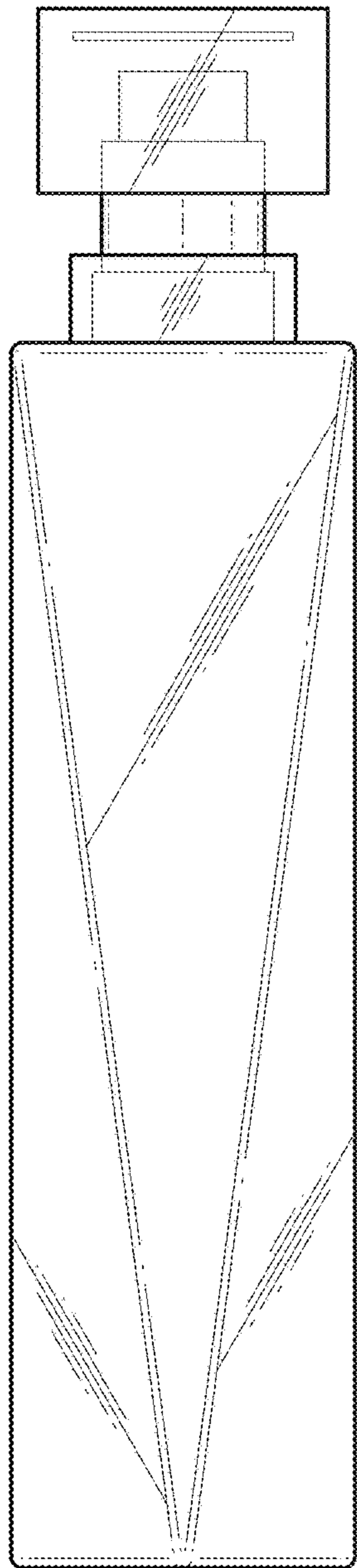


FIG. 4

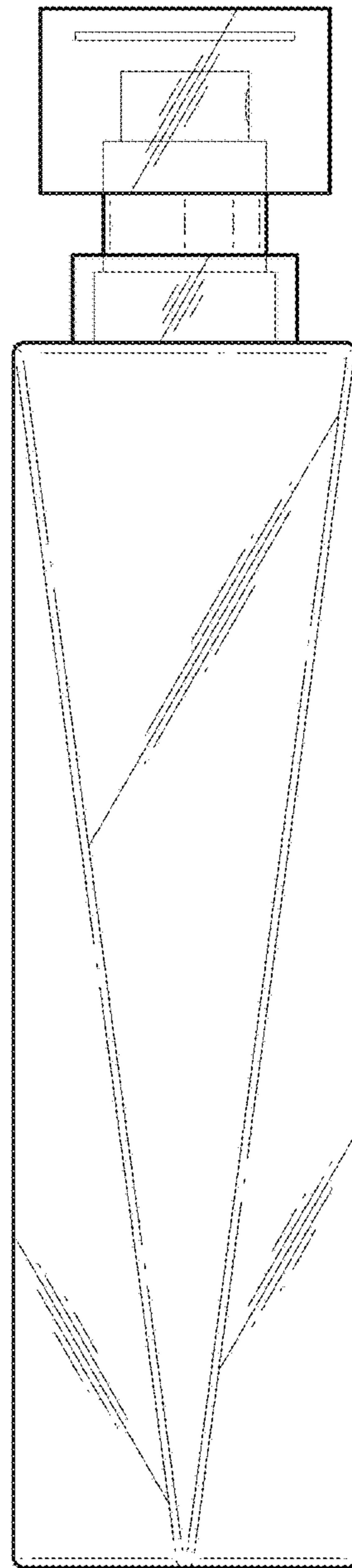


FIG. 5

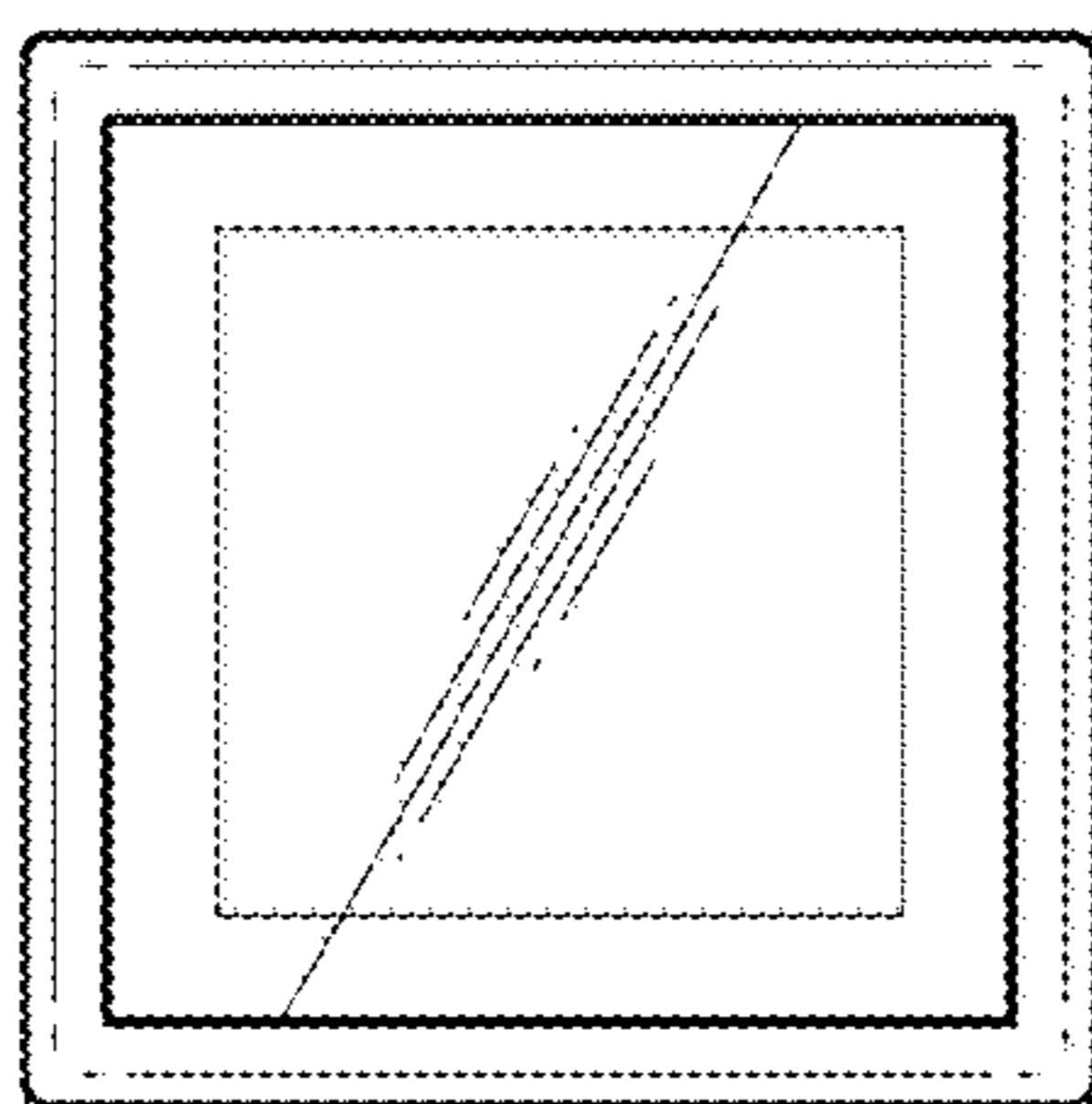


FIG. 6

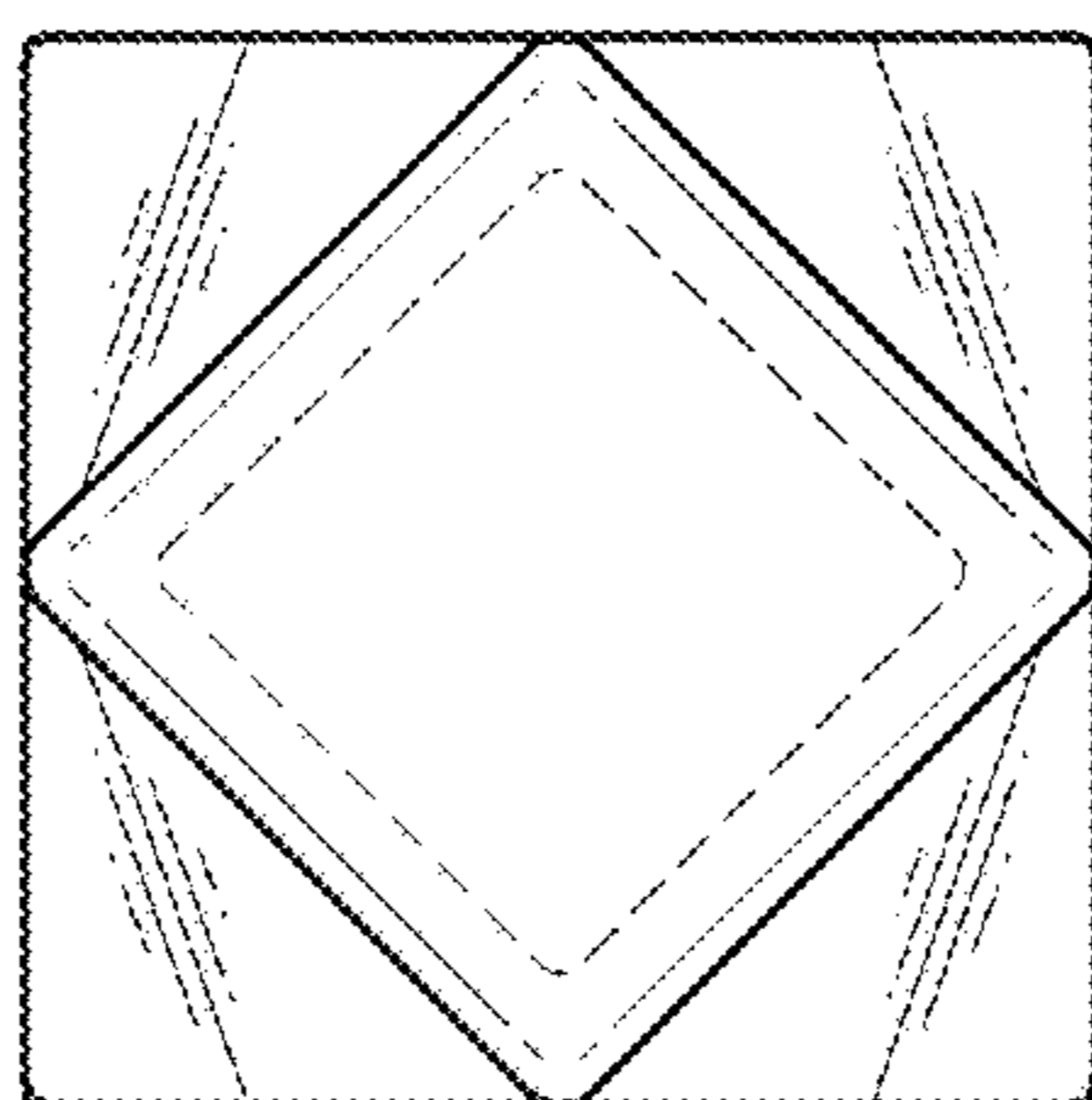


FIG. 7

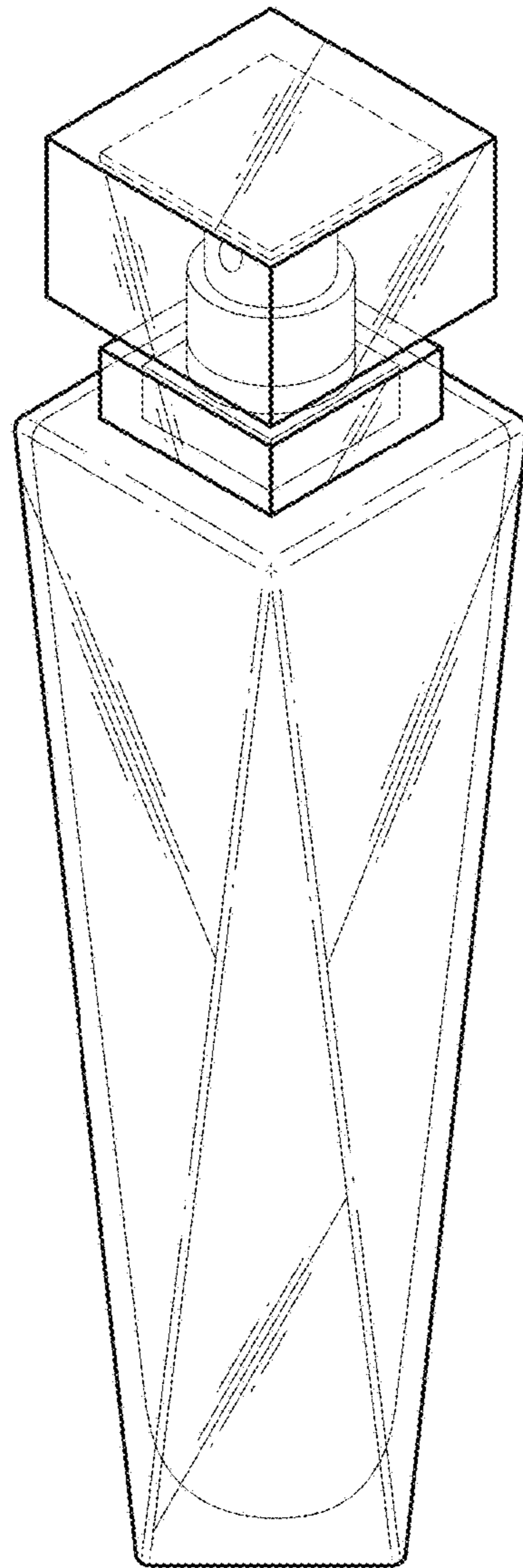


FIG. 8

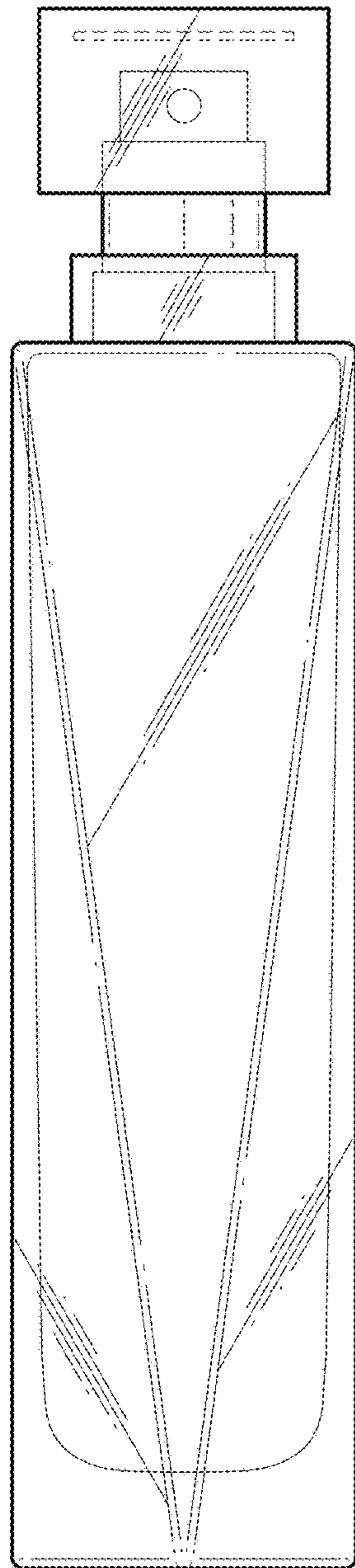


FIG. 9

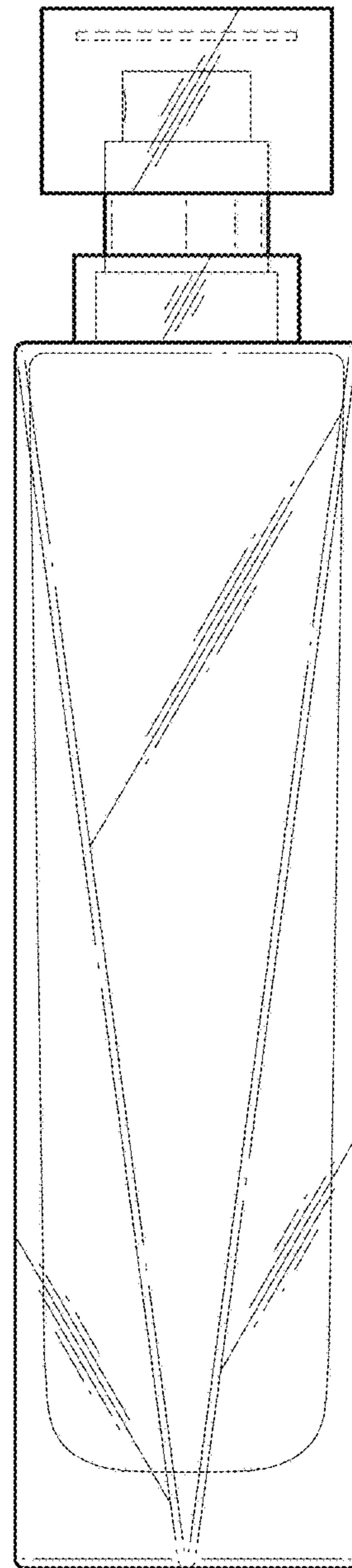


FIG. 10

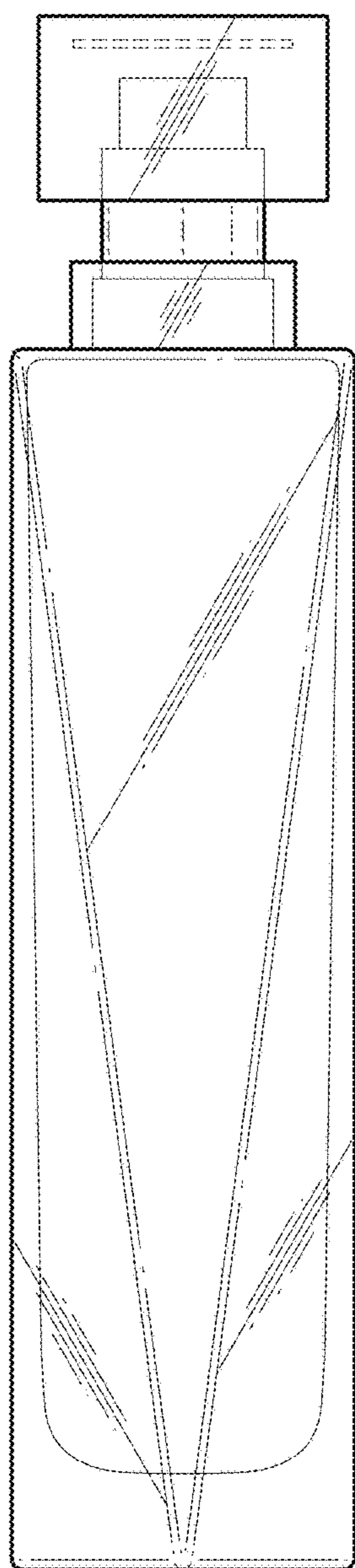


FIG. 11

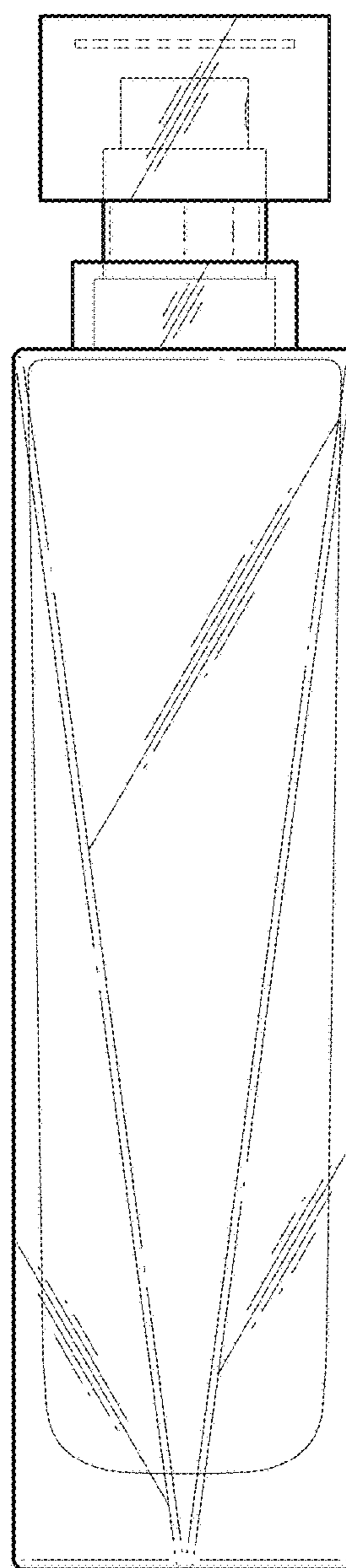


FIG. 12

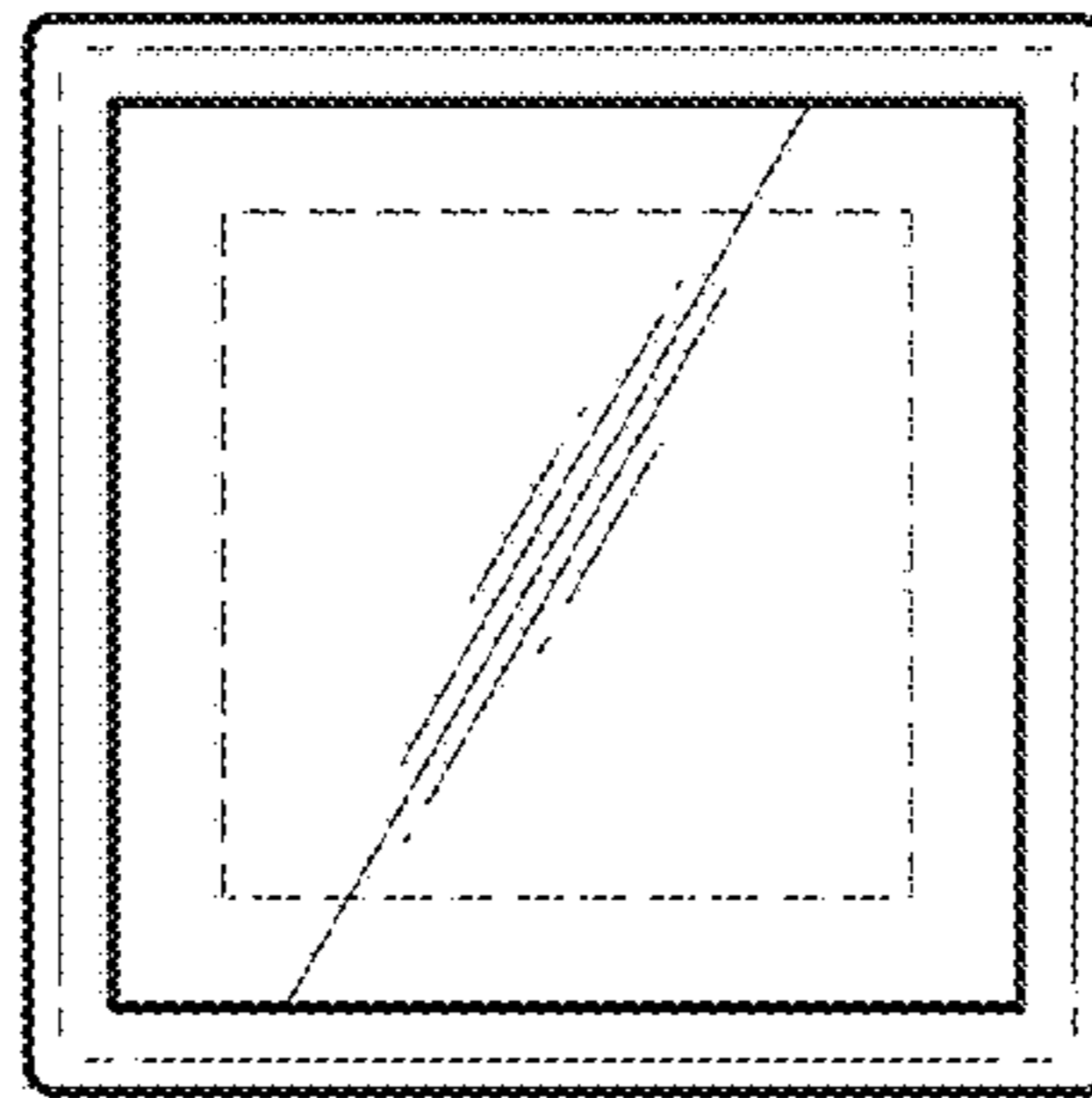


FIG. 13

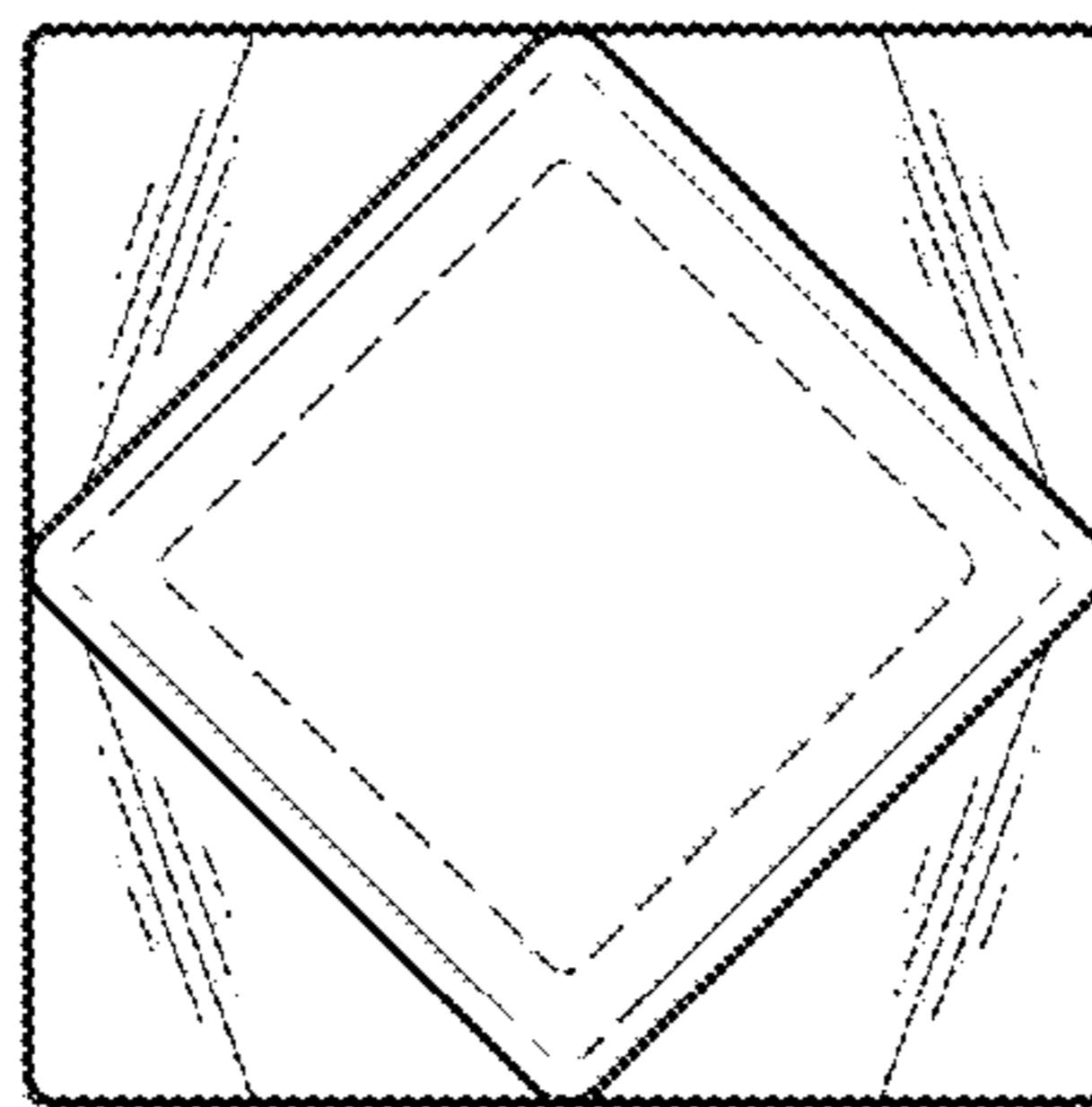


FIG. 14




FIG. 15

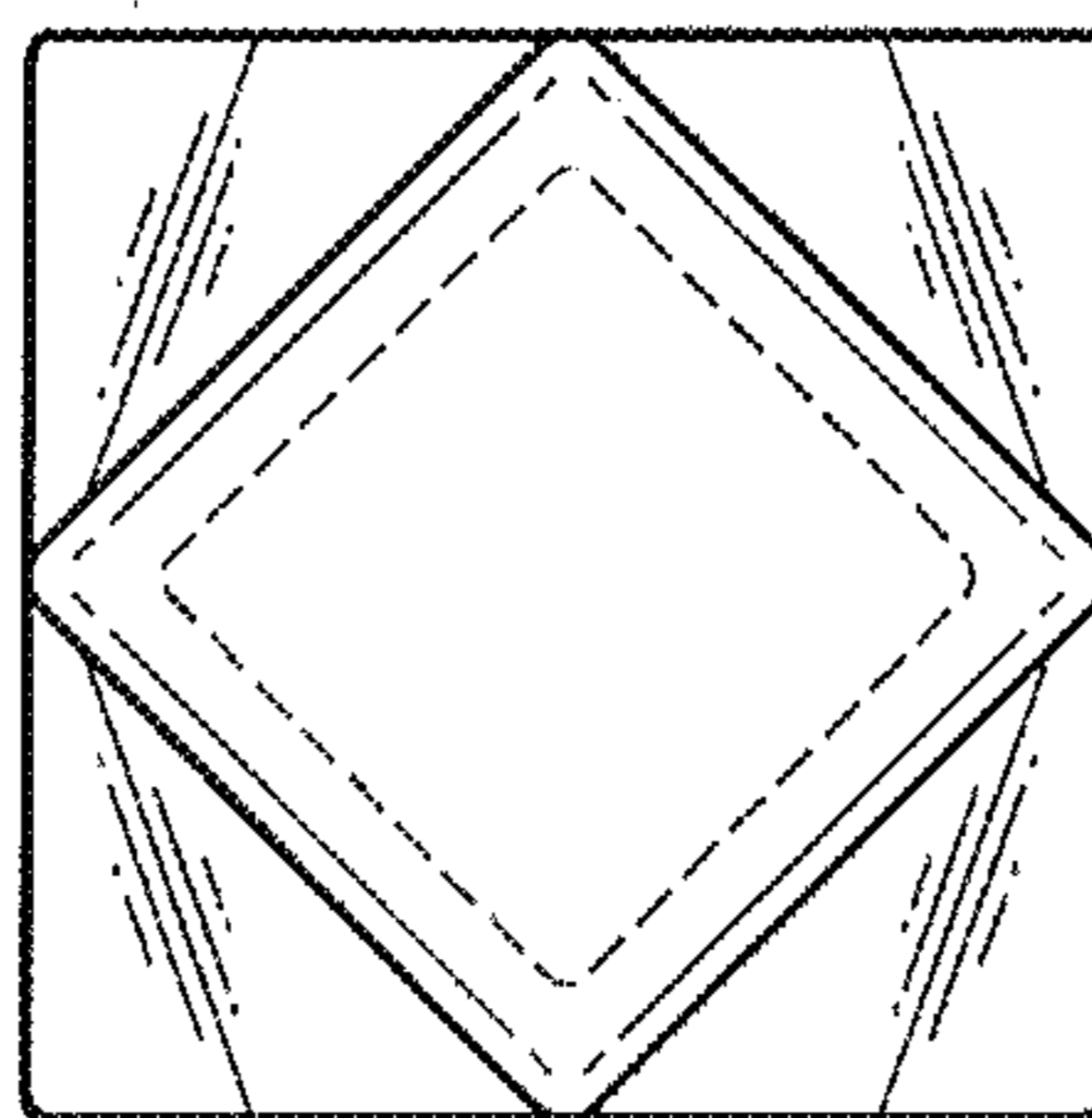


FIG. 16

UNITED STATES PATENT AND TRADEMARK OFFICE
CERTIFICATE OF CORRECTION

PATENT NO. : D859,999 S
APPLICATION NO. : 29/631793
DATED : September 17, 2019
INVENTOR(S) : Mendelson

Page 1 of 10

It is certified that error appears in the above-identified patent and that said Letters Patent is hereby corrected as shown below:

Delete the title page and replace with the attached title page showing the corrected number of drawing sheets and figure descriptions.

Delete Drawing Sheets 1-9 and replace with the attached Drawing Sheets 1-8. FIGS. 15-16 were canceled and removed.

The figure descriptions are corrected as follows:

--Figure 1 is a top perspective view of a first embodiment of a Combined Bottle and Cap showing my new design;

Figure 2 is a front view thereof;

Figure 3 is a right side view thereof;

Figure 4 is a rear view thereof;

Figure 5 is a left side view thereof;

Figure 6 is a top view thereof;

Figure 7 is a bottom view thereof;

Figure 8 is a top perspective view of a second embodiment of my new design for the Combined Bottle and Cap;

Figure 9 is a front view thereof;

Figure 10 is a right side view thereof;

Figure 11 is a rear view thereof;

Figure 12 is a left side view thereof;

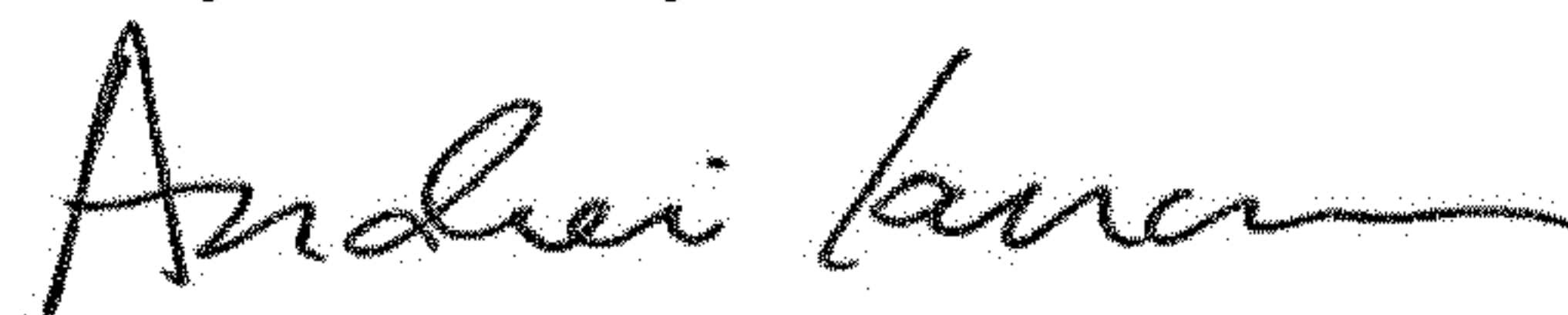
Figure 13 is a top view thereof; and

Figure 14 is a bottom view thereof.--

The special description is corrected as follows:

--The dashed lines in the drawings depict portions of the combined bottle and cap that form no part of the claim to the embodiment in which they are shown.--

Signed and Sealed this
Thirty-first Day of December, 2019



Andrei Iancu
Director of the United States Patent and Trademark Office

(12) **United States Design Patent** (10) **Patent No.:** **US D859,999 S**
Mendelson (45) **Date of Patent:** **** Sep. 17, 2019**

(54) **COMBINED BOTTLE AND CAP**
 (71) Applicant: **Revlon Consumer Products Corporation**, New York, NY (US)
 (72) Inventor: **Cheryl Mendelson**, Hoboken, NJ (US)
 (73) Assignee: **Revlon Consumer Products Corp.**, New York, NY (US)
 (**) Term: **15 Years**
 (21) Appl. No.: **29/631,793**
 (22) Filed: **Jan. 3, 2018**
 (51) **LOC (12) Cl.** **09-01**
 (52) **U.S. Cl.**
 USPC **D9/694**
 (58) **Field of Classification Search**
 USPC D9/682-694, 715, 719, 723-729, 516, D9/517, 529, 544-546, 559-575; D28/76-91.1
 CPC .. A45D 34/00; A45D 34/02; A45D 2034/002; A45D 2034/005; A45D 2034/007; A45D 2200/055; A45D 2200/056; A45D 2200/057; B05B 11/00-3098; B65D 83/14-759; B65D 1/0223; B65D 1/40; B65D 2501/0063; B65D 2501/0081
 See application file for complete search history.

D253,455 S * 11/1979 Beene D9/505
 D287,340 S * 12/1986 Dinand D9/560
 D382,480 S * 8/1997 Wacker D9/435
 (Continued)

FOREIGN PATENT DOCUMENTS

CN 301732992 * 11/2011
 EM 000018957-0009 * 10/2003
 (Continued)

Primary Examiner — Catherine A Tuttle
 (74) *Attorney, Agent, or Firm* — Revlon

(57) **CLAIM**

The ornamental design for a combined bottle and cap, as shown and described.

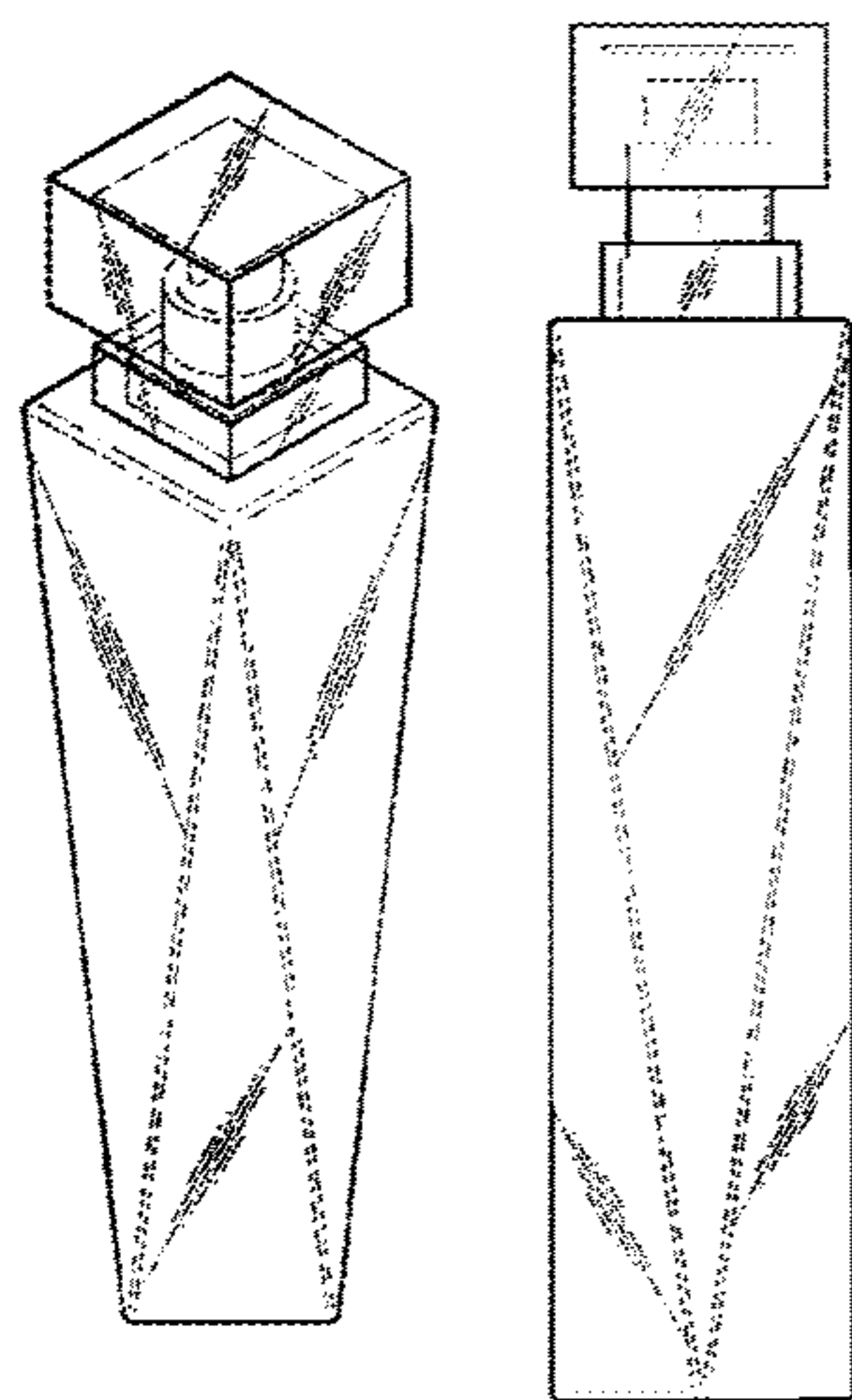
DESCRIPTION

FIG. 1 is a top perspective view of a first embodiment of a Combined Bottle and Cap showing my new design;
 FIG. 2 is a front view thereof;
 FIG. 3 is a right side view thereof;
 FIG. 4 is a rear view thereof;
 FIG. 5 is a left side view thereof;
 FIG. 6 is a top view thereof;
 FIG. 7 is a bottom view thereof;
 FIG. 8 is a top perspective view of a second embodiment of my new design for the Combined Bottle and Cap;
 FIG. 9 is a front view thereof;
 FIG. 10 is a right side view thereof;
 FIG. 11 is a rear view thereof;
 FIG. 12 is a left side view thereof;
 FIG. 13 is a top view thereof; and,
 FIG. 14 is a bottom view thereof.

The dashed lines in the drawings depict portions of the combined bottle and cap that form no part of the claim to the embodiment in which they are shown.

(56) **References Cited**
 U.S. PATENT DOCUMENTS
 D53,887 S 10/1919 Connor
 D57,853 S 6/1921 Nowack
 D59,104 S * 9/1921 Hothersall D9/770
 D60,098 S * 12/1921 Kammer D9/544
 D90,558 S * 8/1933 Tricard D9/546
 D107,966 S * 1/1938 McIntosh D9/544
 D115,343 S 4/1939 Burgund
 D129,730 S * 9/1941 Burgund D7/300
 D141,171 S 2/1945 Gruber

1 Claim, 8 Drawing Sheets



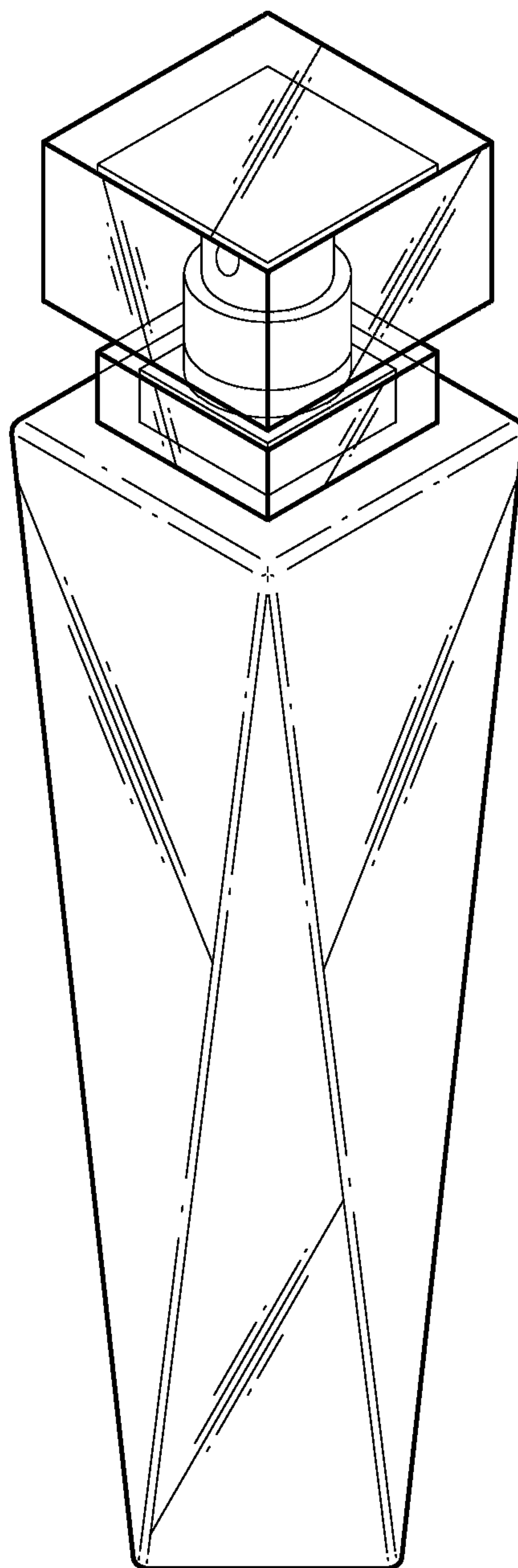


FIG. 1

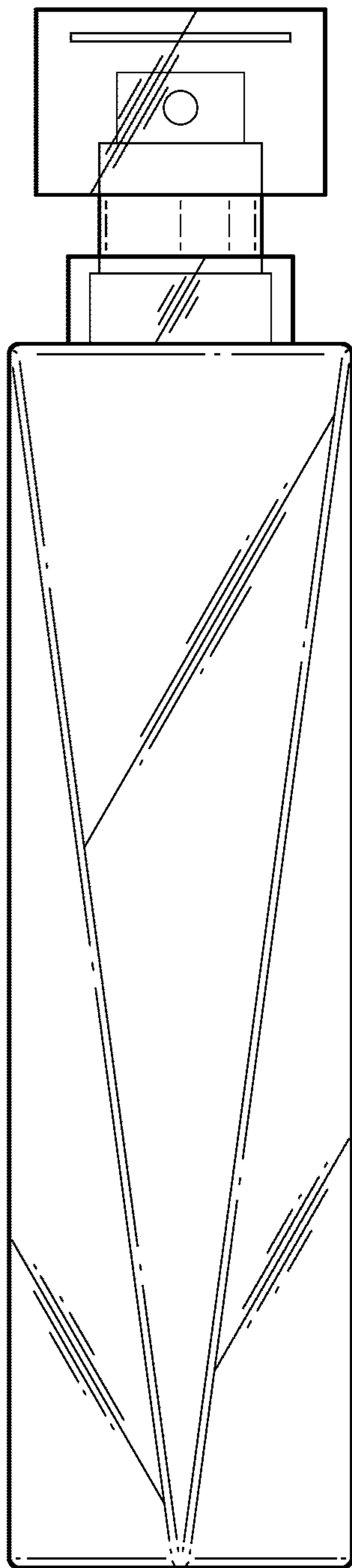


FIG. 2

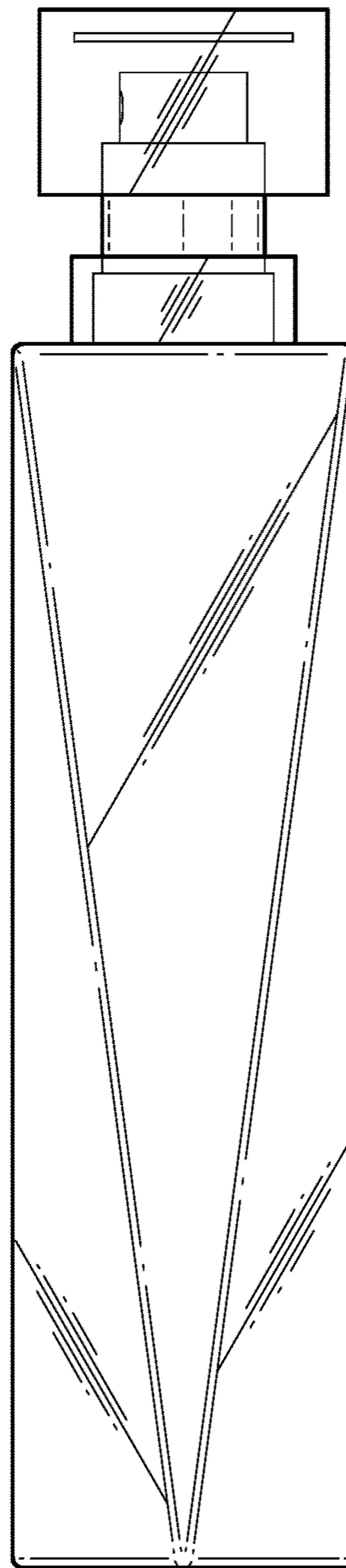


FIG. 3

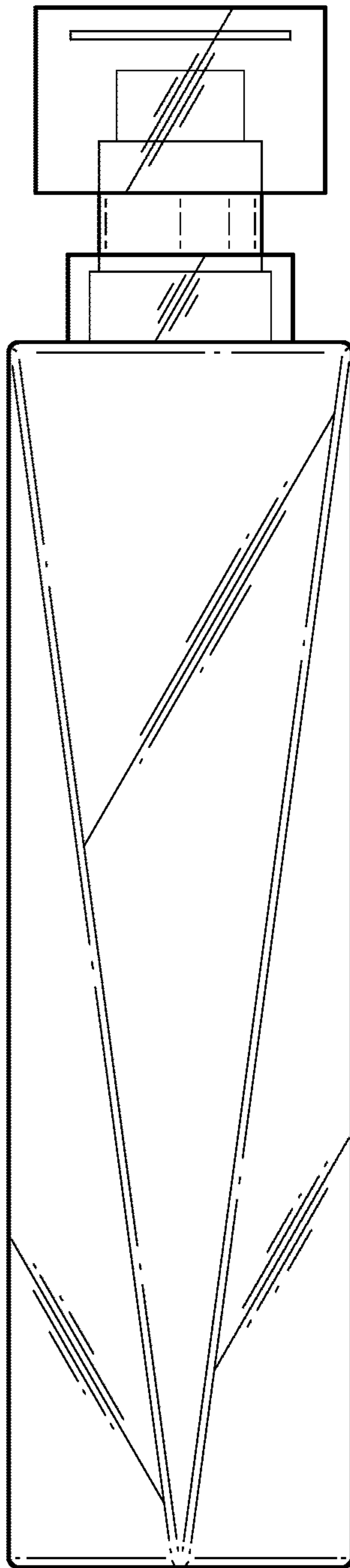


FIG. 4

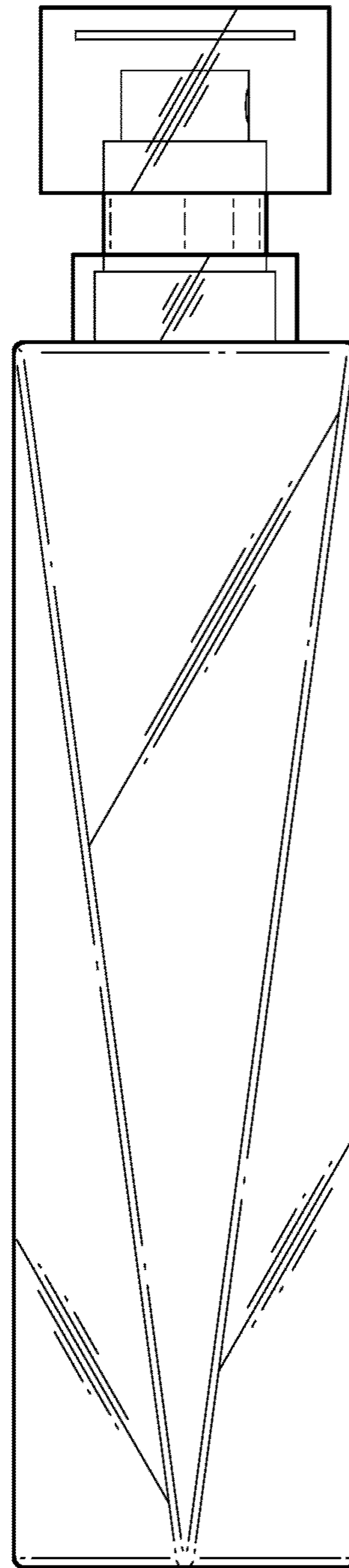


FIG. 5

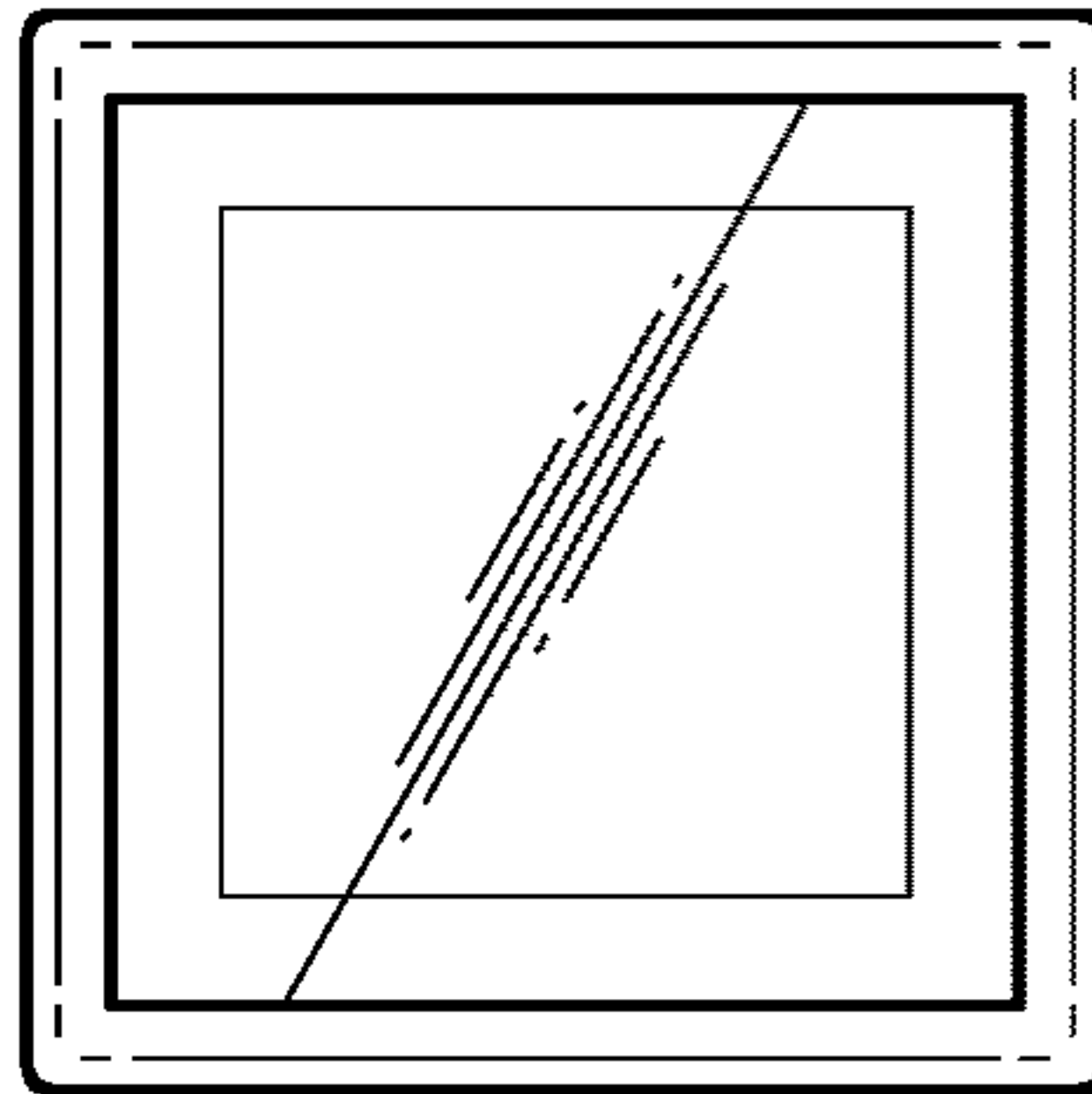


FIG. 6

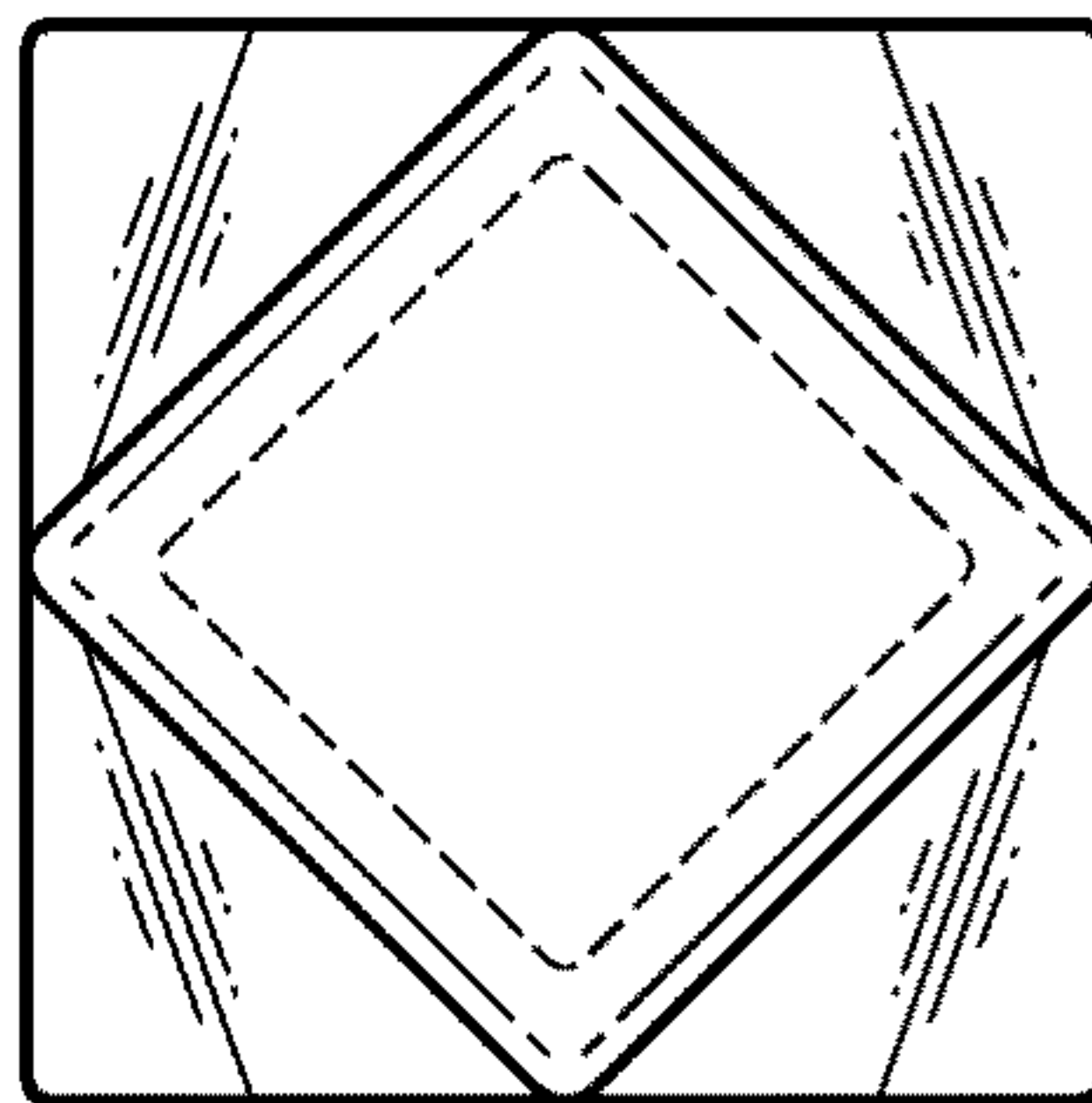


FIG. 7

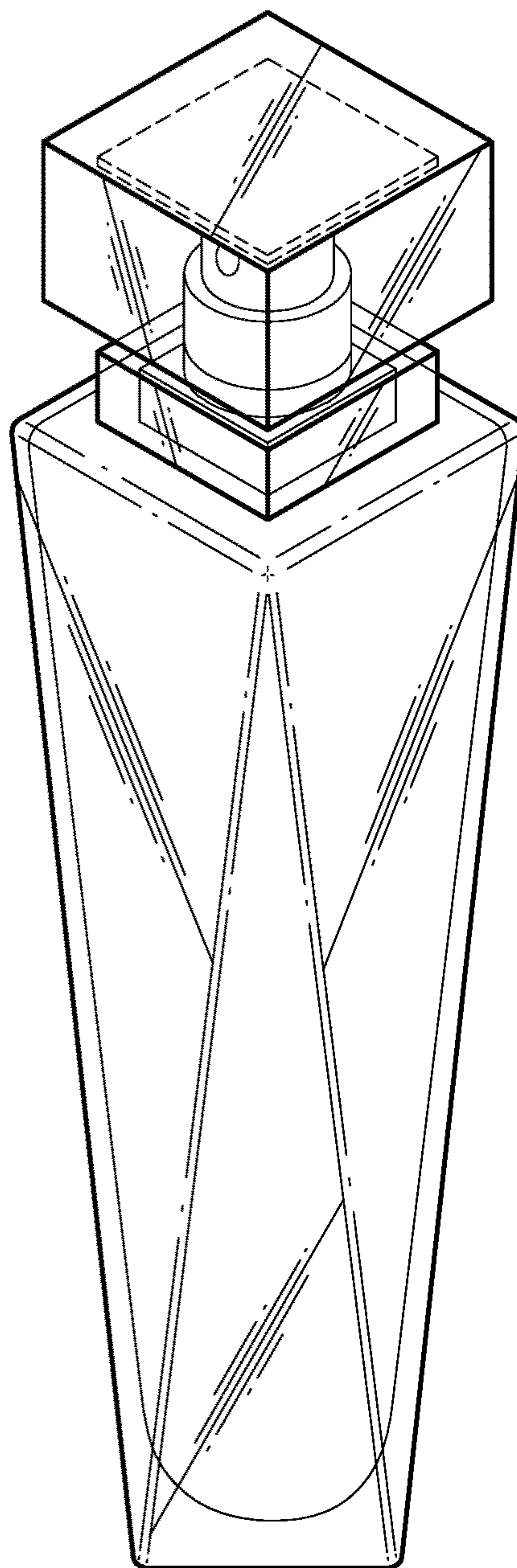


FIG. 8

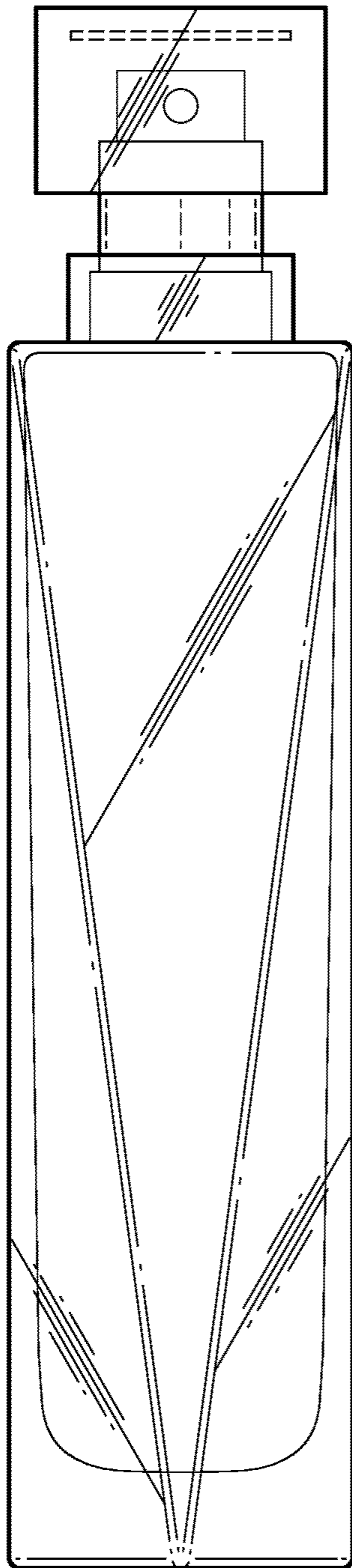


FIG. 9

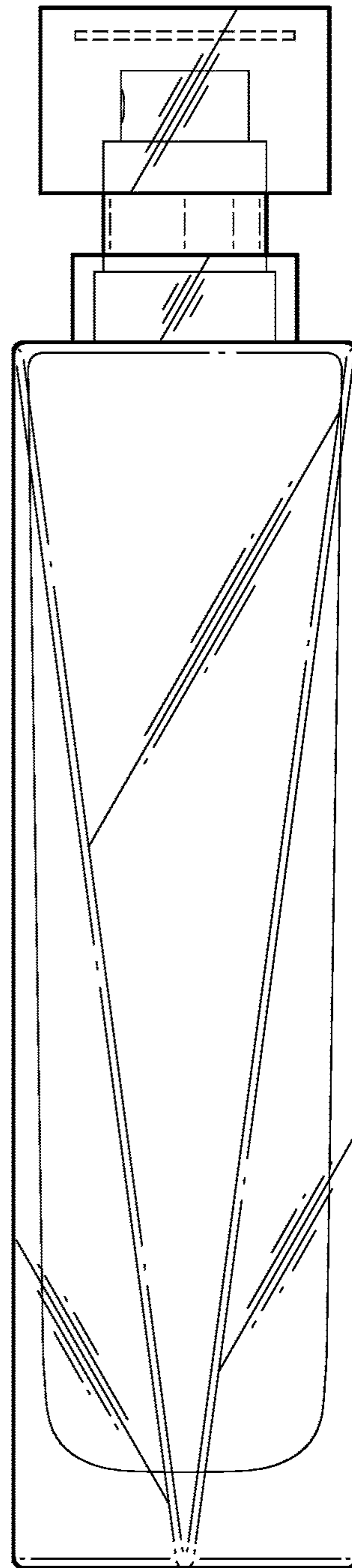


FIG. 10

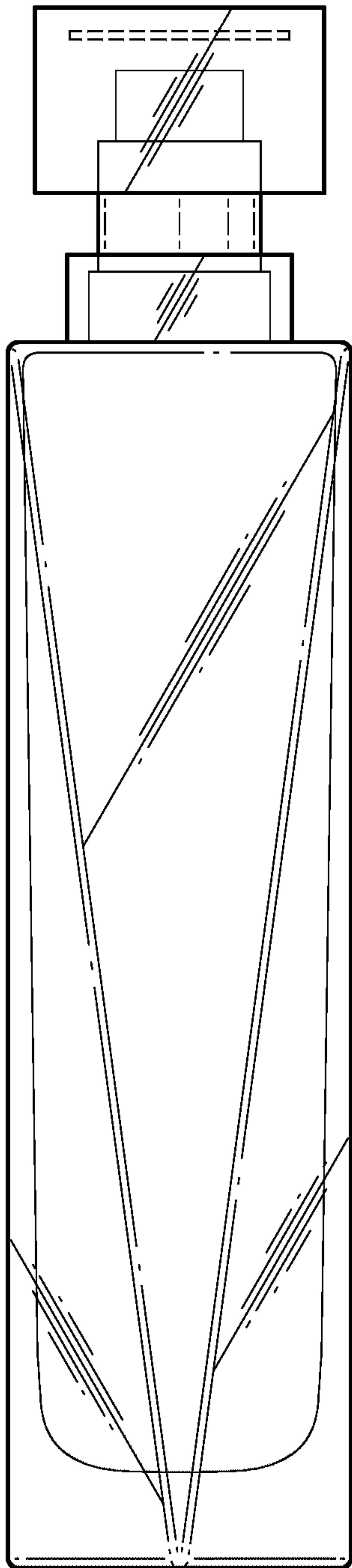


FIG. 11

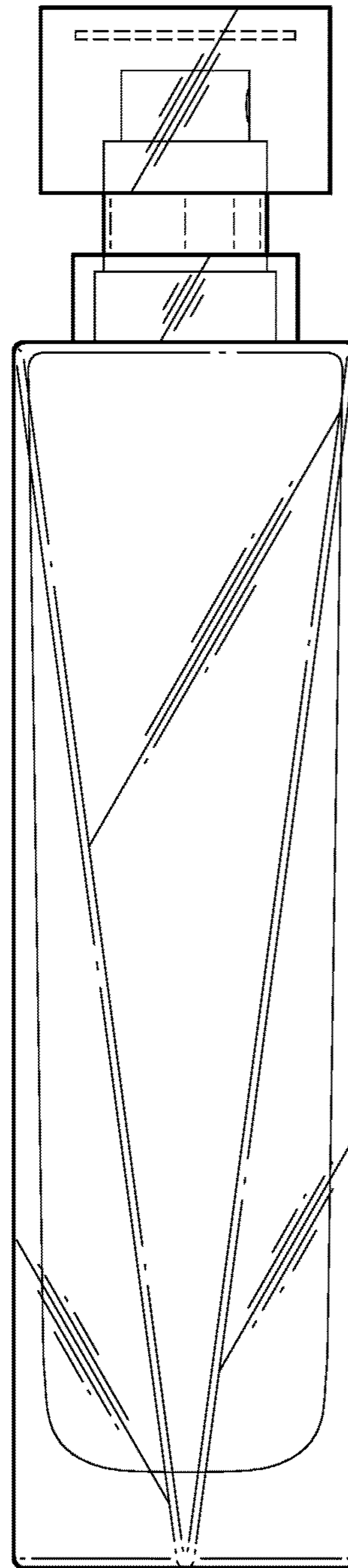


FIG. 12

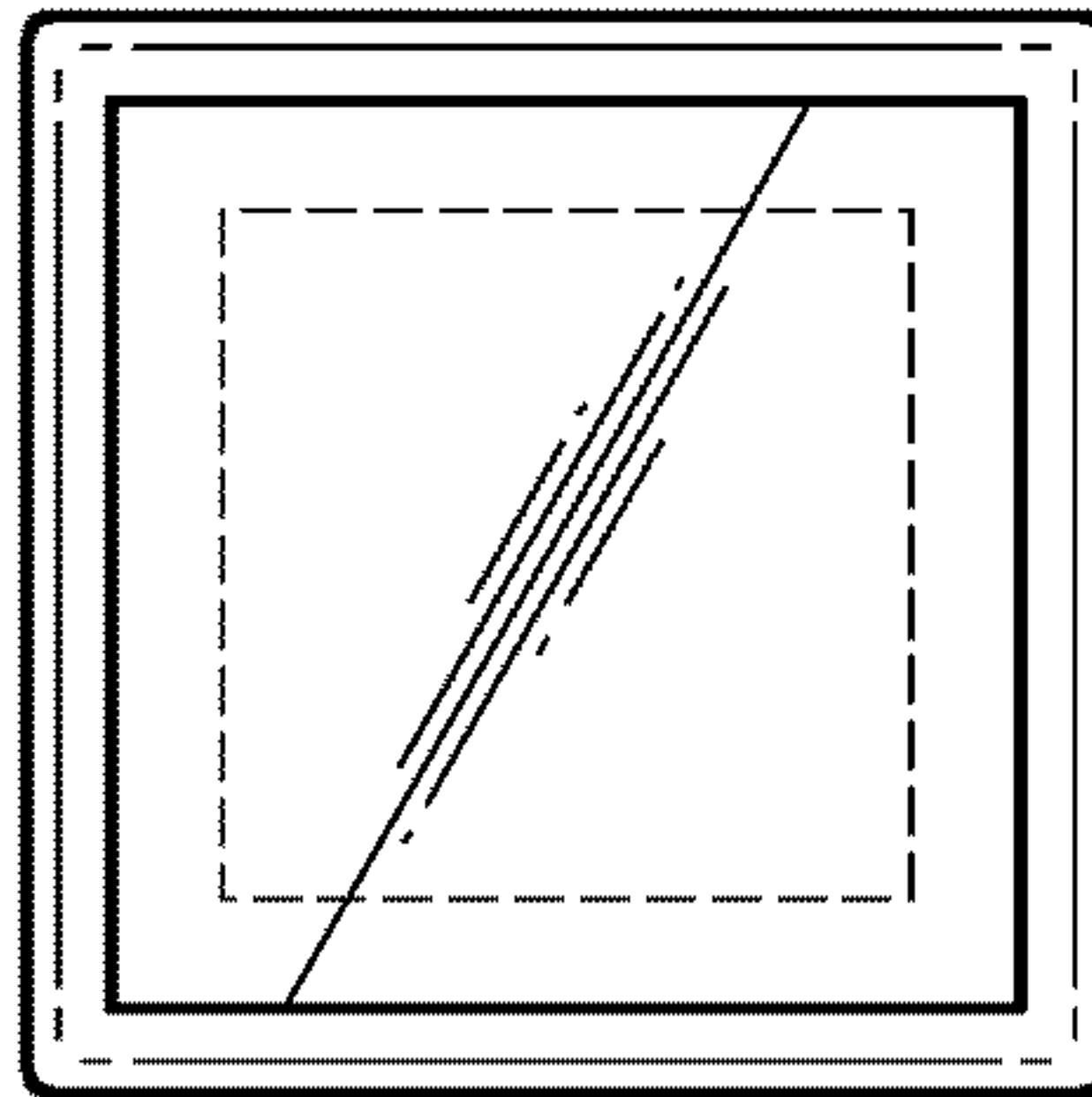


FIG. 13

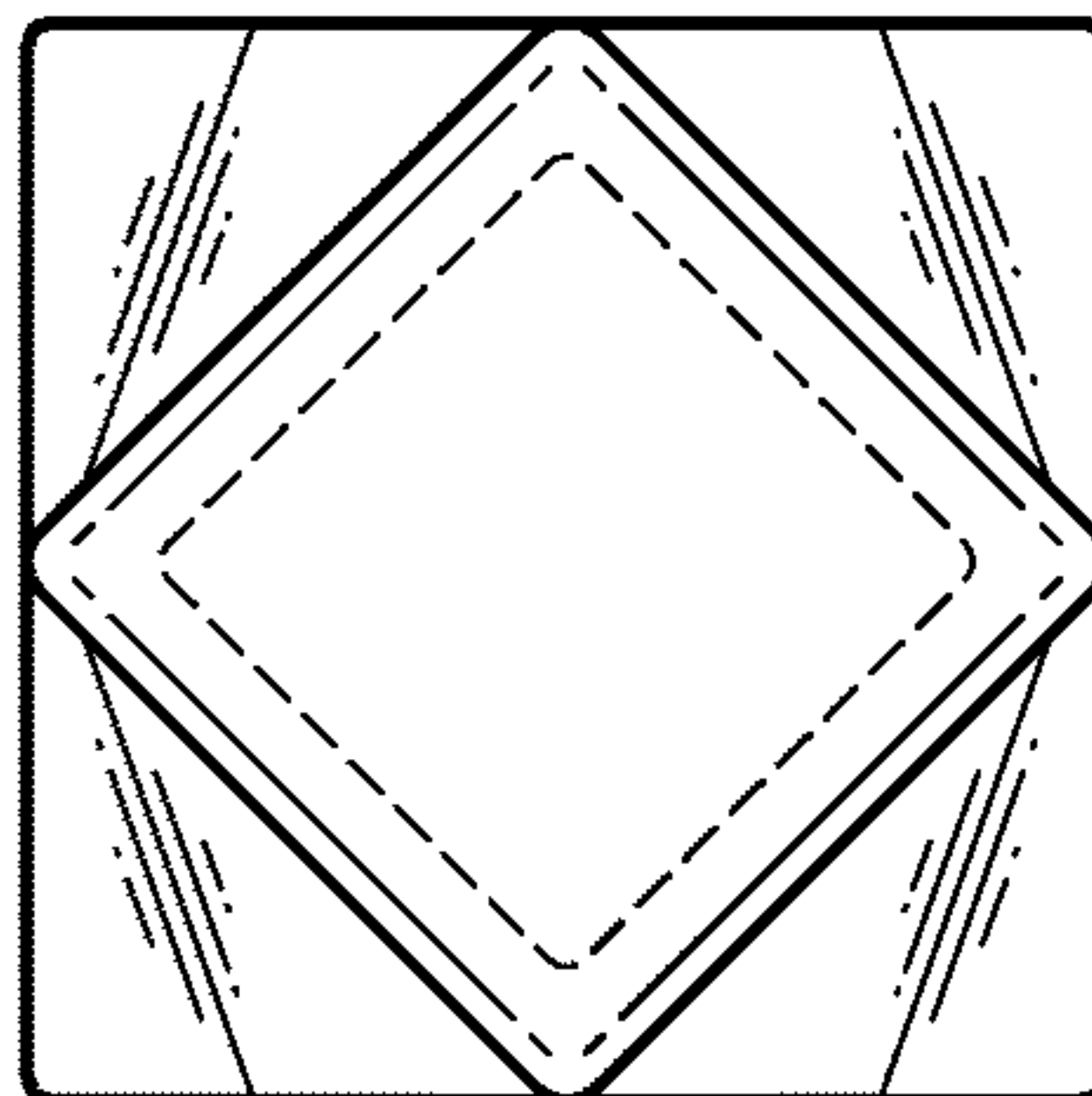


FIG. 14