



US00D859930S

(12) **United States Design Patent**
De Oliveira

(10) **Patent No.:** **US D859,930 S**

(45) **Date of Patent:** **** Sep. 17, 2019**

(54) **TABLEWARE**

(71) Applicant: **GRESTEL—Produtos Cerâmicos, S.A., Vagos (PT)**

(72) Inventor: **Manuel António Torres De Oliveira, Vagos (PT)**

(73) Assignee: **GRESTEL—Produtos Ceramicos, S.A., Vagos (PT)**

(**) Term: **15 Years**

(21) Appl. No.: **29/653,787**

(22) Filed: **Jun. 19, 2018**

(30) **Foreign Application Priority Data**

Dec. 19, 2017 (EP) 004556256-0006

(51) **LOC (12) Cl.** **07-01**

(52) **U.S. Cl.**
USPC **D7/587**

(58) **Field of Classification Search**
USPC 206/561; D7/557, 587, 558, 541, 584
CPC A47G 23/06
See application file for complete search history.

(56) **References Cited**

U.S. PATENT DOCUMENTS

2,795,942	A *	6/1957	Harris	A47G 19/02
					220/574
D213,459	S *	3/1969	Gulotta	D7/584
D213,461	S *	3/1969	Gulotta	D7/584
D244,247	S *	5/1977	Jensen	D7/545
D353,519	S *	12/1994	Wolfenden	D7/545
D358,965	S *	6/1995	Meier	D7/554.3
D419,383	S *	1/2000	Wellner	D7/543
D492,159	S *	6/2004	Carlson	D7/584
D494,818	S *	8/2004	Jalet	D7/584
D495,563	S *	9/2004	Winde-Liu	D7/550.1

D528,366	S *	9/2006	Medard	D7/545
D569,690	S *	5/2008	Schosser	D7/500
D575,586	S *	8/2008	Schosser	D7/570
D587,530	S *	3/2009	Sarniak, III	D7/584
D600,075	S *	9/2009	Scherer	D7/566
D608,595	S *	1/2010	Haas	D7/587
D618,954	S *	7/2010	Antoun	D7/354
D618,955	S *	7/2010	Antoun	D7/354
D618,956	S *	7/2010	Antoun	D7/354
D630,045	S *	1/2011	Antoun	D7/392.1
D646,125	S *	10/2011	Hering	D7/587
D657,992	S *	4/2012	Moodie	D7/354
D661,949	S *	6/2012	Geraghty	D7/566
D667,151	S *	9/2012	Arslanian	D26/9
D670,136	S *	11/2012	Williams	D7/584
D676,704	S *	2/2013	Henry	D7/354
D718,981	S *	12/2014	Katterheinrich	D7/550.1
D722,526	S *	2/2015	Forester	D11/155
D749,910	S *	2/2016	Klag	D7/560

(Continued)

Primary Examiner — Cynthia R Underwood

(74) *Attorney, Agent, or Firm* — Mark M. Friedman

(57) **CLAIM**

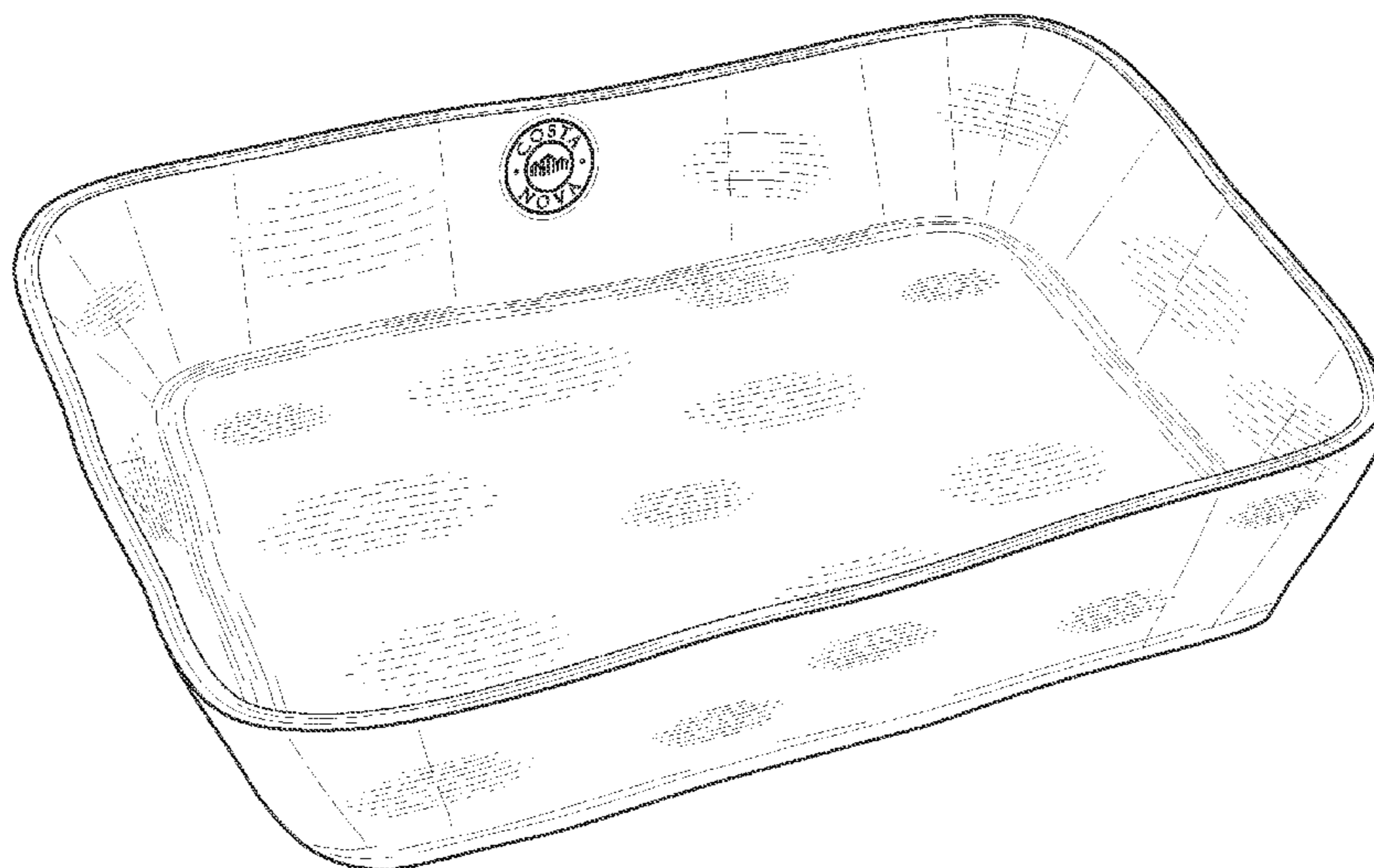
The ornamental design for tableware, as shown and described.

DESCRIPTION

FIG. 1 is a top view of tableware showing my design; FIG. 2 is a sectional view taken from line 2-2 in FIG. 1; FIG. 3 is a left side view thereof; FIG. 4 is a sectional view taken from line 4-4 in FIG. 1; FIG. 5 is a rear view thereof; FIG. 6 is a bottom view thereof; FIG. 7 is a top and front perspective view thereof; and, FIG. 8 is an enlarged view of the encircled portion in FIG. 1.

The broken lines encircling and referencing enlargements and the broken lines forming the cross-section markers form no part of the claimed design.

1 Claim, 4 Drawing Sheets



(56)

References Cited

U.S. PATENT DOCUMENTS

D780,572 S *	3/2017	Zhang	D9/425
D788,538 S *	6/2017	Vukkisila	D7/587
D788,539 S *	6/2017	Gebhardt	D7/587
D792,744 S *	7/2017	Wu	D7/587

* cited by examiner

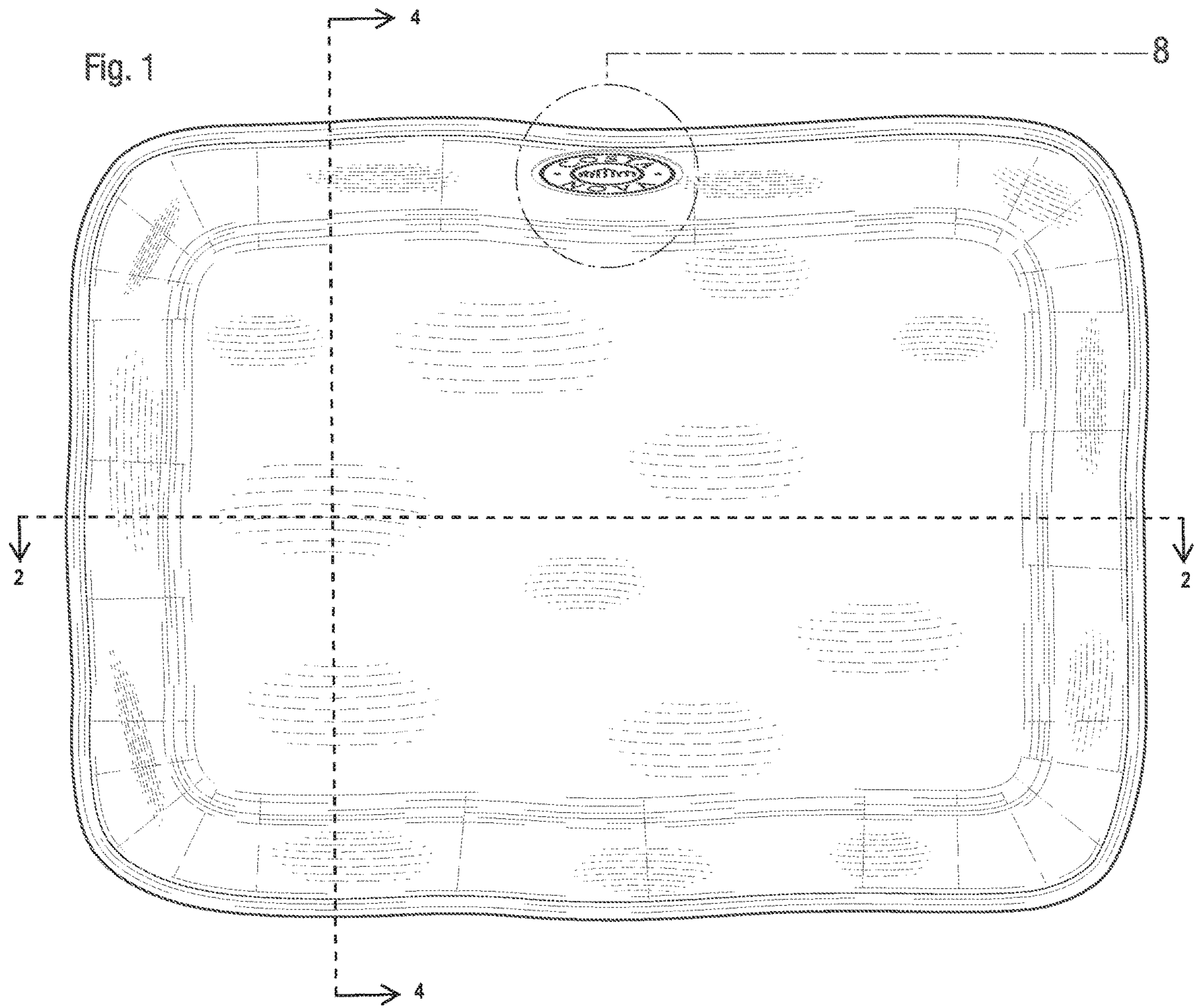


Fig. 2




Fig. 3




Fig. 4




Fig. 5




Fig. 6

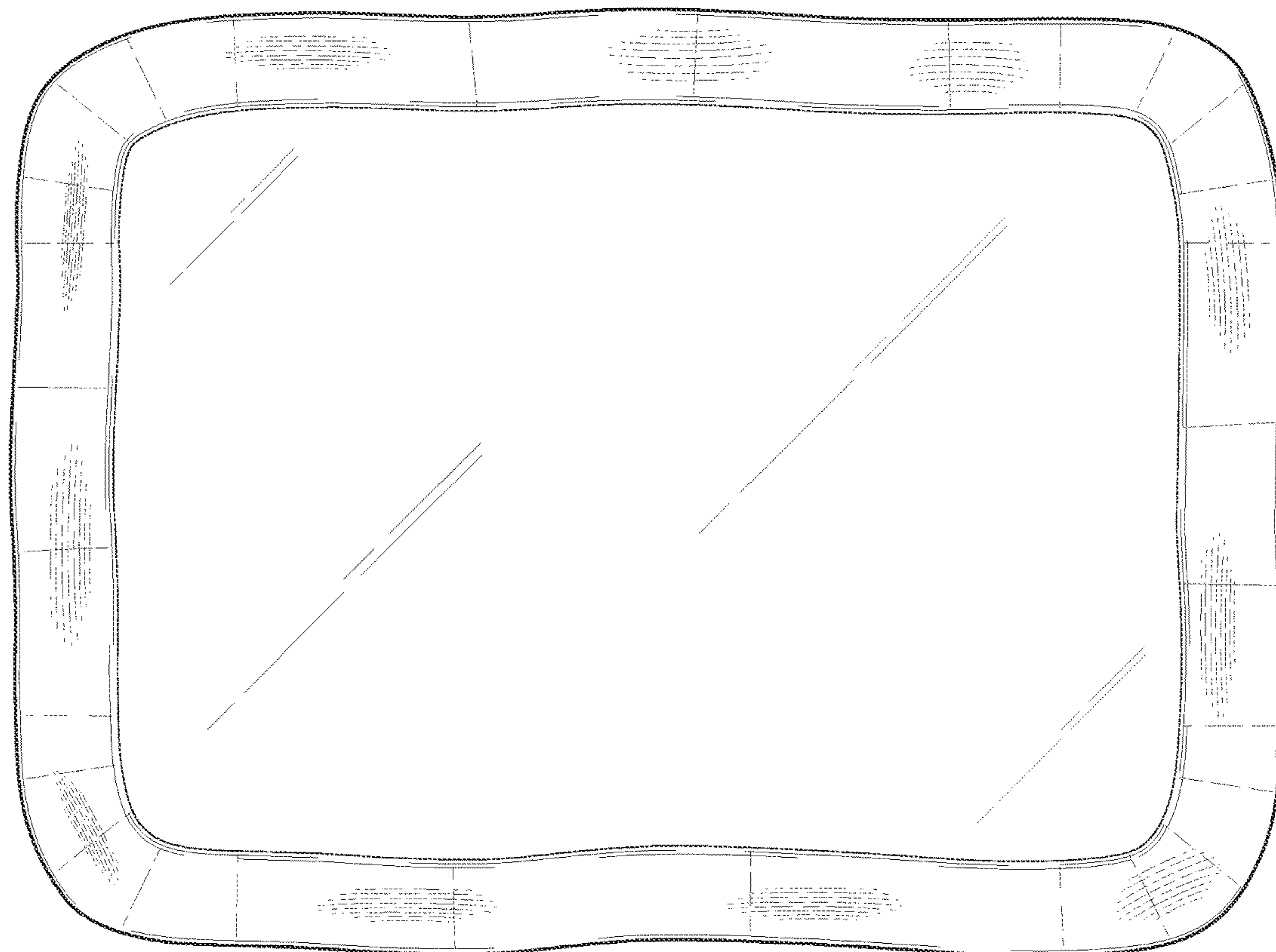


Fig. 7

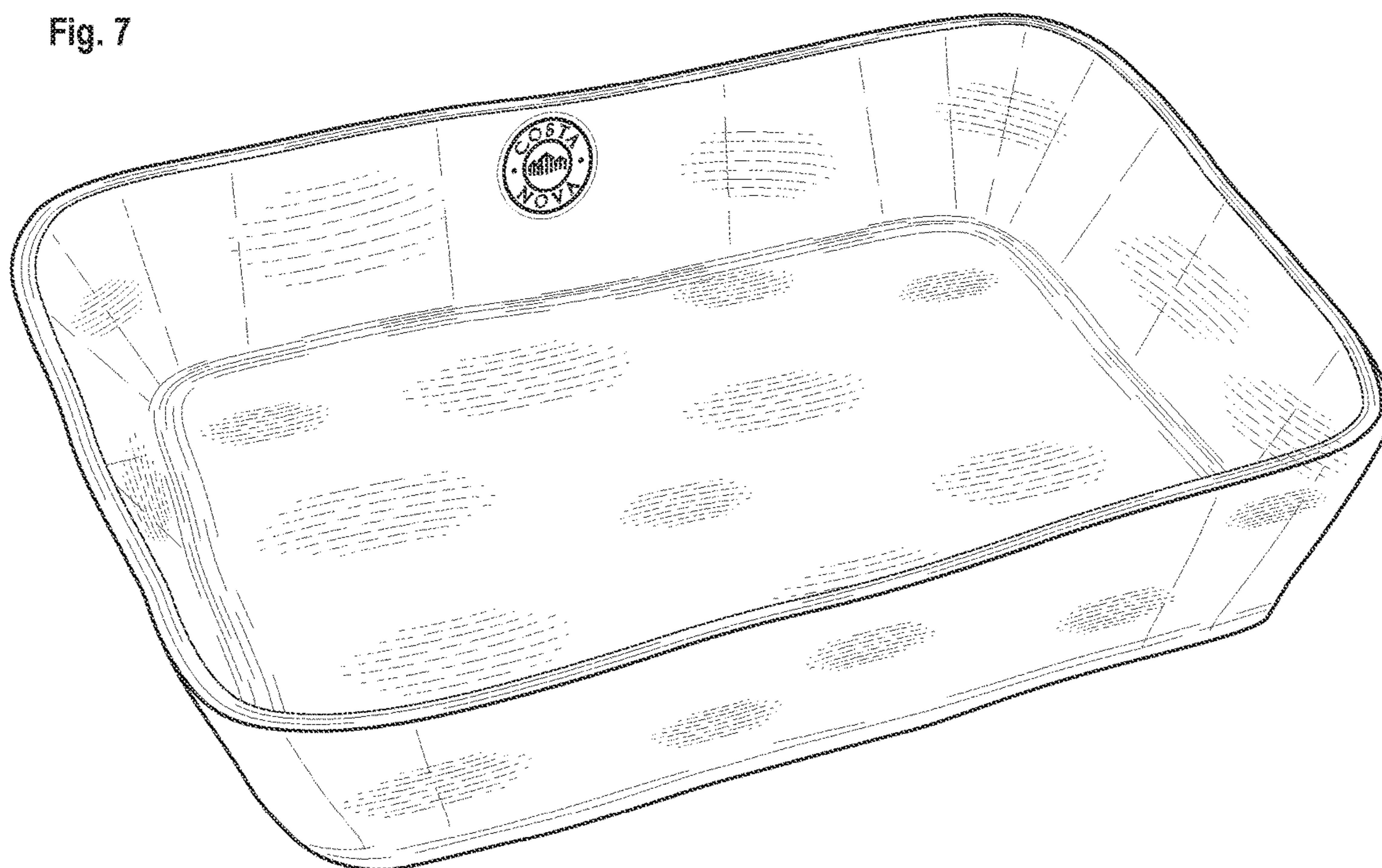


Fig. 8

