

US00D859928S

(12) **United States Design Patent** (10) **Patent No.:** **US D859,928 S**  
**De Oliveira** (45) **Date of Patent:** **\*\* Sep. 17, 2019**

(54) **TABLEWARE**

(71) Applicant: **GRESTEL—Produtos Cerâmicos, S.A., Vagos (PT)**

(72) Inventor: **Manuel António Torres De Oliveira, Vagos (PT)**

(73) Assignee: **GRESTEL—Produtos Cerâmicos, S.A., Vagos (PT)**

(\*\*) Term: **15 Years**

(21) Appl. No.: **29/653,782**

(22) Filed: **Jun. 19, 2018**

(30) **Foreign Application Priority Data**

Dec. 19, 2017 (EP) ..... 004556256-0001

(51) **LOC (12) Cl.** ..... **07-01**

(52) **U.S. Cl.**

USPC ..... **D7/587**

(58) **Field of Classification Search**

USPC ..... 206/561; D7/557, 587, 558, 541, 584

CPC ..... A47G 23/06

See application file for complete search history.

(56) **References Cited**

U.S. PATENT DOCUMENTS

2,795,942 A \* 6/1957 Harris ..... A47G 19/02  
220/574

D213,459 S \* 3/1969 Gulotta ..... D7/584

D213,461 S \* 3/1969 Gulotta ..... D7/584

D244,247 S \* 5/1977 Jensen ..... D7/545

D353,519 S \* 12/1994 Wolfenden ..... D7/545

D419,383 S \* 1/2000 Wellner ..... D7/543

D484,750 S \* 1/2004 Ayers ..... D7/560

D485,128 S \* 1/2004 Ayers ..... D7/560

D492,159 S \* 6/2004 Carlson ..... D7/584

D494,420 S \* 8/2004 Wellner ..... D7/587

D494,818 S \* 8/2004 Jalet ..... D7/584

D495,563 S \* 9/2004 Winde-Liu ..... D7/550.1

D528,366 S \* 9/2006 Medard ..... D7/545

D587,530 S \* 3/2009 Sarniak, III ..... D7/584

D711,191 S \* 8/2014 Lee ..... D7/388

D786,622 S \* 5/2017 Passot ..... D7/584

D786,623 S \* 5/2017 Passot ..... D7/584

D834,890 S \* 12/2018 Schommer ..... D7/500

D837,604 S \* 1/2019 Ribeiro-Ramalhosa ..... D7/584

\* cited by examiner

*Primary Examiner* — Cynthia R Underwood

(74) *Attorney, Agent, or Firm* — Mark M. Friedman

(57) **CLAIM**

The ornamental design for tableware, as shown and described.

**DESCRIPTION**

FIG. 1 is a top view of tableware showing my design; FIG. 2 is a sectional view taken from line 2-2 in FIG. 1; FIG. 3 is a left side view thereof; FIG. 4 is a sectional view taken from line 4-4 in FIG. 1; FIG. 5 is a right side view thereof; FIG. 6 is a bottom view thereof; FIG. 7 is a top perspective view thereof; and, FIG. 8 is an enlarged view of the encircled portion in FIG. 1.

The rear side is a mirror image of the front side. The broken lines encircling and referencing enlargements and the broken lines forming the cross-section markers form no part of the claimed design.

**1 Claim, 4 Drawing Sheets**

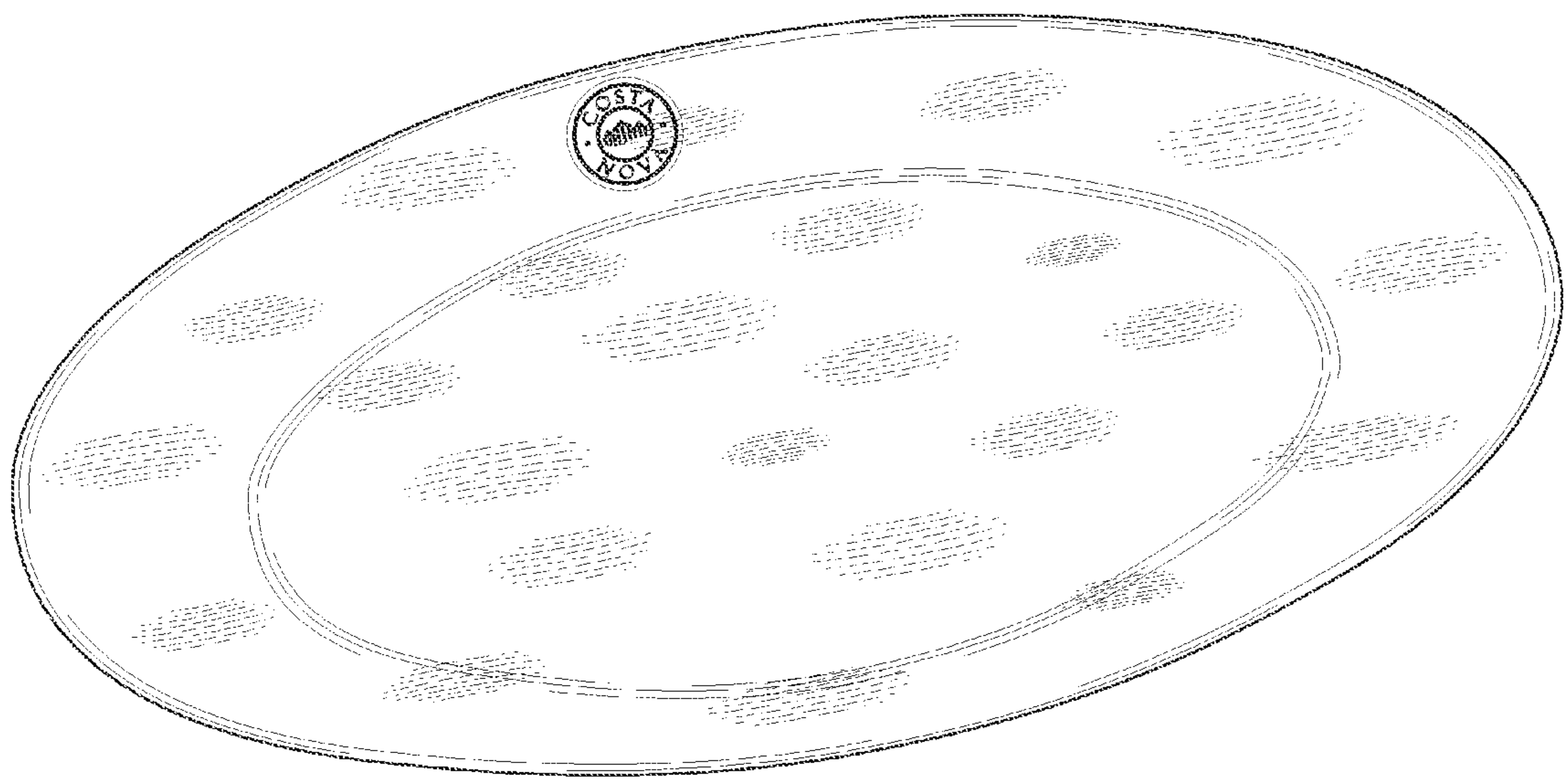


Fig. 1

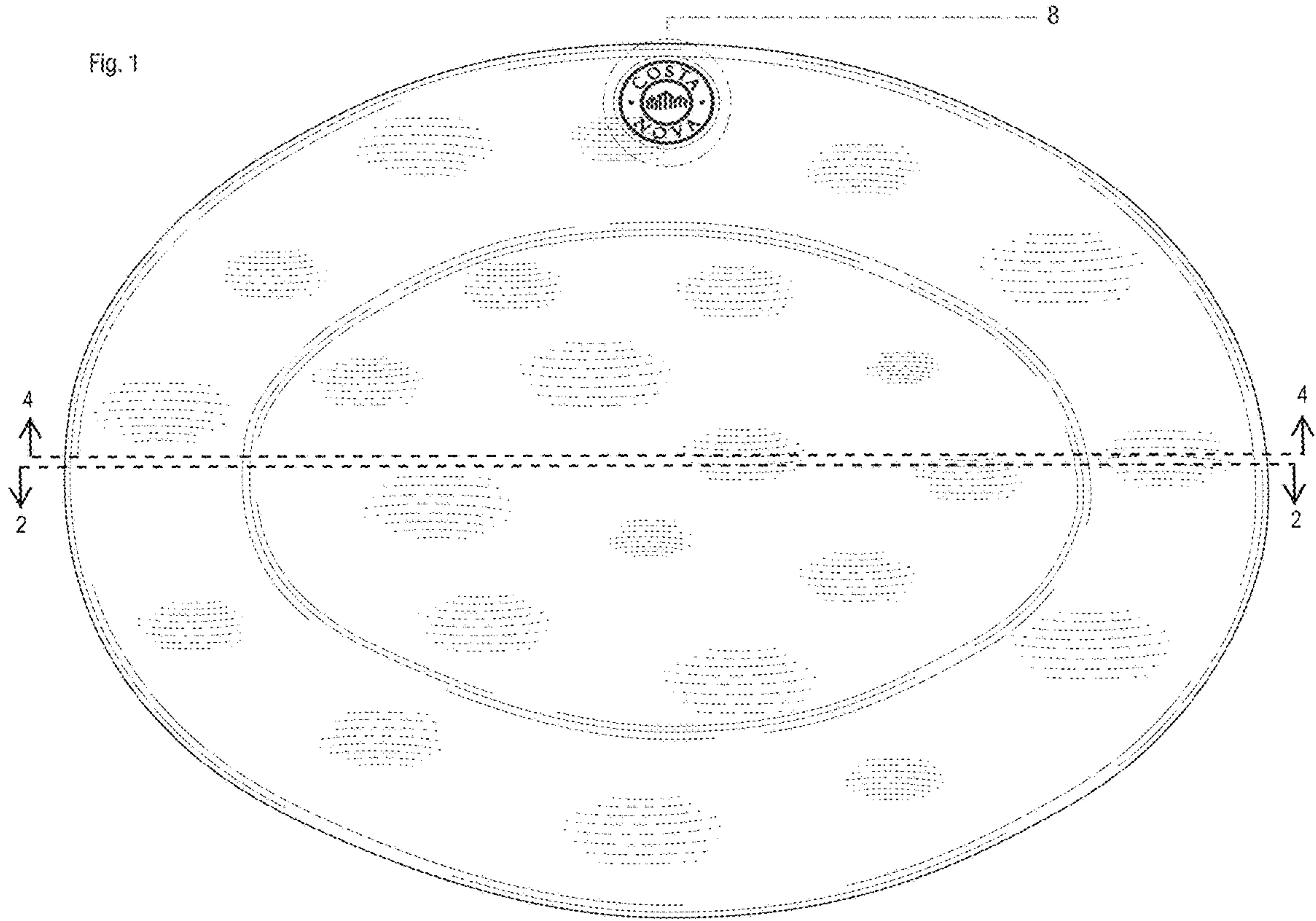


Fig. 2

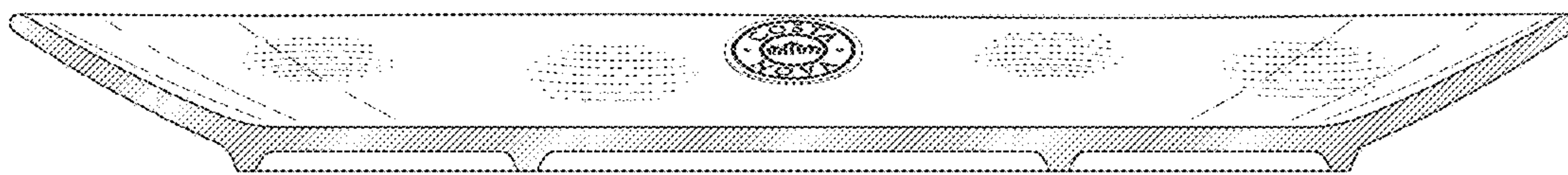


Fig. 3




Fig. 4






Fig. 5


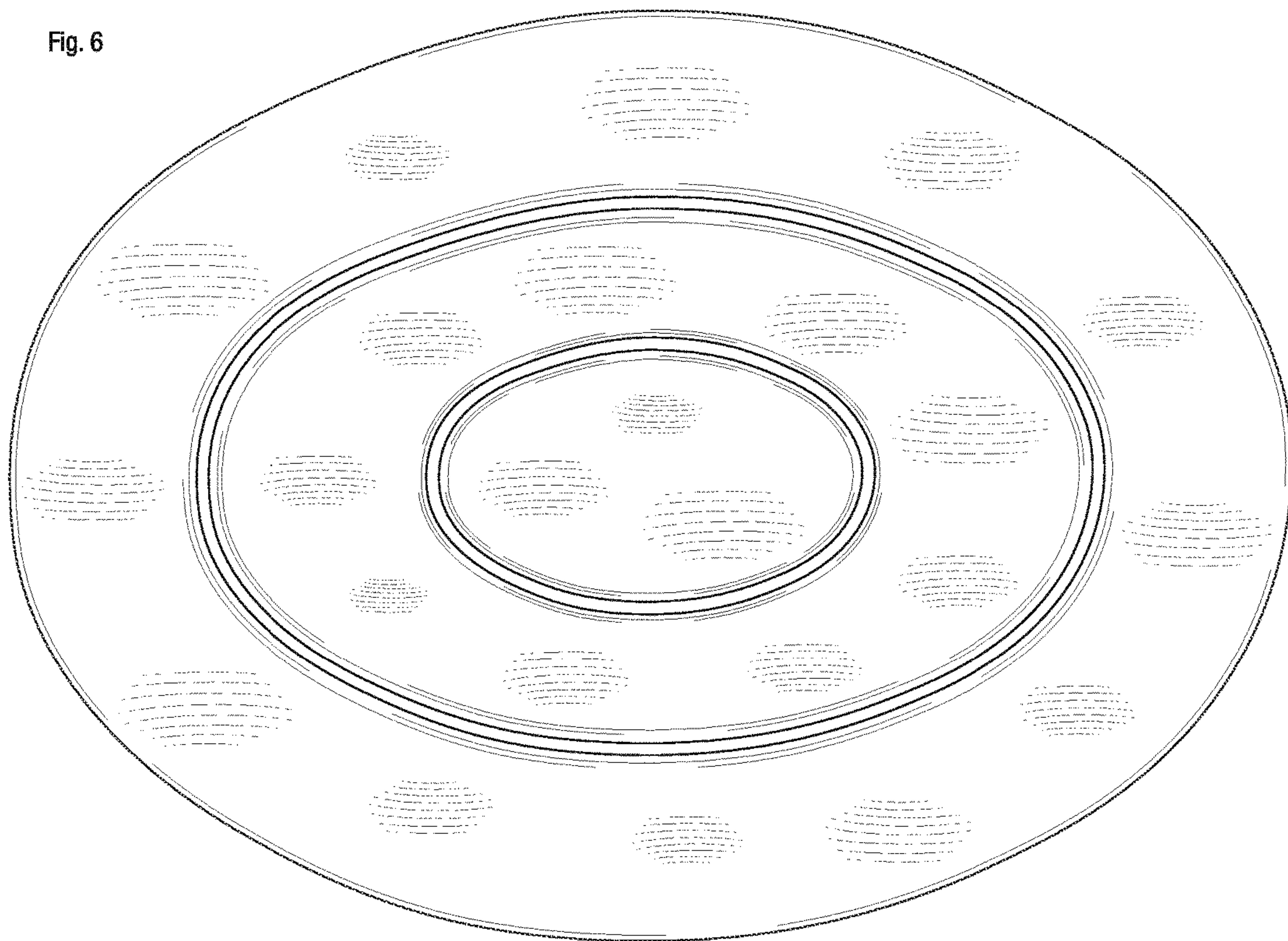


Fig. 6



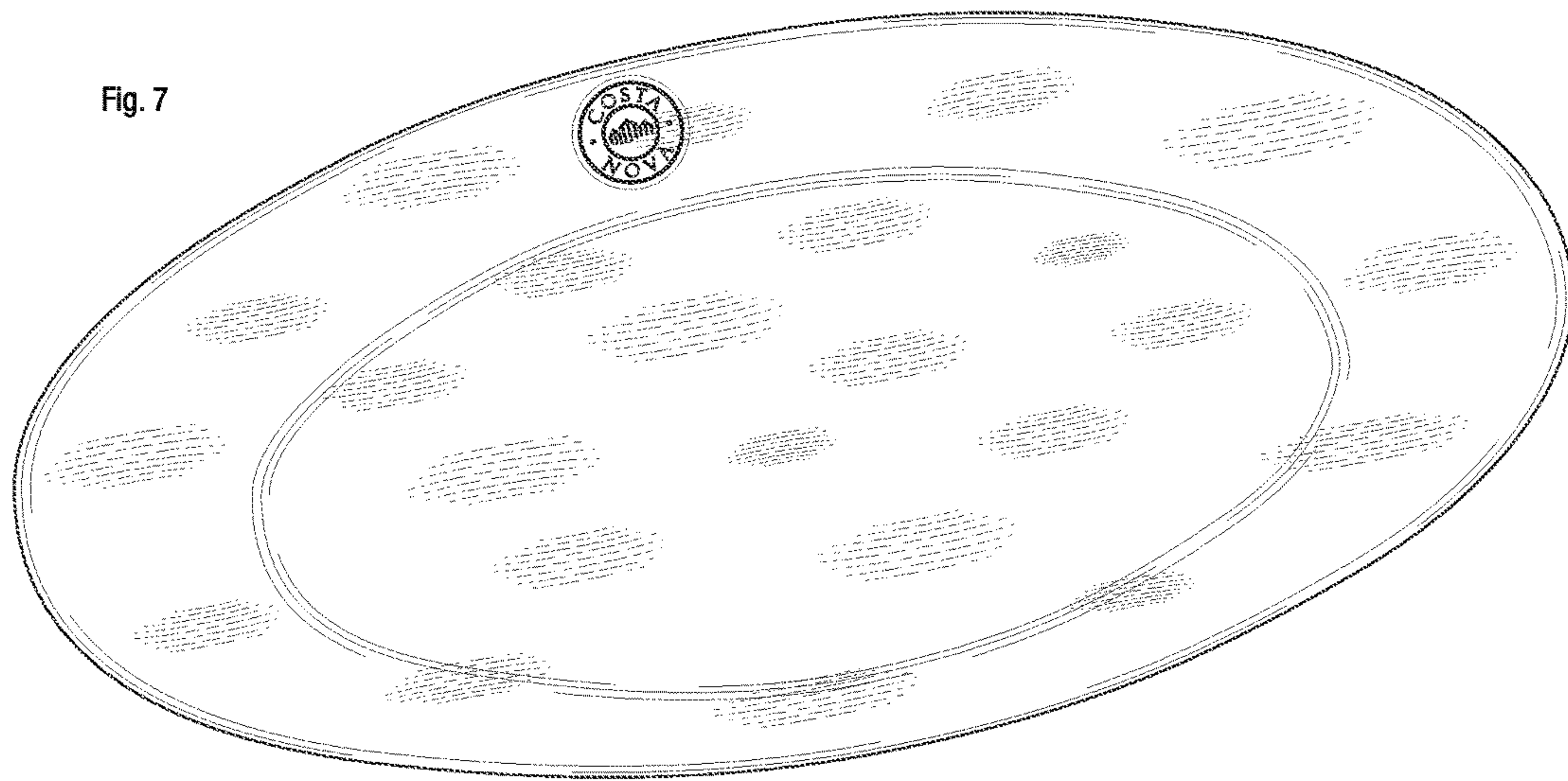


Fig. 8

