



US00D859925S

(12) **United States Design Patent** (10) **Patent No.:** **US D859,925 S**
De Oliveira (45) **Date of Patent:** **** Sep. 17, 2019**

- (54) **TABLEWARE**
- (71) Applicant: **GRESTEL—Produtos Cerâmicos, S.A., Vagos (PT)**
- (72) Inventor: **Manuel António Torres De Oliveira, Vagos (PT)**
- (73) Assignee: **GRESTEL—Produtos Cerâmicos, S.A., Vagos (PT)**
- (**) Term: **15 Years**
- (21) Appl. No.: **29/653,786**
- (22) Filed: **Jun. 19, 2018**
- (30) **Foreign Application Priority Data**
- Dec. 19, 2017 (EP) 004556256-0005
- (51) **LOC (12) Cl.** **07-01**
- (52) **U.S. Cl.**
- USPC **D7/584**
- (58) **Field of Classification Search**
- USPC 206/561; D7/557, 587, 558, 541, 584
- CPC A47G 23/06
- See application file for complete search history.

D484,750 S *	1/2004	Ayers	D7/560
D485,128 S *	1/2004	Ayers	D7/560
D492,159 S *	6/2004	Carlson	D7/584
D494,420 S *	8/2004	Wellner	D7/587
D494,818 S *	8/2004	Jalet	D7/584
D495,563 S *	9/2004	Winde-Liu	D7/550.1
D528,366 S *	9/2006	Medard	D7/545
D587,530 S *	3/2009	Sarniak, III	D7/584
D711,191 S *	8/2014	Lee	D7/388
D786,622 S *	5/2017	Passot	D7/584
D786,623 S *	5/2017	Passot	D7/584
D834,890 S *	12/2018	Schommer	D7/500
D837,604 S *	1/2019	Ribeiro-Ramalhosa	D7/584

* cited by examiner

Primary Examiner — Cynthia R Underwood
 (74) *Attorney, Agent, or Firm* — Mark M. Friedman

- (56) **References Cited**
- U.S. PATENT DOCUMENTS
- 2,795,942 A * 6/1957 Harris A47G 19/02
220/574
- D213,459 S * 3/1969 Gulotta D7/584
- D213,461 S * 3/1969 Gulotta D7/584
- D244,247 S * 5/1977 Jensen D7/545
- D353,519 S * 12/1994 Wolfenden D7/545
- D419,383 S * 1/2000 Wellner D7/543

(57) **CLAIM**

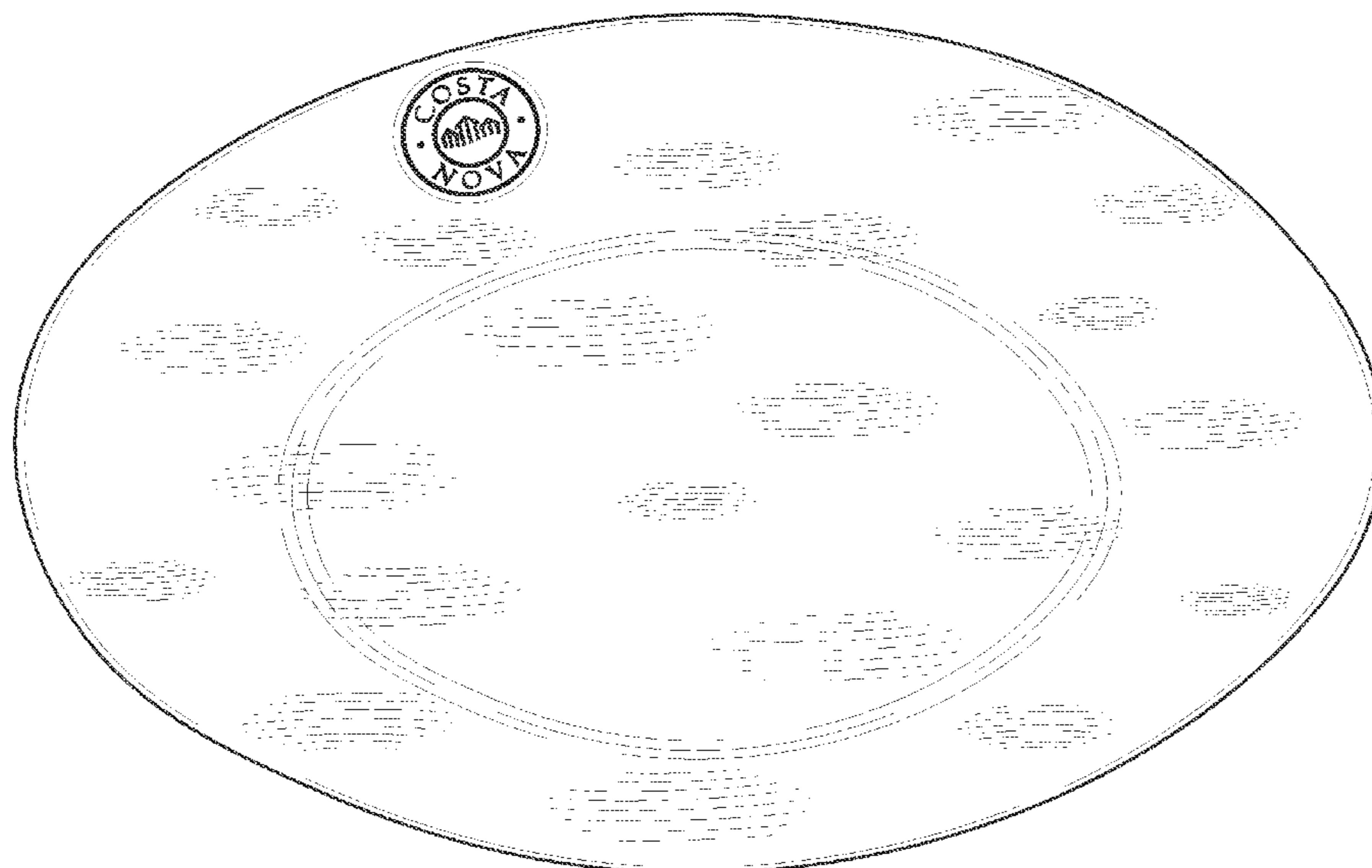
The ornamental design for tableware, as shown and described.

DESCRIPTION

FIG. 1 is a top view of tableware showing my design; FIG. 2 is a sectional view taken from line 2-2 in FIG. 1; FIG. 3 is a left side view thereof; FIG. 4 is a sectional view taken from line 4-4 in FIG. 1; FIG. 5 is a right side view thereof; FIG. 6 is a bottom view thereof; FIG. 7 is a top perspective view thereof; and, FIG. 8 is an enlarged view of the encircled portion in FIG. 1.

The rear view is a mirror image of the front view. The broken lines encircling and referencing enlargements and the broken lines forming the cross-section markers form no part of the claimed design.

1 Claim, 4 Drawing Sheets



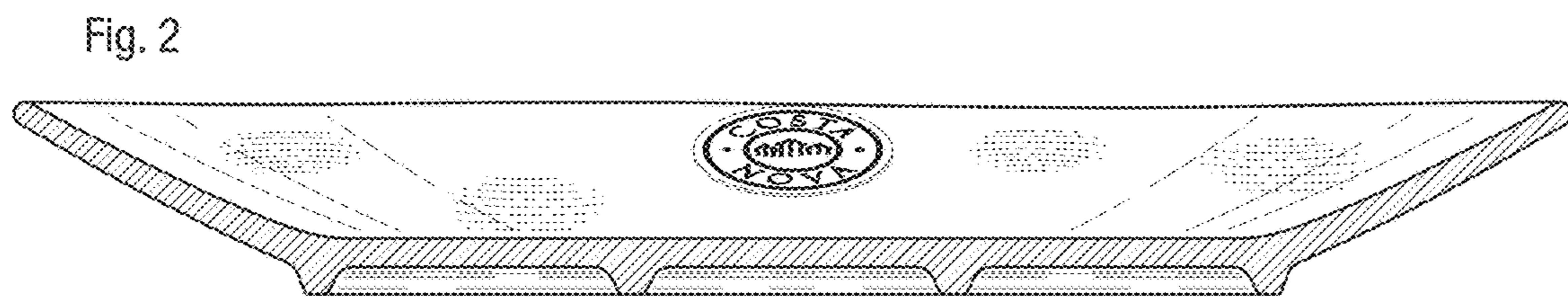
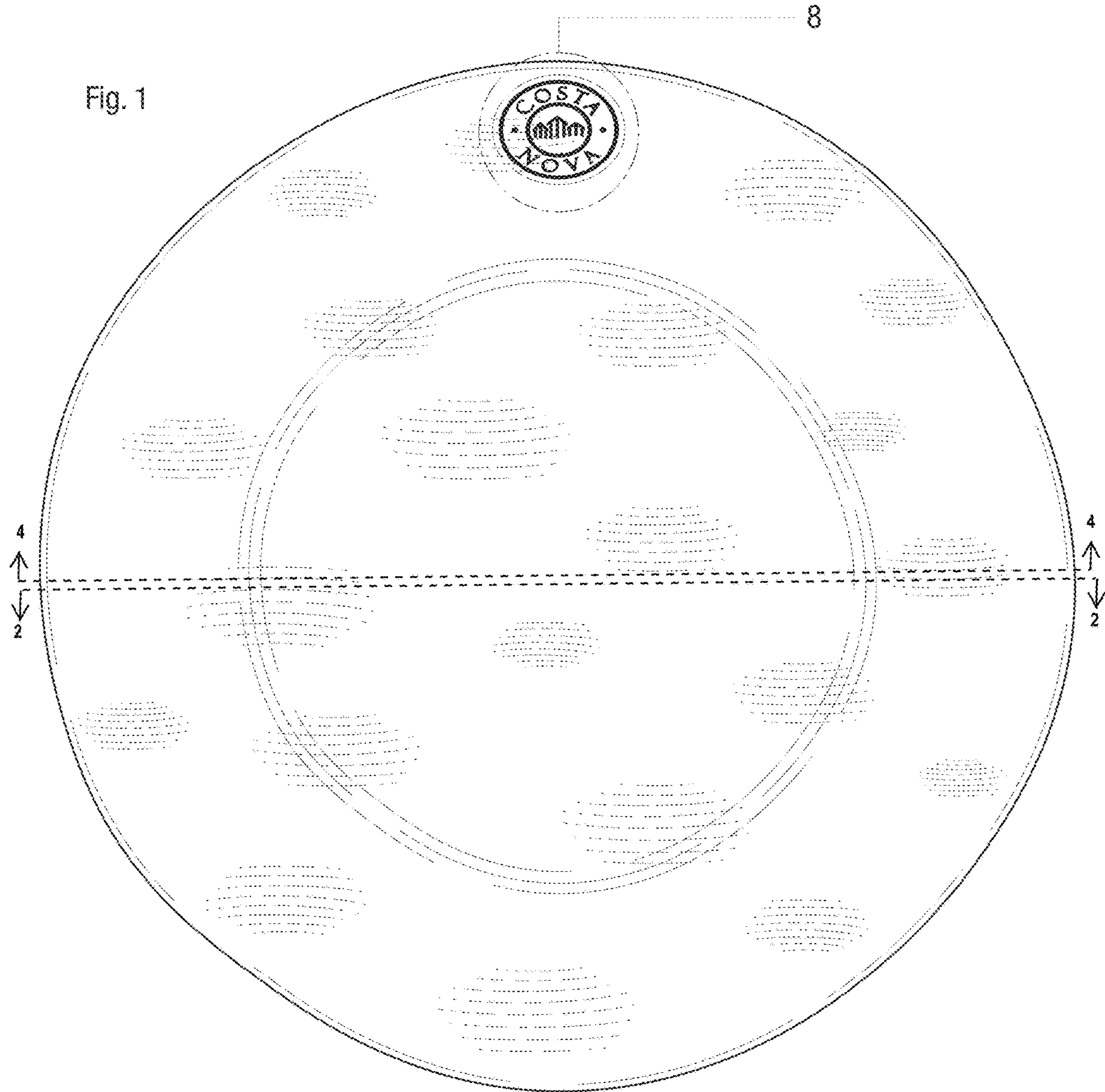


Fig. 3




Fig. 4




Fig. 5




Fig. 6

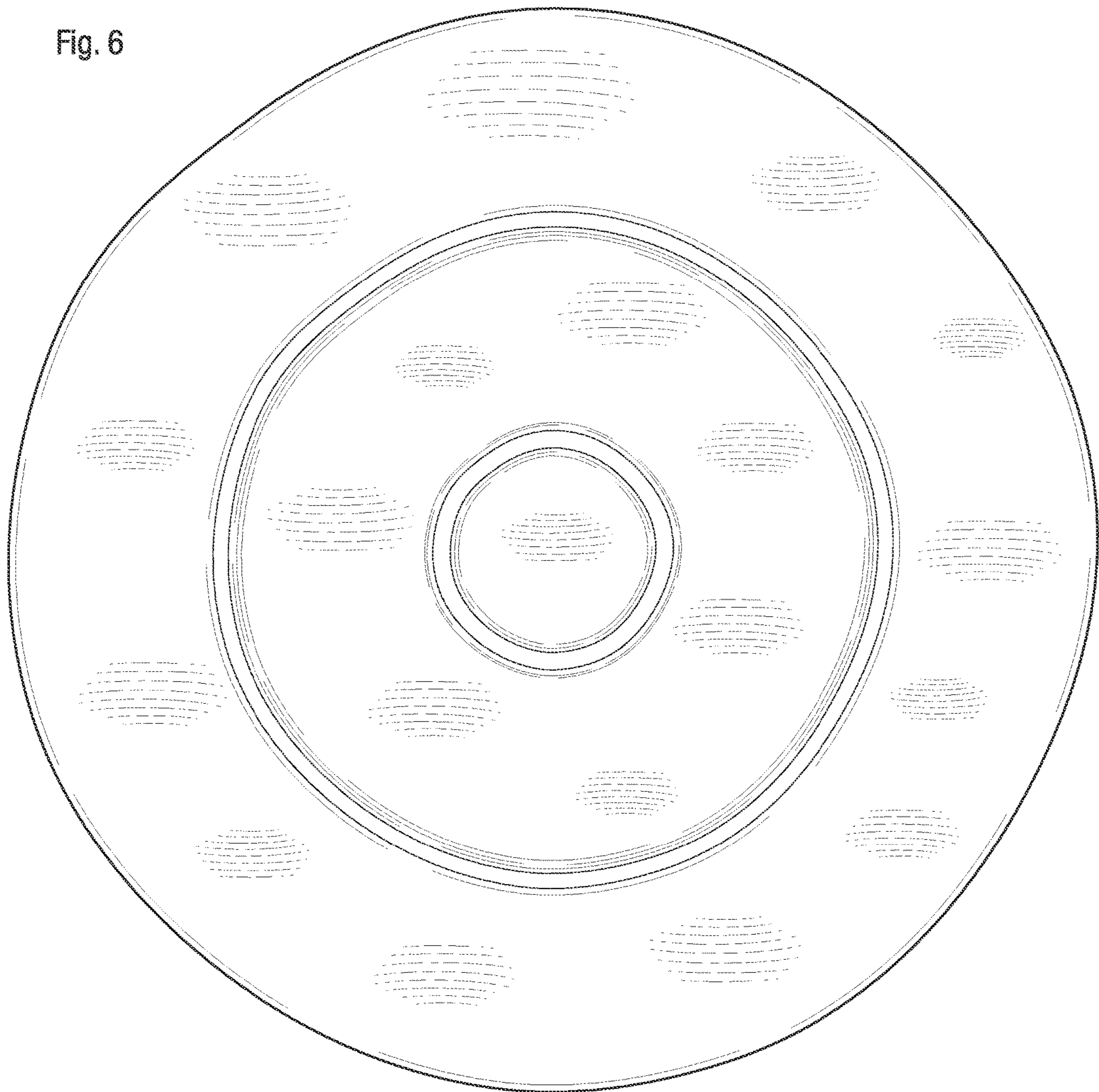


Fig. 7

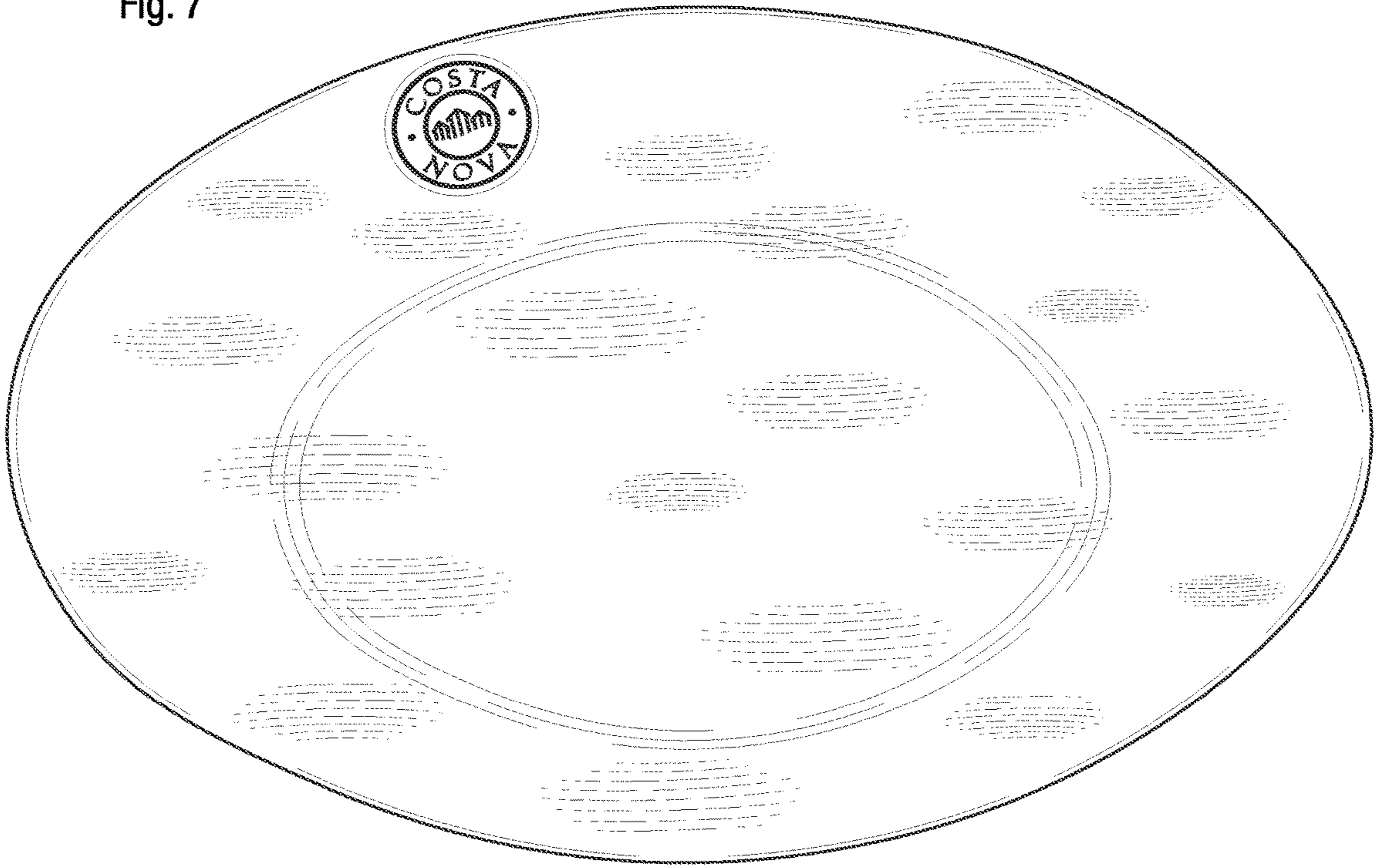


Fig. 8

