



US00D859898S

(12) **United States Design Patent** (10) **Patent No.:** **US D859,898 S**
Adams (45) **Date of Patent:** **** Sep. 17, 2019**

(54) **GEOMETRICAL COLUMN UNIT**
(71) Applicant: **Brian M. Adams**, Bellbrook, OH (US)
(72) Inventor: **Brian M. Adams**, Bellbrook, OH (US)
(**) Term: **15 Years**
(21) Appl. No.: **29/636,979**
(22) Filed: **Feb. 13, 2018**
(51) **LOC (12) Cl.** **06-06**
(52) **U.S. Cl.**
USPC **D6/708**; D25/121; D25/126
(58) **Field of Classification Search**
USPC D6/708, 708.1, 708.11, 708.12, 708.14,
D6/708.15, 708.16, 708.17, 708.18, 708.2,
D6/708.21, 708.22, 708.23, 708.25;
D25/120, 121, 126, 128, 130, 133
CPC A47B 7/00; A47B 11/00; A47B 13/00;
A47B 2013/024; A47B 2013/025; A47B
91/00; A47B 91/005; A47B 91/12; A47B
91/14; A47B 91/16
See application file for complete search history.

D296,635 S * 7/1988 Kelley D6/709
D306,107 S * 2/1990 Grosfillex 108/150
D329,768 S * 9/1992 Intardonato D6/708.17
D352,118 S * 11/1994 Kipfmueller D25/126
D376,516 S * 12/1996 Skinner D8/8
D431,133 S * 9/2000 Lewis D6/691.4
7,255,155 B2 * 8/2007 O'Donnell F24H 9/0026
165/109.1
D558,901 S * 1/2008 Hing D25/126
D560,826 S * 1/2008 Speek D25/126
D566,573 S * 4/2008 Lestelle D9/520
D773,222 S * 12/2016 Smith D6/708.16
D773,414 S * 12/2016 Hoffman D13/183
D783,886 S * 4/2017 Adams D26/118

* cited by examiner

Primary Examiner — Mary Ann Calabrese
Assistant Examiner — Catherine Ho
(74) *Attorney, Agent, or Firm* — Dinsmore & Shohl LLP

(57) **CLAIM**

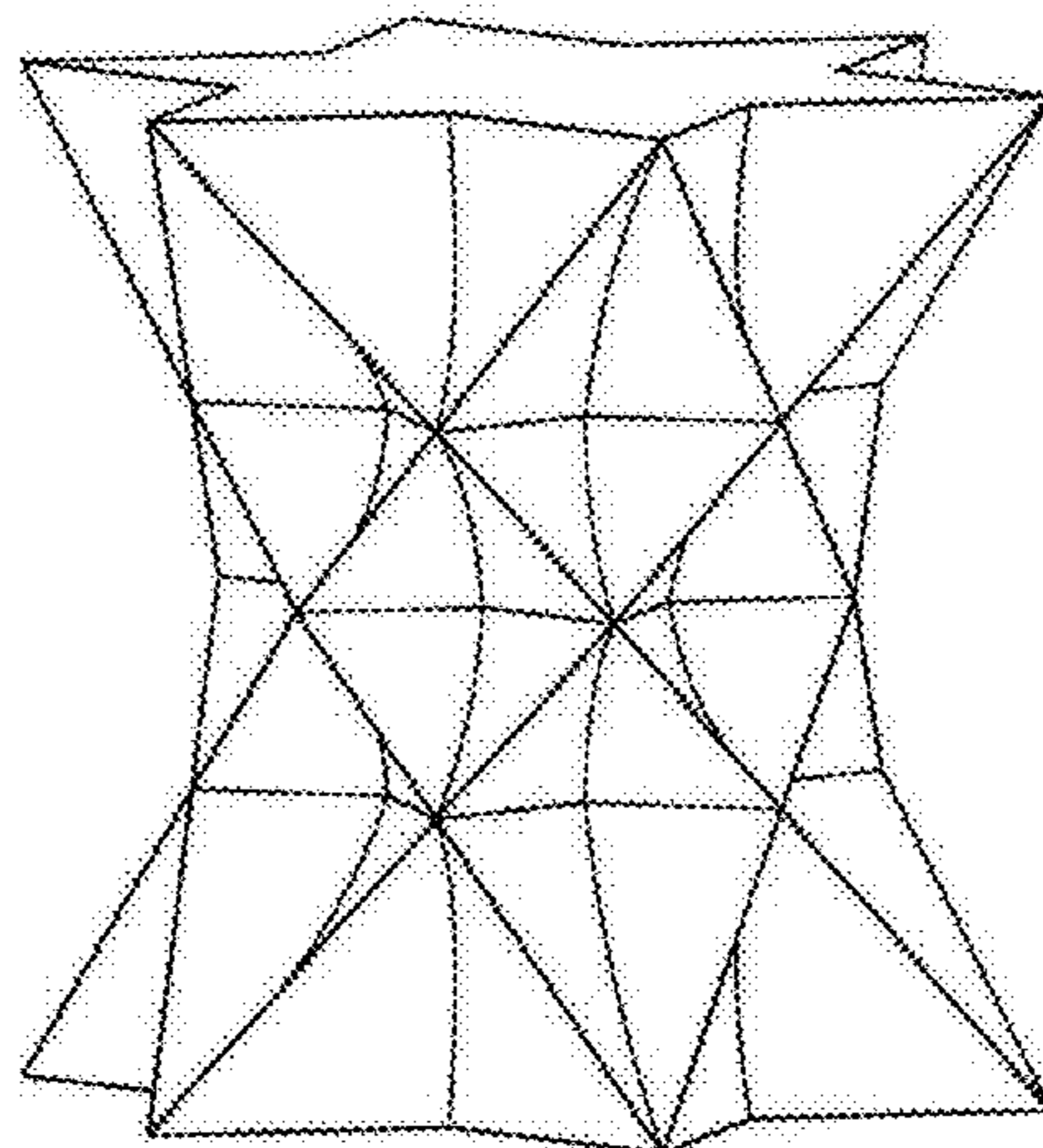
The ornamental design of a geometrical column unit, as shown and described.

DESCRIPTION

FIG. 1 is a top perspective of a geometrical column unit, showing my new design;
FIG. 2 is a front side elevational view thereof, the rear side elevational view being a mirror image thereof;
FIG. 3 is a right side elevational view thereof, the left side elevational view being a mirror image thereof;
FIG. 4 is a top plan view thereof; and,
FIG. 5 is a bottom plan view thereof.
The new, original, and ornamental design of the geometrical column unit is contemplated to be a repeatable single segment capable of being stacked at the top and/or bottom surfaces to continue an unbroken/broken surface pattern of the right, left, front and back sides.

1 Claim, 5 Drawing Sheets

(56) **References Cited**
U.S. PATENT DOCUMENTS
D5,177 S * 8/1871 Gould D25/128
414,090 A * 10/1889 Taylor B21C 3/06
72/468
910,192 A * 1/1909 Grouvelle F28F 13/12
138/177
D189,528 S * 1/1961 Meyers D25/126
3,196,061 A * 7/1965 Paulson B27M 3/0053
108/150
4,069,638 A * 1/1978 Hasselqvist B21C 37/104
403/231
D267,609 S * 1/1983 Reistetter D6/692.5
D278,676 S * 5/1985 DeAre D11/164
D285,760 S * 9/1986 Milling D6/695.2



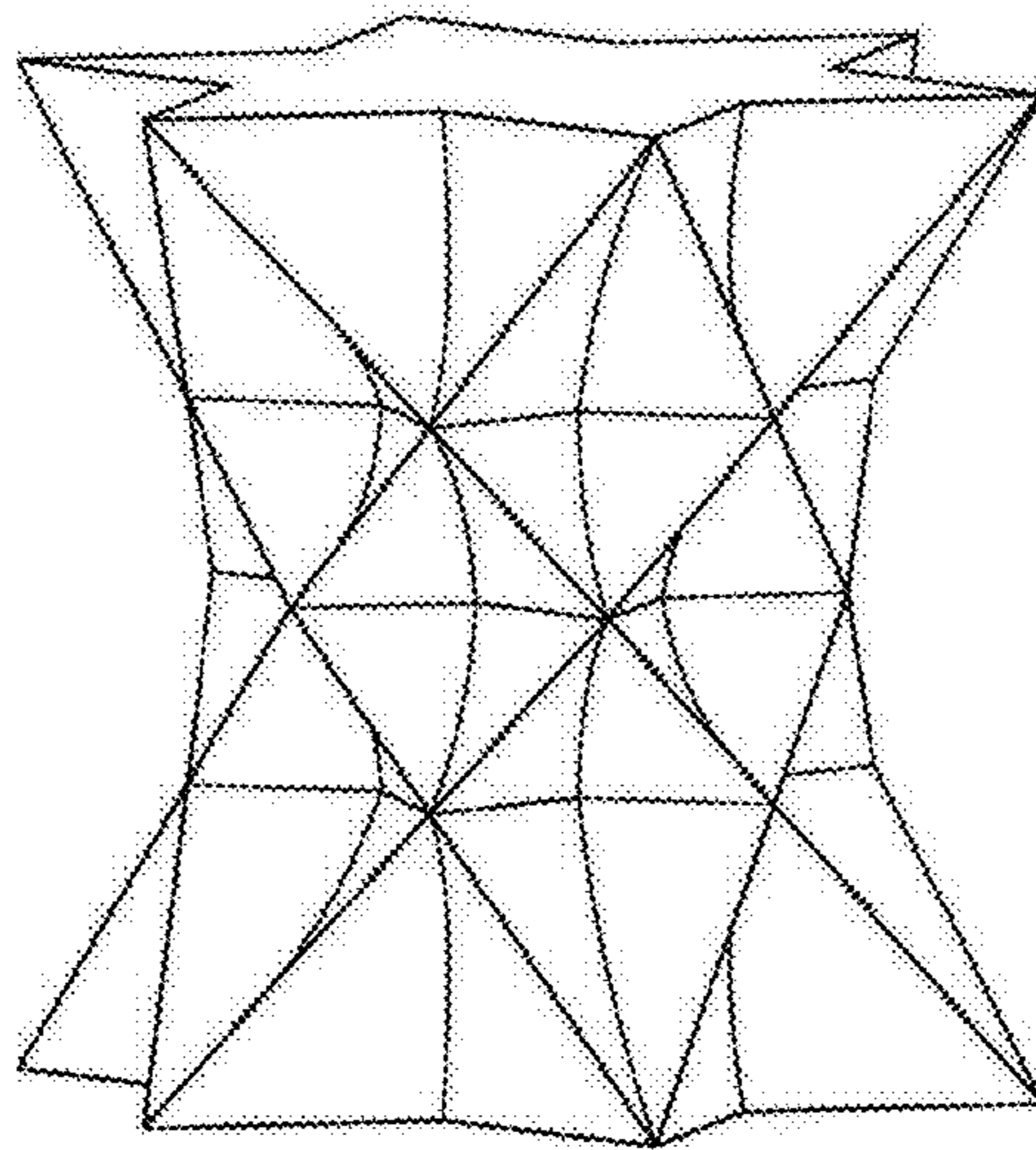


FIG. 1

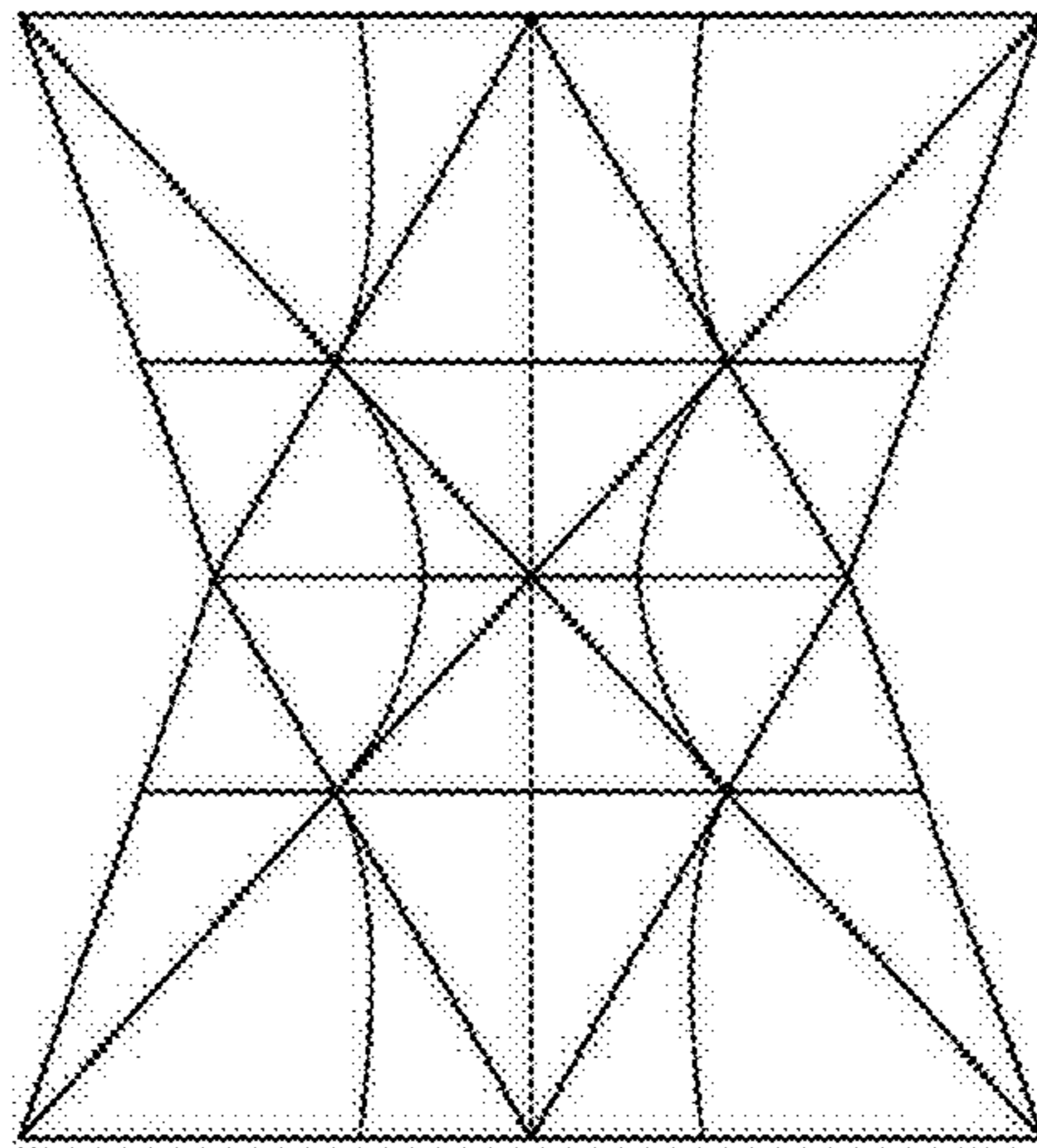


FIG. 2

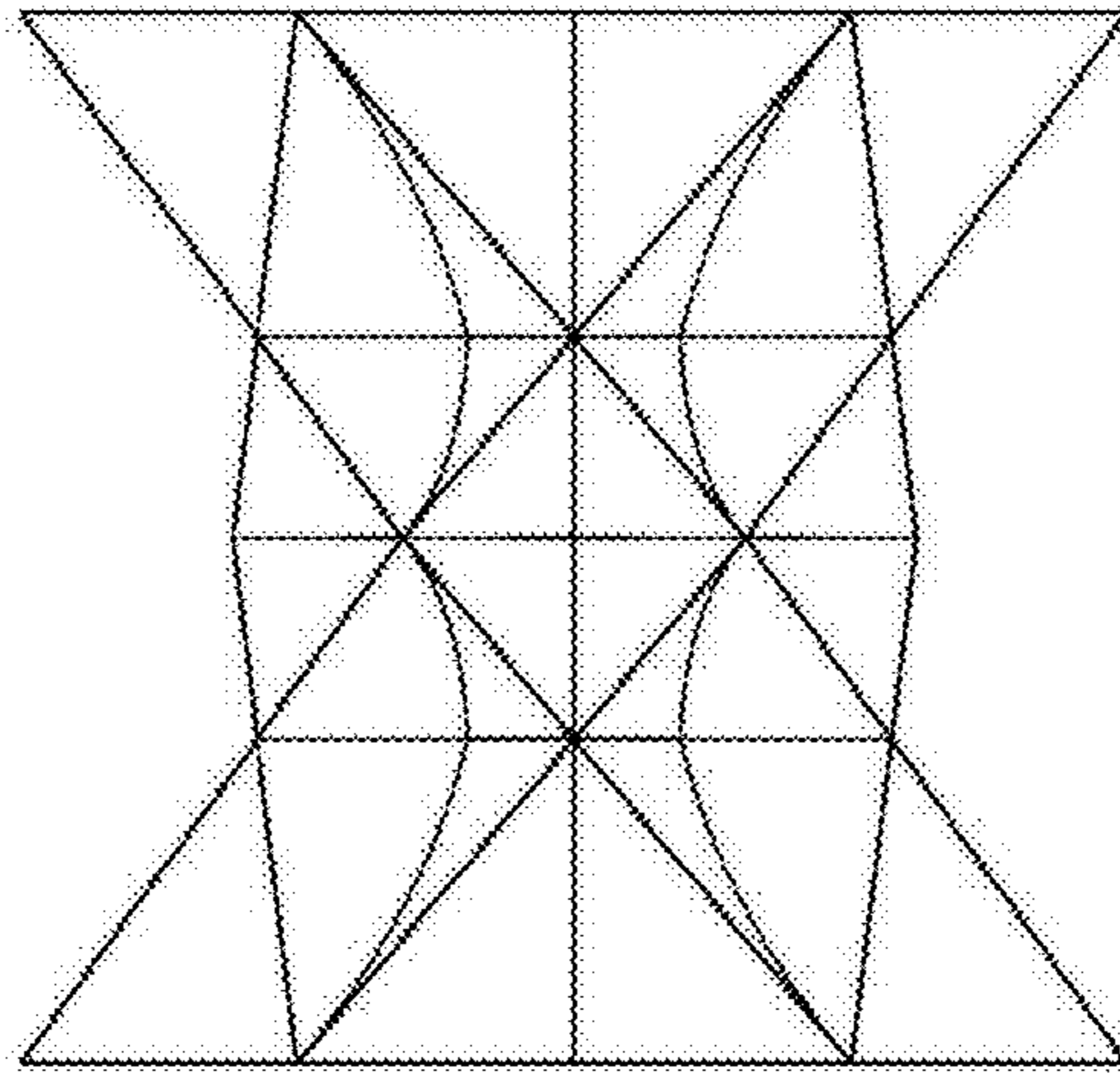


FIG. 3

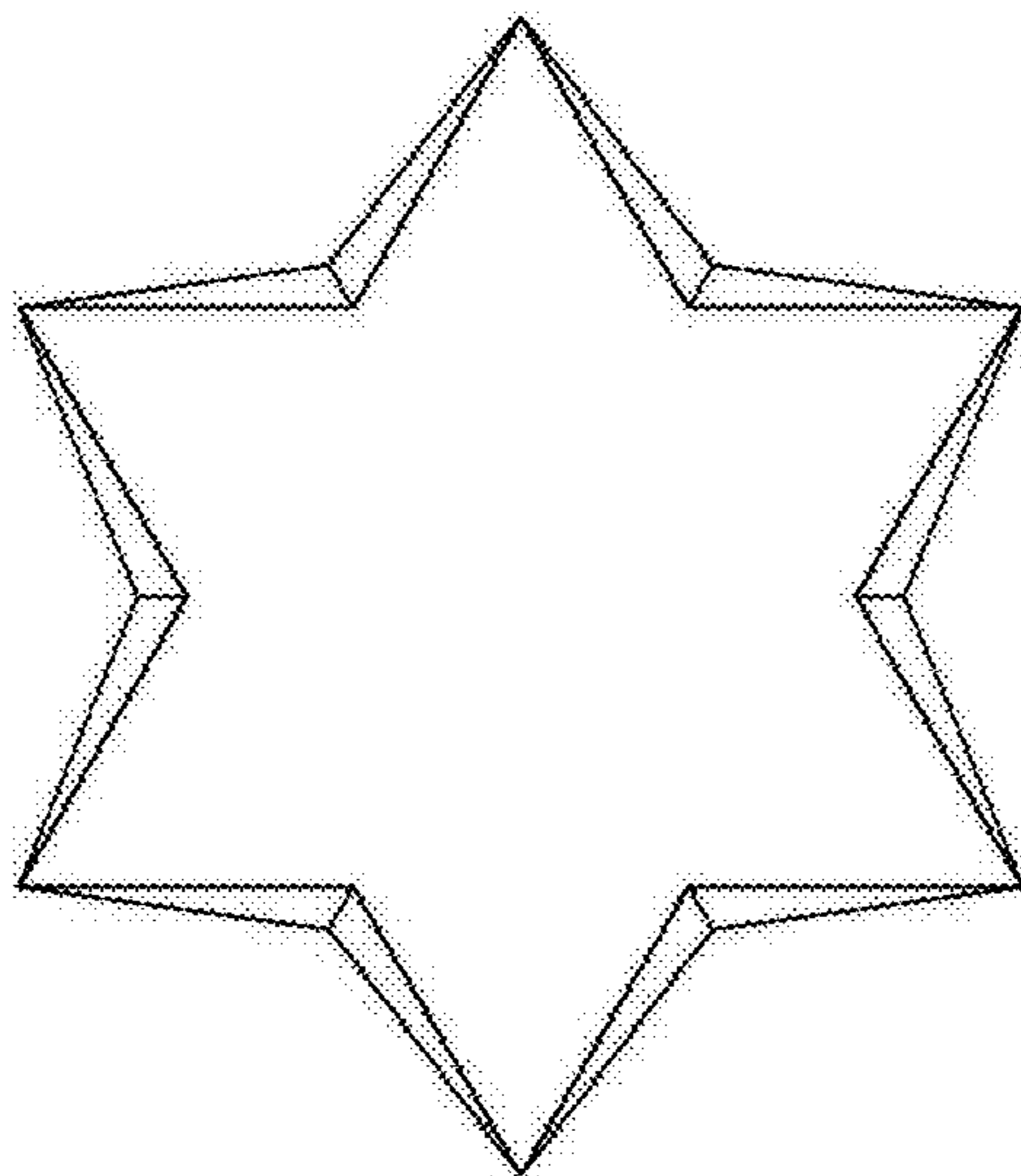


FIG. 4

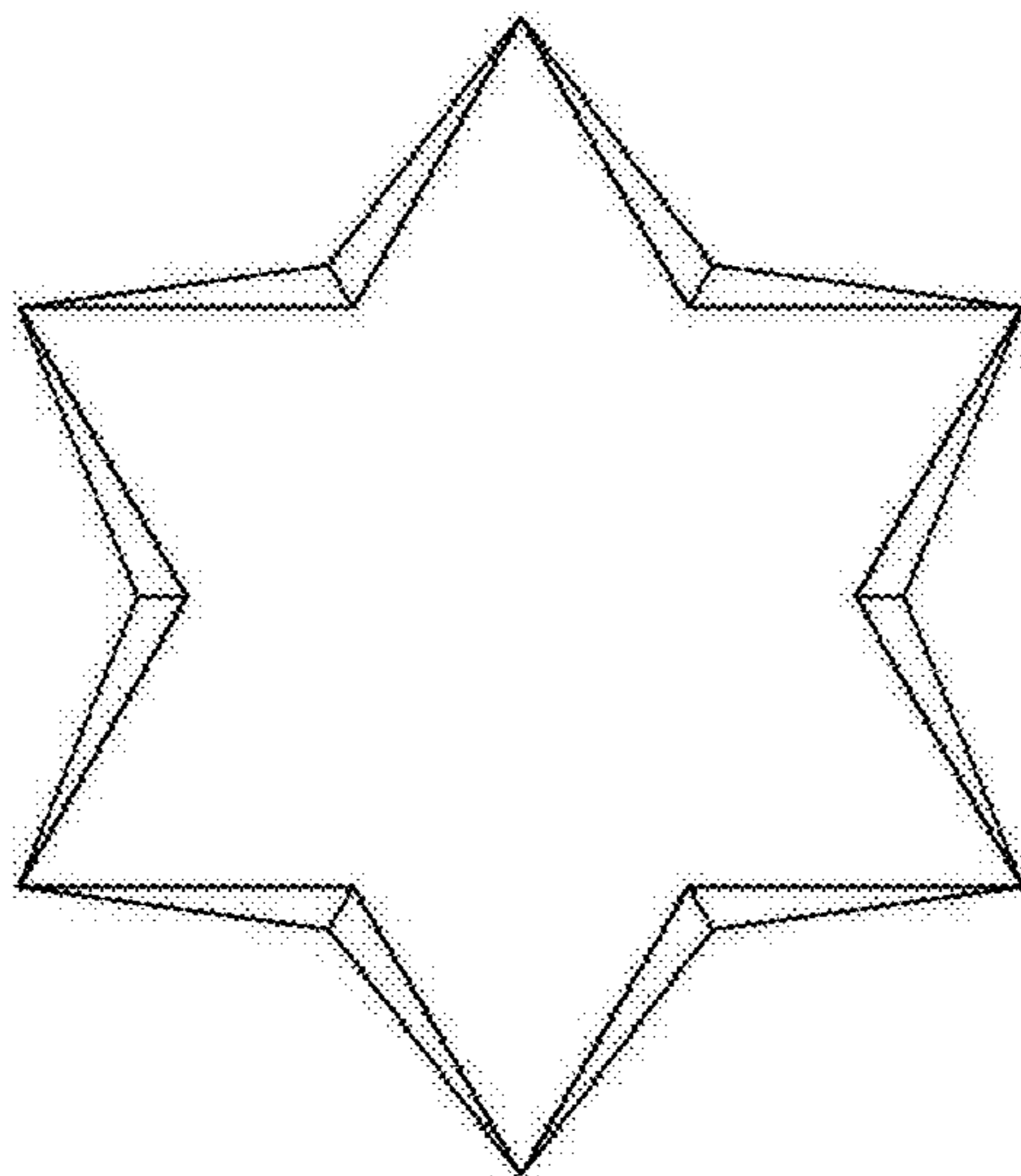


FIG. 5