



US00D859897S

(12) **United States Design Patent** (10) **Patent No.:** **US D859,897 S**  
**Adams** (45) **Date of Patent:** **\*\* Sep. 17, 2019**

(54) **GEOMETRICAL COLUMN UNIT**  
(71) Applicant: **Brian M. Adams**, Bellbrook, OH (US)  
(72) Inventor: **Brian M. Adams**, Bellbrook, OH (US)  
(\*\*) Term: **15 Years**  
(21) Appl. No.: **29/636,462**  
(22) Filed: **Feb. 8, 2018**  
(51) **LOC (12) Cl.** ..... **06-06**  
(52) **U.S. Cl.**  
USPC ..... **D6/708**; D25/121; D25/126  
(58) **Field of Classification Search**  
USPC ..... D6/708, 708.1, 708.11, 708.12, 708.14,  
D6/708.15, 708.16, 708.17, 708.18, 708.2,  
D6/708.21, 708.22, 708.23, 708.25;  
D25/120, 121, 126, 128, 130, 133  
CPC ..... A47B 7/00; A47B 11/00; A47B 13/00;  
A47B 2013/024; A47B 2013/025; A47B  
91/00; A47B 91/005; A47B 91/12; A47B  
91/14; A47B 91/16  
See application file for complete search history.

D285,760 S \* 9/1986 Milling ..... D6/695.2  
D296,635 S \* 7/1988 Kelley ..... D6/709  
D306,107 S \* 2/1990 Grosfillex ..... 108/150  
D329,768 S \* 9/1992 Intardonato ..... D6/708.17  
D352,118 S \* 11/1994 Kipfmueller ..... D25/126  
D376,516 S \* 12/1996 Skinner ..... D8/8  
D431,133 S \* 9/2000 Lewis ..... D6/691.4  
7,255,155 B2 \* 8/2007 O'Donnell ..... F24H 9/0026  
165/109.1  
D558,901 S \* 1/2008 Hing ..... D25/126  
D560,826 S \* 1/2008 Speek ..... D25/126  
D566,573 S \* 4/2008 Lestelle ..... D9/520  
D773,222 S \* 12/2016 Smith ..... D6/708.16  
D773,414 S \* 12/2016 Hoffman ..... D13/183  
D783,886 S \* 4/2017 Adams ..... D26/118

\* cited by examiner

*Primary Examiner* — Mary Ann Calabrese  
*Assistant Examiner* — Catherine Ho  
(74) *Attorney, Agent, or Firm* — Dinsmore & Shohl LLP

(57) **CLAIM**

The ornamental design of a geometrical column unit, as shown and described.

**DESCRIPTION**

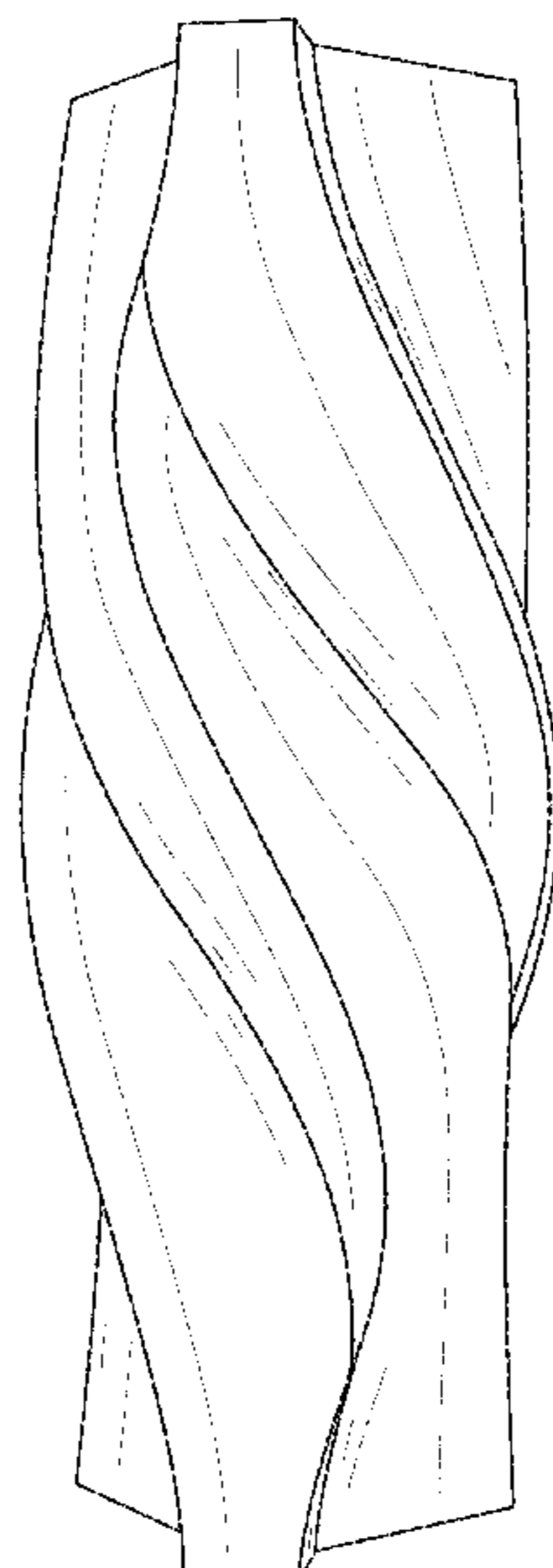
FIG. 1 is a front perspective view of a geometrical column, showing my new design;  
FIG. 2 is a top side perspective view thereof;  
FIG. 3 is a side elevational view thereof;  
FIG. 4 is a top view thereof; and,  
FIG. 5 is a bottom view thereof.  
The new, original, and ornamental design of the geometrical column unit is contemplated to be a repeatable single segment capable of being stacked at the top and/or bottom surfaces to continue an unbroken/or broken surface pattern of the right, left, front and back sides.

**1 Claim, 4 Drawing Sheets**

(56) **References Cited**

U.S. PATENT DOCUMENTS

D5,177 S \* 8/1871 Gould ..... D25/128  
414,090 A \* 10/1889 Taylor ..... B21C 3/06  
72/468  
910,192 A \* 1/1909 Grouvelle ..... F28F 13/12  
138/177  
D189,528 S \* 1/1961 Meyers ..... D25/126  
3,196,061 A \* 7/1965 Paulson ..... B27M 3/0053  
108/150  
4,069,638 A \* 1/1978 Hasselqvist ..... B21C 37/104  
403/231  
D267,609 S \* 1/1983 Reistetter ..... D6/692.5  
D278,676 S \* 5/1985 DeAre ..... D11/164



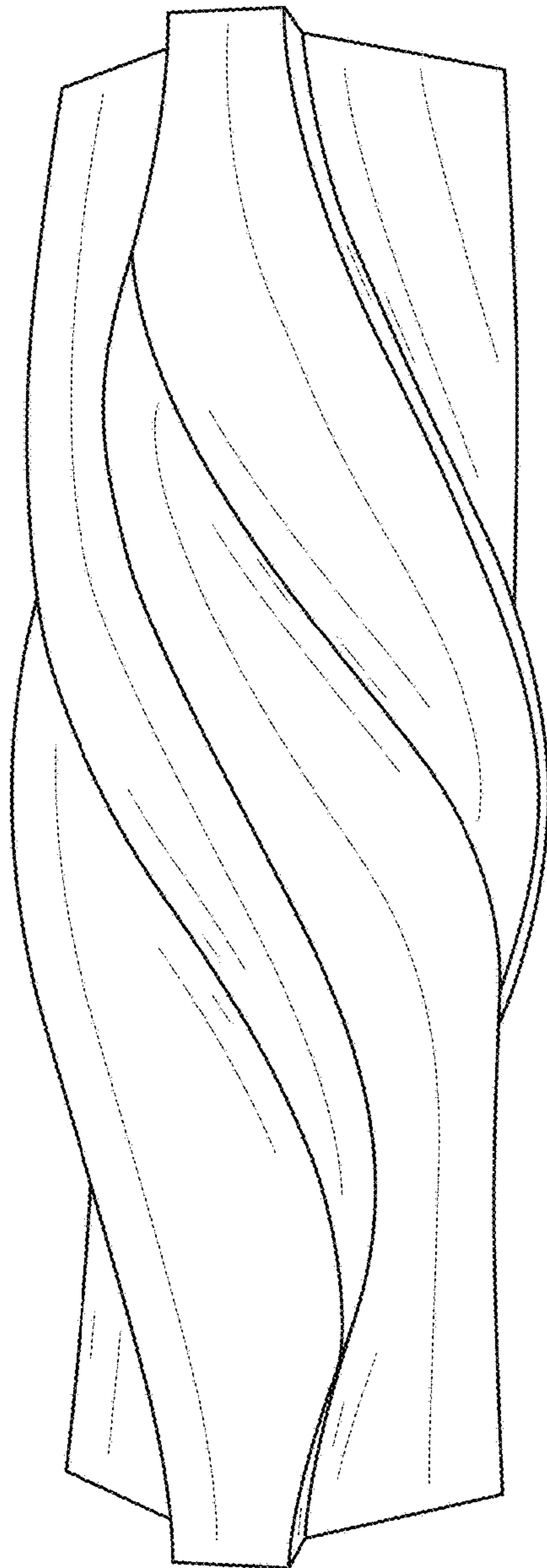


FIG. 1



FIG. 2

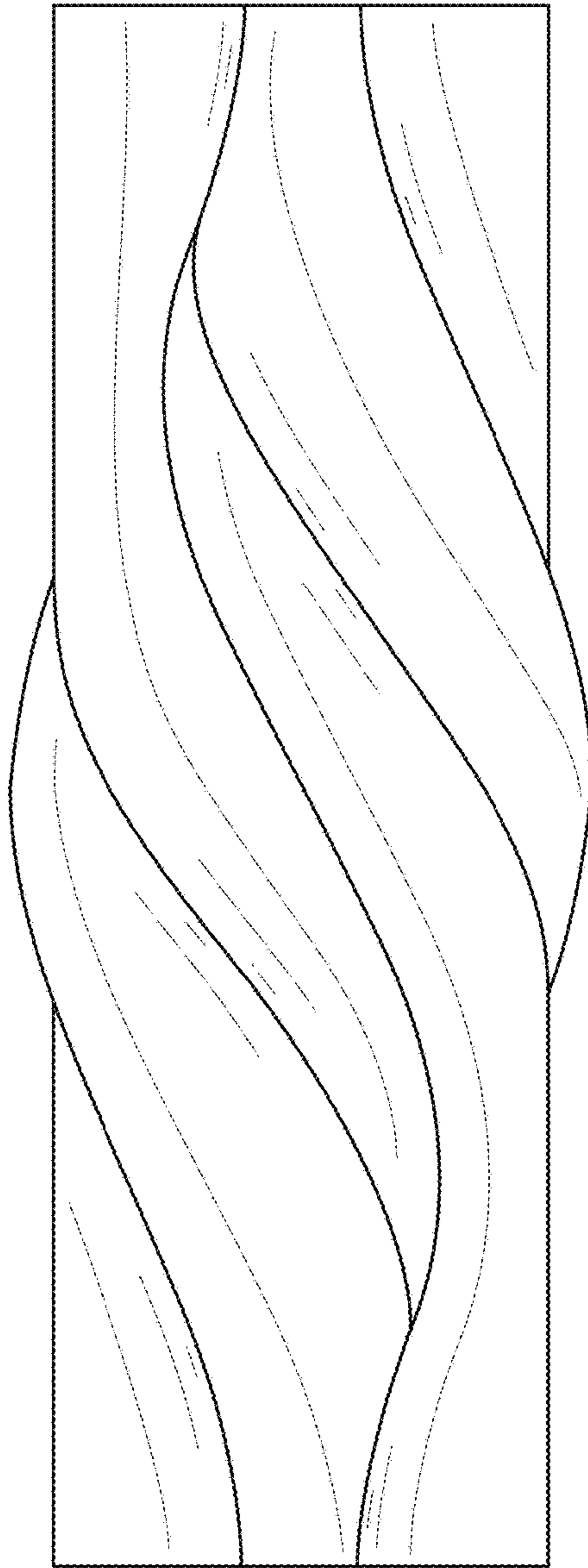


FIG. 3

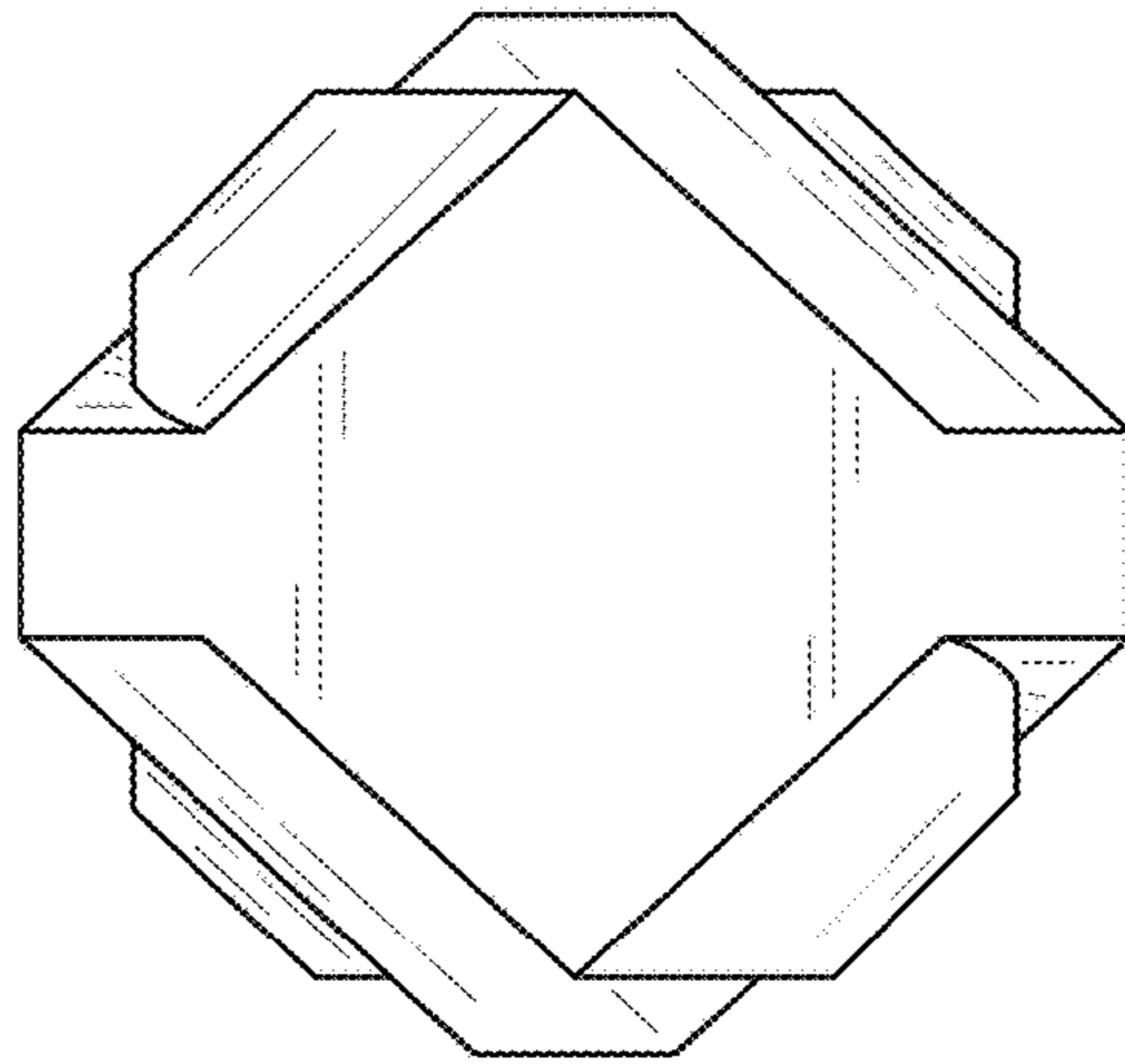


FIG. 4

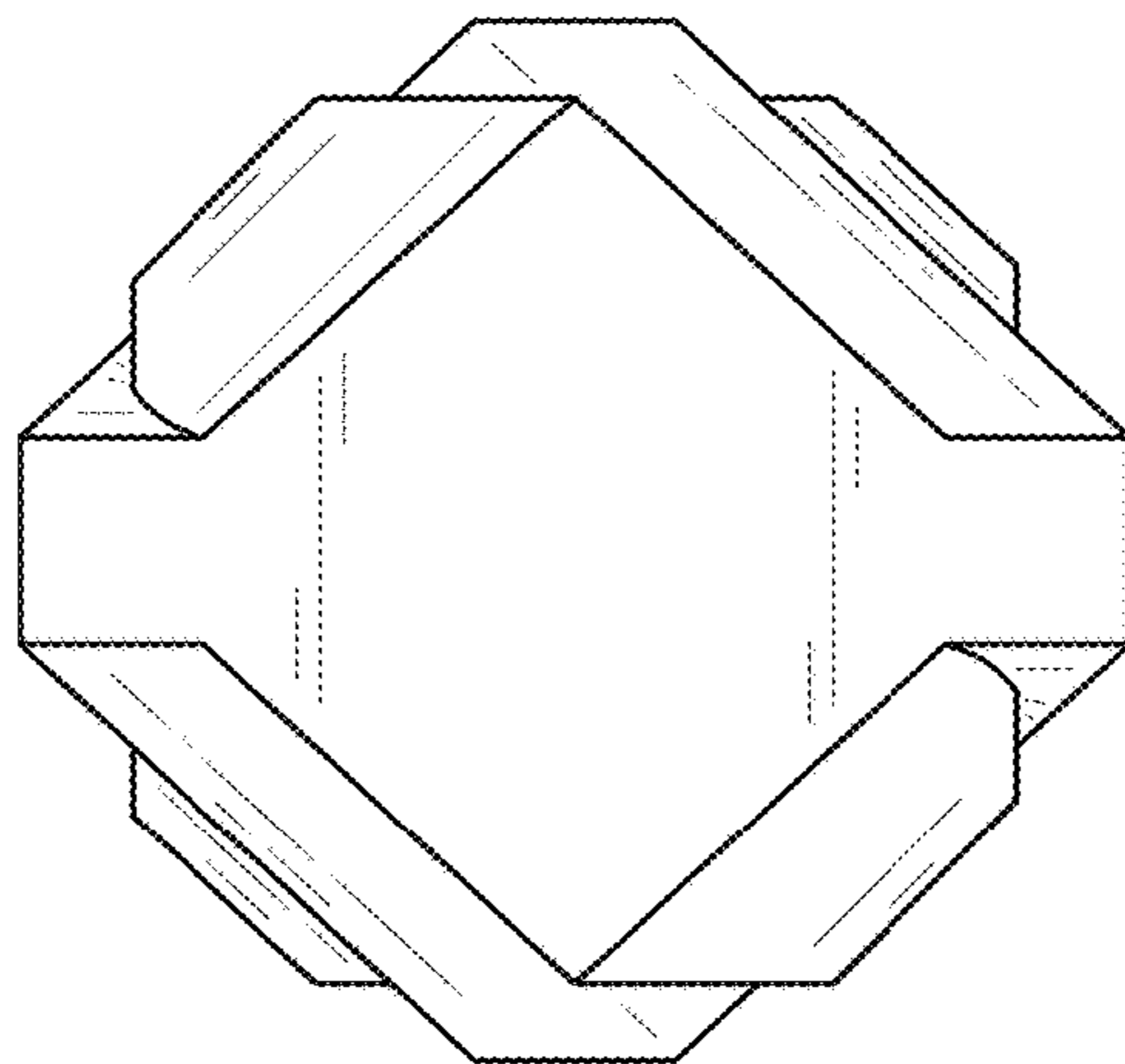


FIG. 5