



US00D859895S

(12) **United States Design Patent** (10) **Patent No.:** **US D859,895 S**
Haase et al. (45) **Date of Patent:** **** Sep. 17, 2019**

(54) **DESK**
(71) Applicant: **MooreCo, Inc.**, Temple, TX (US)
(72) Inventors: **Ryan Haase**, Temple, TX (US);
Rolland Low, Temple, TX (US)
(73) Assignee: **MOORECO, INC.**, Temple, TX (US)
(**) Term: **15 Years**

D352,852 S * 11/1994 Hosoe D6/696.3
D613,531 S * 4/2010 Halvorson, Jr. D6/708
D646,916 S * 10/2011 Barrett D6/707.22
D703,984 S * 5/2014 Nasserri D6/707.22
D725,950 S * 4/2015 Retzlaff D6/707.22
D730,668 S 6/2015 Fletcher
D749,347 S 2/2016 Stubbs et al.
D774,338 S 12/2016 Légaré
D776,473 S * 1/2017 Fletcher D6/707.22
D780,487 S * 3/2017 Brown D6/656.13
D810,485 S * 2/2018 Teller D6/707.23

(21) Appl. No.: **29/614,775**
(22) Filed: **Aug. 23, 2017**
(51) **LOC (12) Cl.** **06-03**
(52) **U.S. Cl.**
USPC **D6/707.22**
(58) **Field of Classification Search**
USPC D6/644, 649, 655, 671, 672, 675, 686,
D6/687, 688.26, 688.27, 691, 691.1,
D6/691.3, 691.4, 691.6, 691.8, 691.9,
D6/693, 694, 695, 695.1, 696, 696.1,
D6/696.3, 697, 702, 707.15, 707.19,
D6/707.22, 707.23, 707.56, 708, 708.17,
D6/709, 710
CPC A47B 13/06; A47B 2013/026; A47B 1/08;
A47B 2003/0821; A47B 3/087; A47B
3/0911; A47B 3/0918; A47B 3/14; A47B
2003/145; A47B 31/04; A47B 47/00;
A47B 47/02; B62B 3/108; F16B 12/00;
F16B 12/50; F24B 15/04; H02B 1/26;
H02B 1/30
See application file for complete search history.

(56) **References Cited**
U.S. PATENT DOCUMENTS
D275,340 S * 9/1984 Dunbar D6/696.1
D324,968 S * 3/1992 Smith D6/708
D334,982 S * 4/1993 Riach D24/183
D352,194 S * 11/1994 Hosoe D6/650
D352,851 S * 11/1994 Hosoe D6/696.3

OTHER PUBLICATIONS

UXL Curve Student Desk, Model: ULCURV, Smith System, www.smithsystem.com, Jan. 2017.
Engage Multimedia Table, Model: 04133, Smith System, www.smithsystem.com, Jan. 2017.

* cited by examiner

Primary Examiner — Mary Ann Calabrese
Assistant Examiner — Catherine Ho
(74) *Attorney, Agent, or Firm* — Nath, Goldberg & Meyer; Jerald L. Meyer

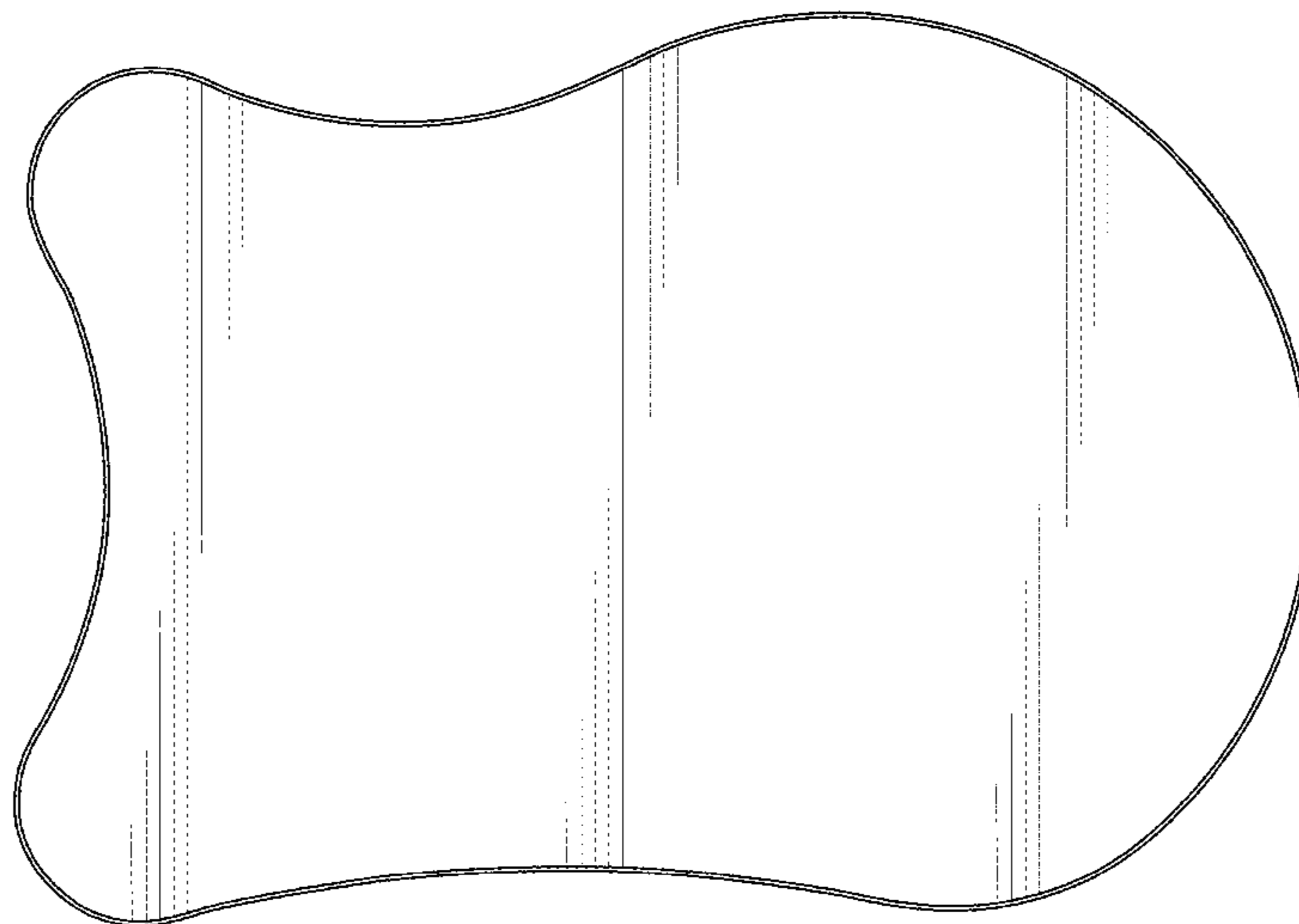
(57) **CLAIM**

We claim ornamental design for a desk, as shown and described.

DESCRIPTION

FIG. 1 is a top view of the desk;
FIG. 2 is a bottom view thereof;
FIG. 3 is a left side view thereof;
FIG. 4 is a right side view thereof;
FIG. 5 is a front view thereof;
FIG. 6 is a rear view thereof; and,
FIG. 7 is a perspective view thereof.
The broken line portion of the figure drawings is included to show environment that forms no part of the claimed design.

1 Claim, 7 Drawing Sheets



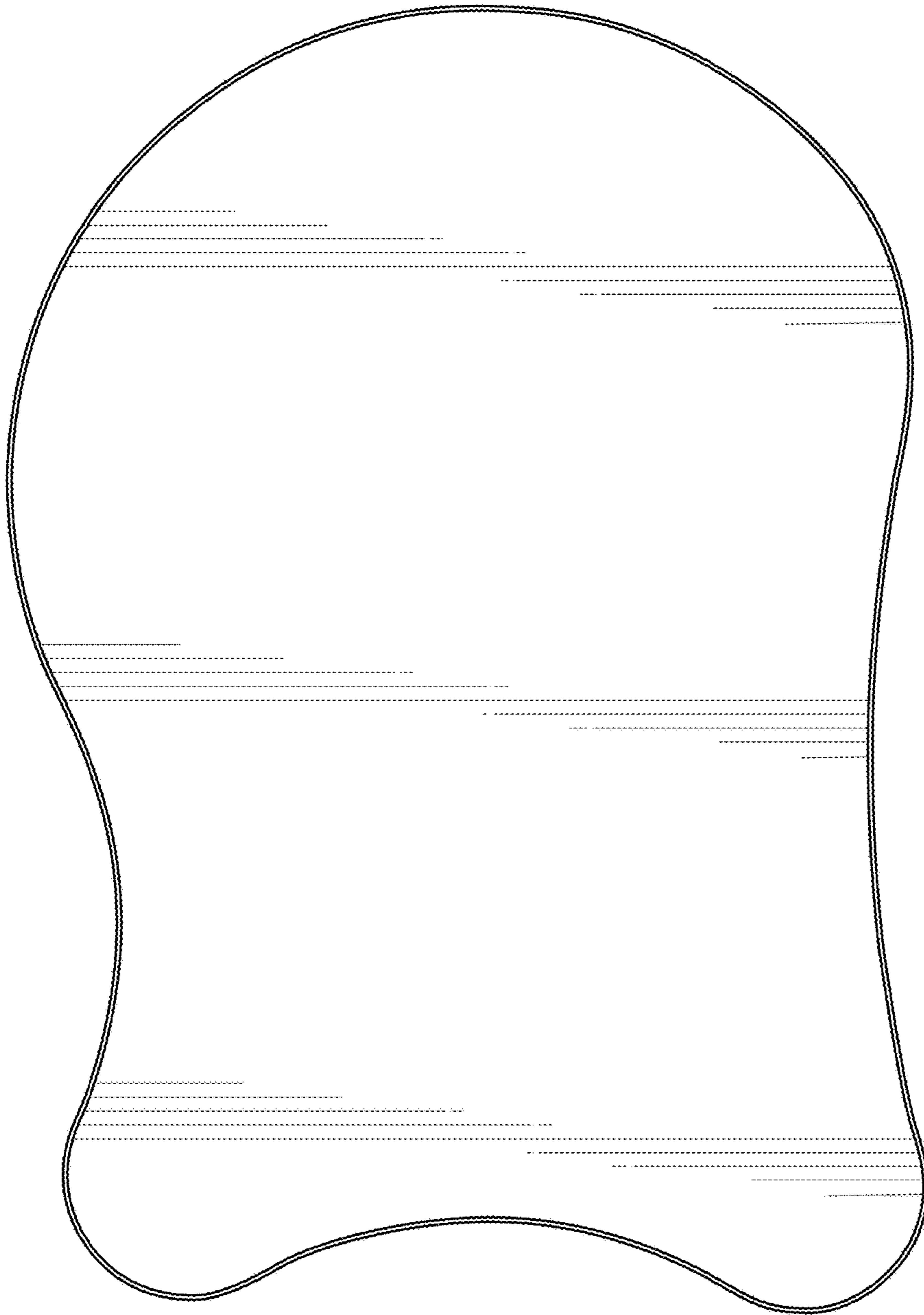


FIG. 1

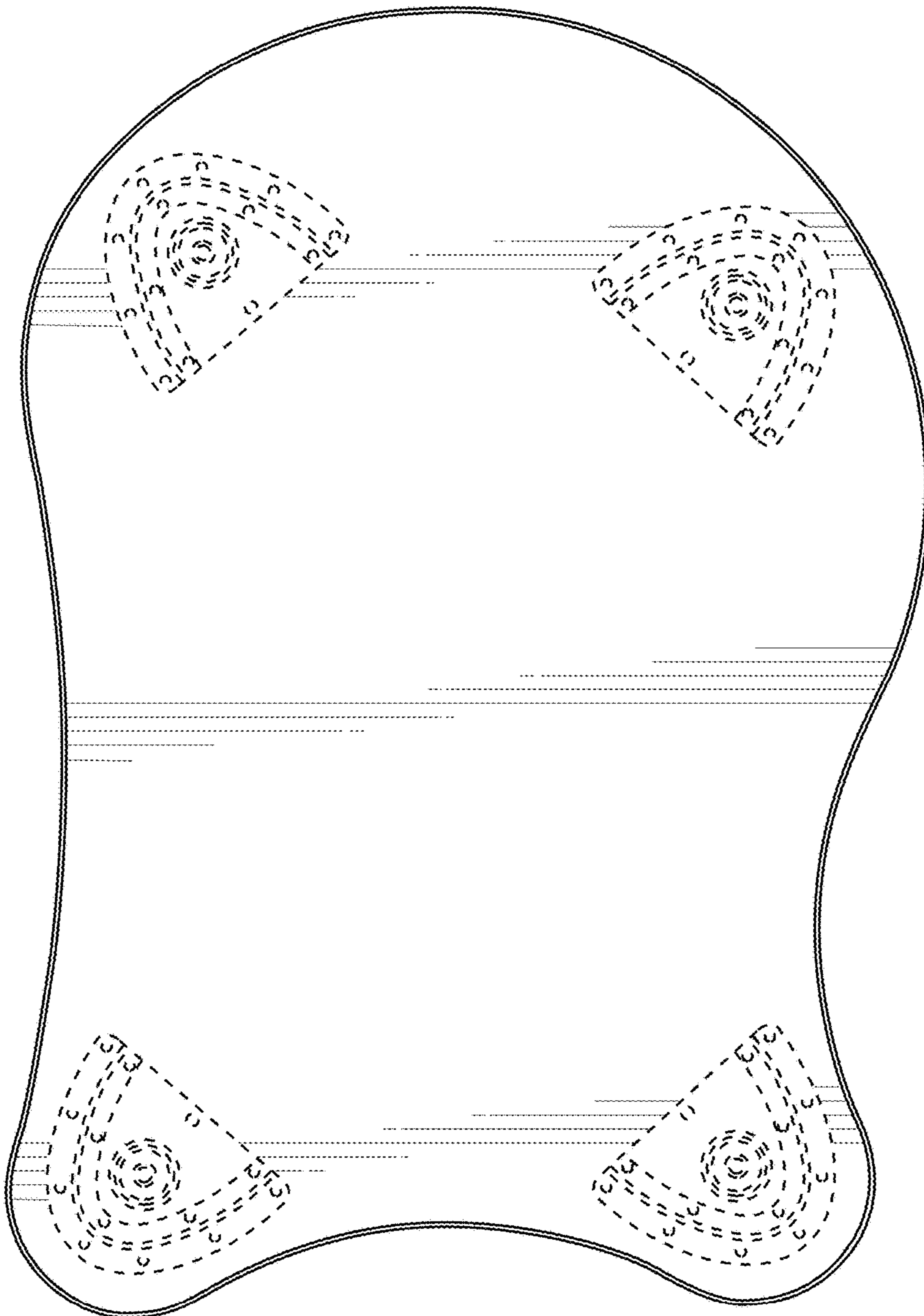


FIG. 2

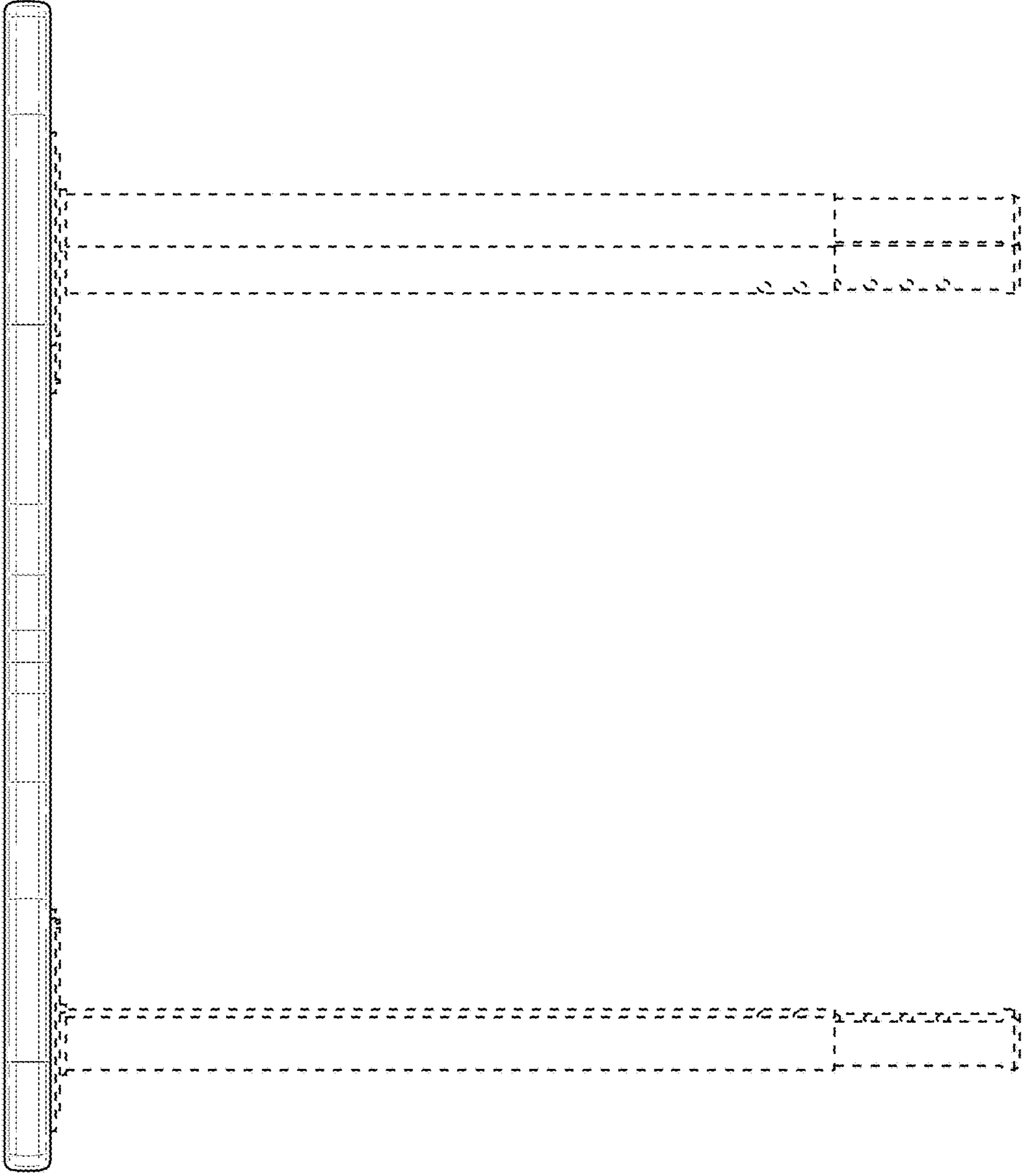


FIG. 3

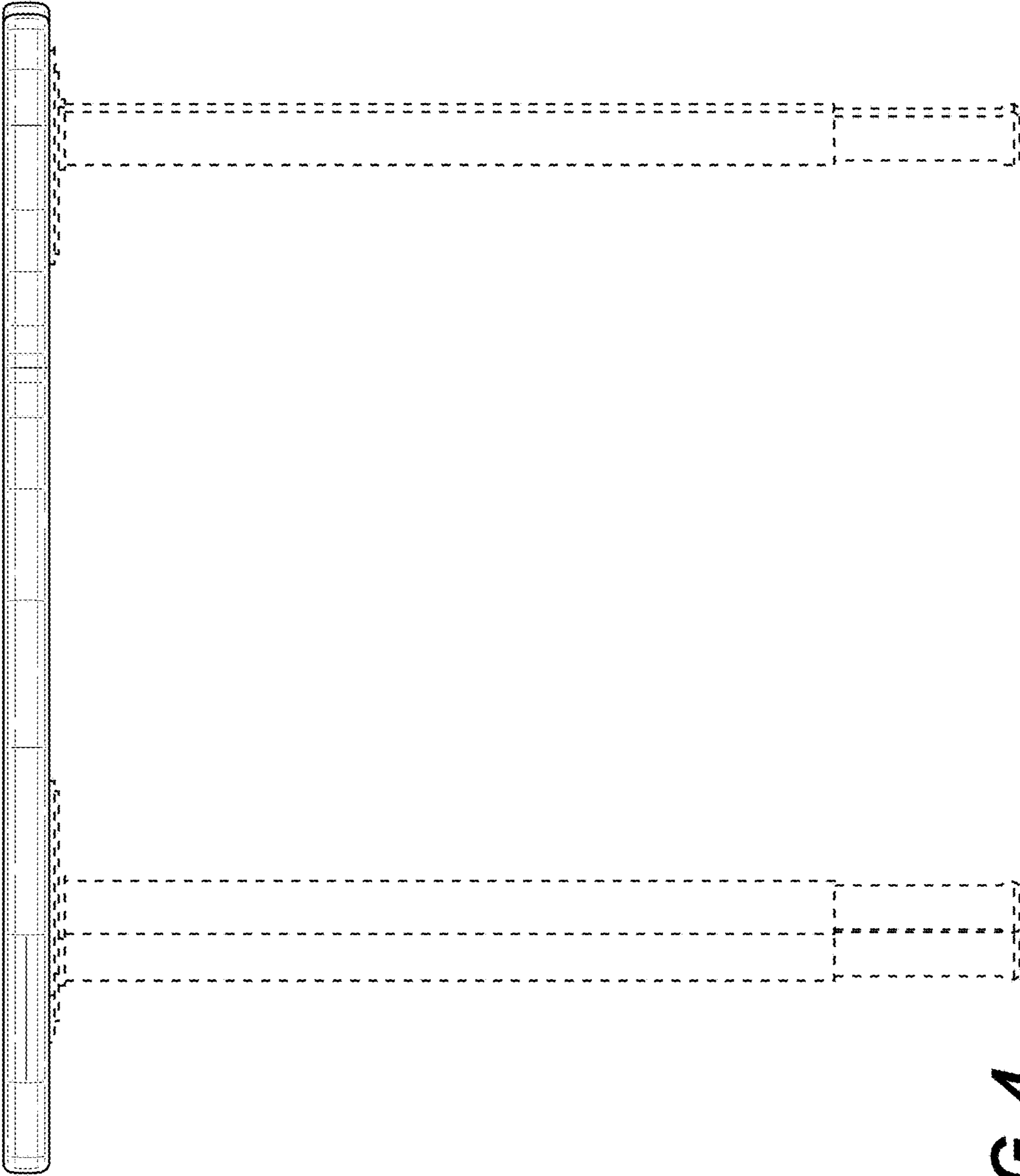


FIG. 4

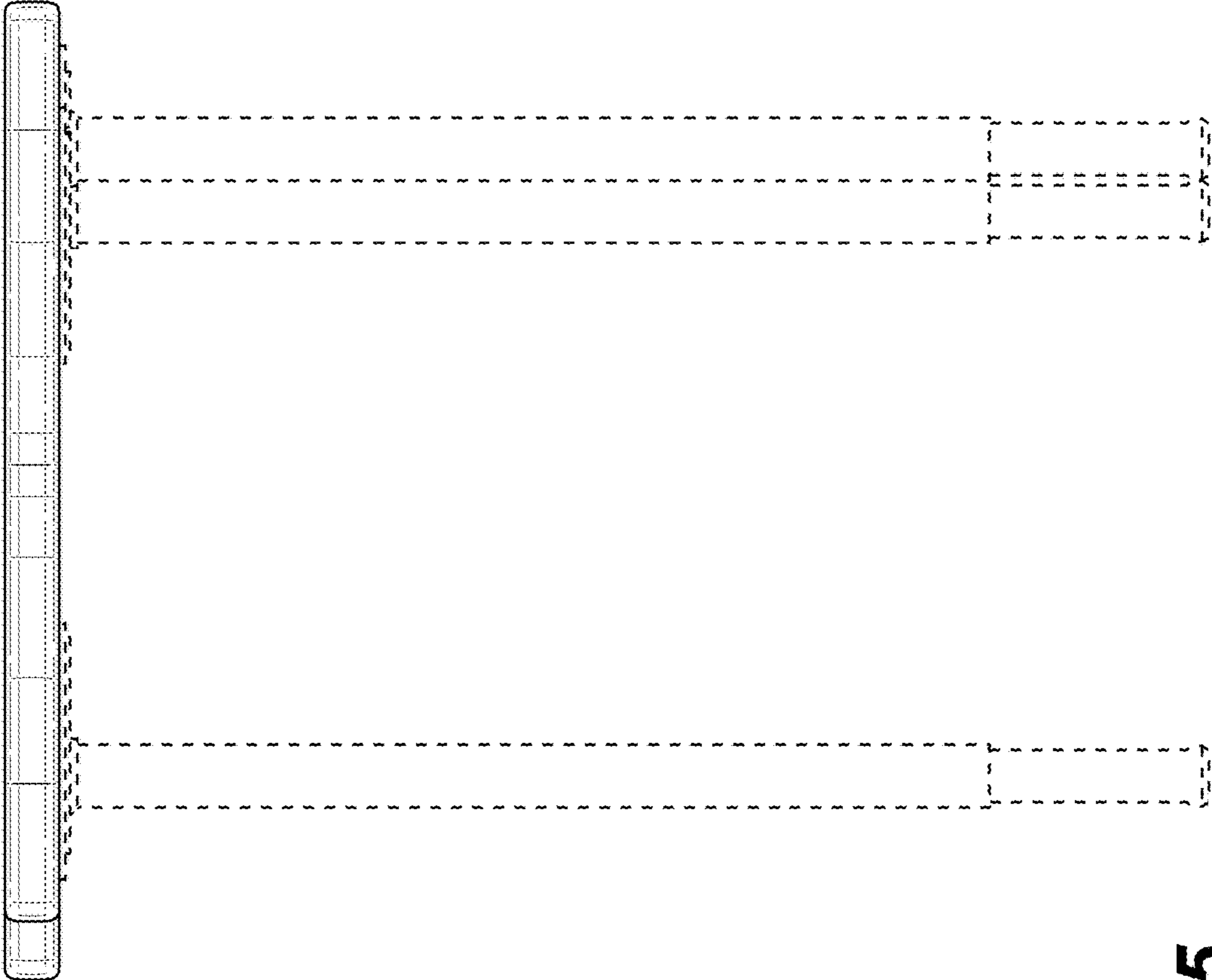


FIG. 5

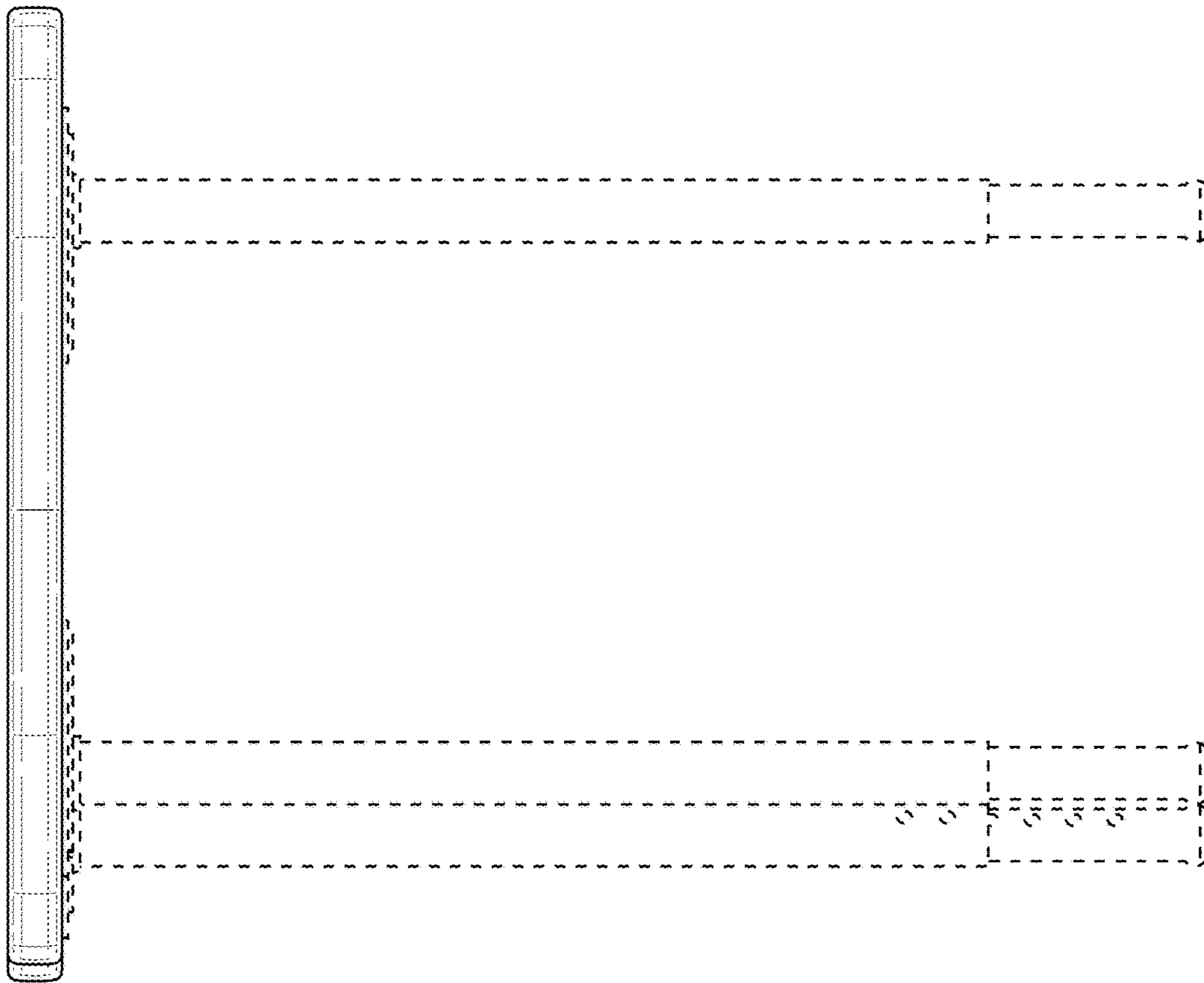


FIG. 6

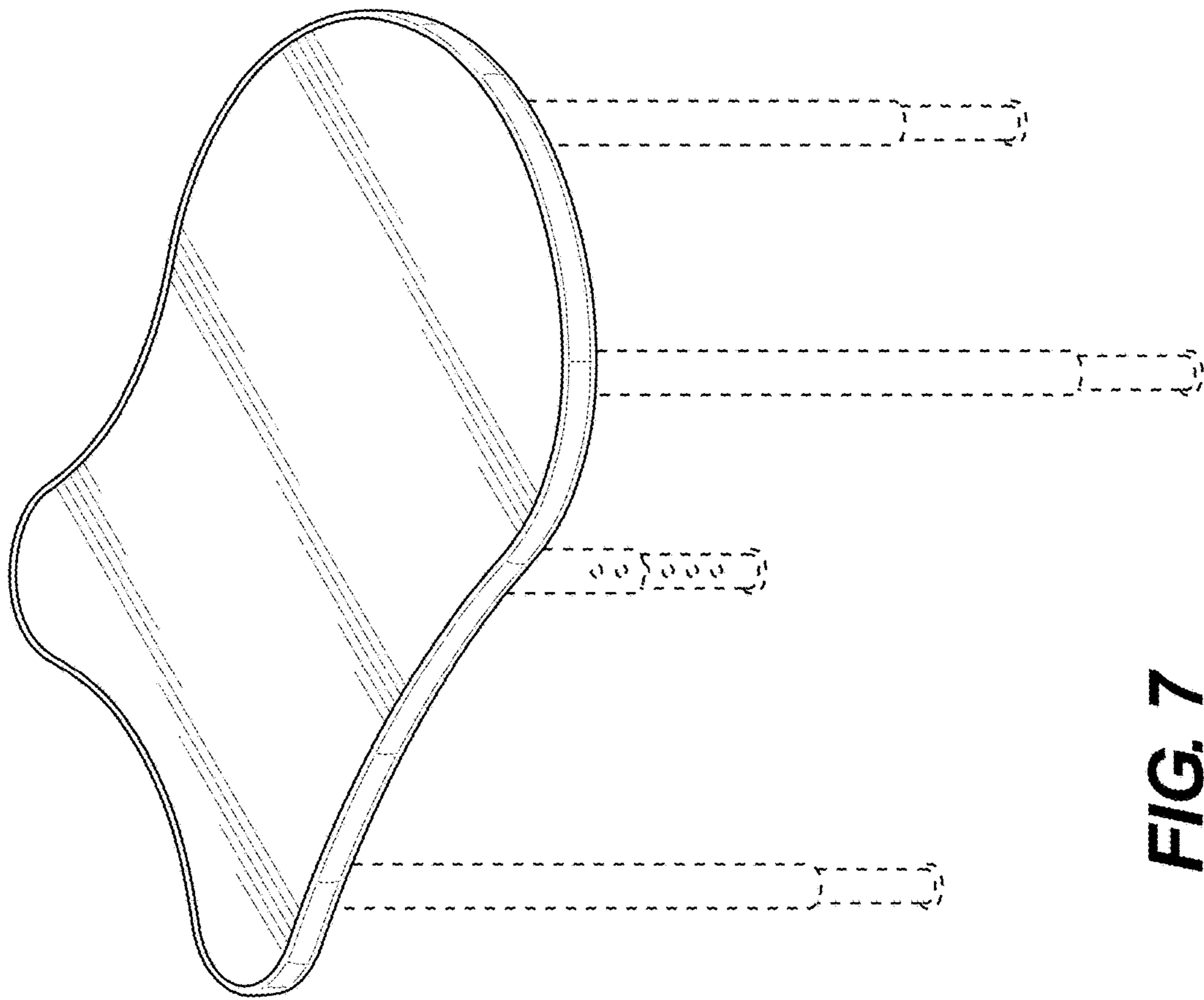


FIG. 7