



US00D859862S

(12) **United States Design Patent**
Kapanzhi

(10) **Patent No.:** **US D859,862 S**

(45) **Date of Patent:** **** Sep. 17, 2019**

(54) **ROCKER**

(71) Applicant: **KIDS II, INC.**, Atlanta, GA (US)

(72) Inventor: **Avelina Kapanzhi**, Atlanta, GA (US)

(73) Assignee: **KIDS II, INC.**, Atlanta, GA (US)

(**) Term: **15 Years**

(21) Appl. No.: **29/617,340**

(22) Filed: **Sep. 13, 2017**

(51) **LOC (12) Cl.** **06-01**

(52) **U.S. Cl.**

USPC **D6/344**; D6/715

(58) **Field of Classification Search**

USPC D6/331, 333, 339, 340, 341, 342, 344,
D6/345, 347, 348, 715; D21/412, 419,
D21/420

CPC A47D 1/004; A47D 1/008; A47D 1/0081;
A47D 1/04; A47D 1/06; A47D 1/08;
A47D 1/10; A47D 13/102; A47D 13/105;
A47D 13/107; A47D 3/001

See application file for complete search history.

(56) **References Cited**

U.S. PATENT DOCUMENTS

3,158,877	A	12/1964	Cooper	
D241,289	S *	9/1976	Lishman D6/348
4,369,986	A	1/1983	de la Fe	
4,553,786	A	11/1985	Lockett, III et al.	
5,713,630	A	2/1998	Kvalvik	
5,868,465	A	2/1999	Kvalvik	
5,947,552	A	9/1999	Wilkins et al.	
6,257,659	B1	7/2001	Wilkins et al.	
6,386,986	B1	5/2002	Sonner et al.	
6,390,555	B2	5/2002	Wilkins et al.	
6,474,736	B1	11/2002	Brown	
D480,884	S	10/2003	Kane et al.	
6,679,779	B2	1/2004	Tai et al.	

6,701,547	B2	3/2004	Hsia	
D491,736	S *	6/2004	Kane A47D 13/102 D6/348
6,811,217	B2	11/2004	Kane et al.	
6,851,745	B2	2/2005	nee Wilkins et al.	
D513,130	S *	12/2005	Canna D6/333
7,003,821	B2	2/2006	DeHart et al.	
7,156,456	B1	1/2007	Chen	
7,455,353	B2	11/2008	Favorito (nee Wilkins) et al.	

(Continued)

OTHER PUBLICATIONS

Bright Starts Rocker, posted at Amazon.com, posted on Dec. 16, 2018, site visited Apr. 8, 2019. online, available from internet: <https://www.amazon.com/Bright-Starts-60127-3-W11-Rocker-Peek-A-Zoo/dp/B00BIZ2L9E> (Year: 2018).*

(Continued)

Primary Examiner — Mary Ann Calabrese

Assistant Examiner — Catherine Ho

(74) *Attorney, Agent, or Firm* — Gardner Groff & Greenwald, PC

(57) **CLAIM**

The ornamental design for a rocker, as shown and described.

DESCRIPTION

FIG. 1 is a top perspective view of a rocker, showing our new design;

FIG. 2 is a right side view thereof, the left side view being a mirror image thereof;

FIG. 3 is a front view thereof;

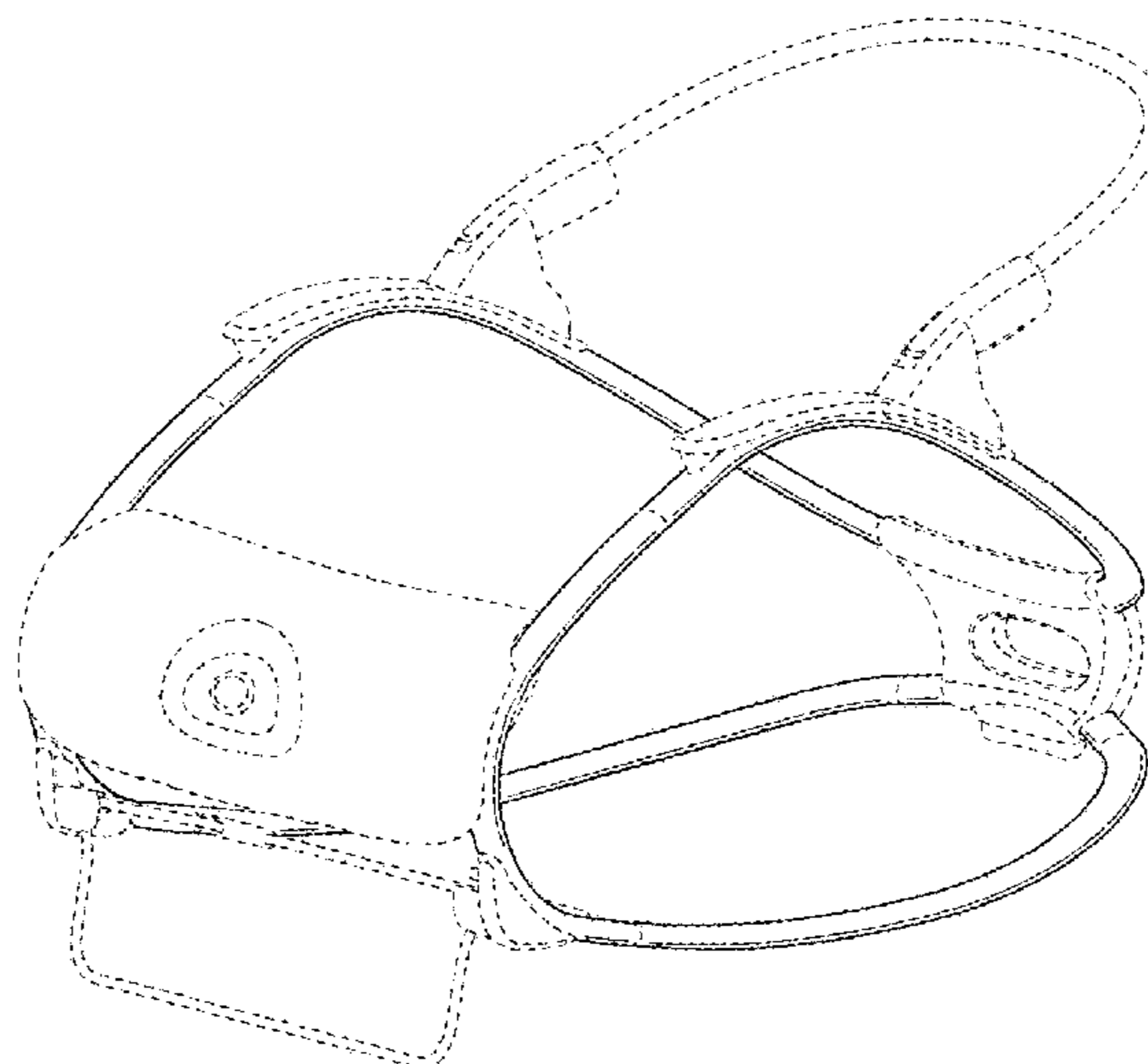
FIG. 4 is a rear view thereof;

FIG. 5 is a top view thereof; and,

FIG. 6 is a bottom view thereof.

The broken line portion of the figure drawings is included to show portions of the article that form no part of the claimed design.

1 Claim, 3 Drawing Sheets



(56)

References Cited

U.S. PATENT DOCUMENTS

7,506,922 B2 3/2009 Schulte et al.
 D648,144 S * 11/2011 Oren D6/344
 8,079,639 B2 * 12/2011 Zeng A47D 13/107
 297/131
 D660,053 S * 5/2012 Sclare D6/348
 8,276,985 B2 10/2012 Kho et al.
 D689,703 S * 9/2013 Oren D6/348
 D690,947 S * 10/2013 Gillett D6/344
 D698,560 S * 2/2014 Chen D6/344
 9,011,196 B2 4/2015 Weisman et al.
 9,095,228 B2 8/2015 Gooris
 D767,315 S * 9/2016 Yu D6/715
 2004/0031097 A1 * 2/2004 Kane A47D 13/102
 5/105
 2005/0011004 A1 1/2005 Favorito (nee Wilkins) et al.
 2007/0257534 A1 * 11/2007 Schulte A47C 3/03
 297/271.6
 2018/0098641 A1 * 4/2018 Kapanzhi A47D 1/02

OTHER PUBLICATIONS

Tiny Love, posted at Amazon.com, posted on Mar. 31, 2013, site visited Apr. 8, 2019. online, available from internet: <https://www.amazon.com/Tiny-Love-Rocker-Napper-Red/dp/B008VU3A1C> (Year: 2013).*

* cited by examiner

FIG. 1

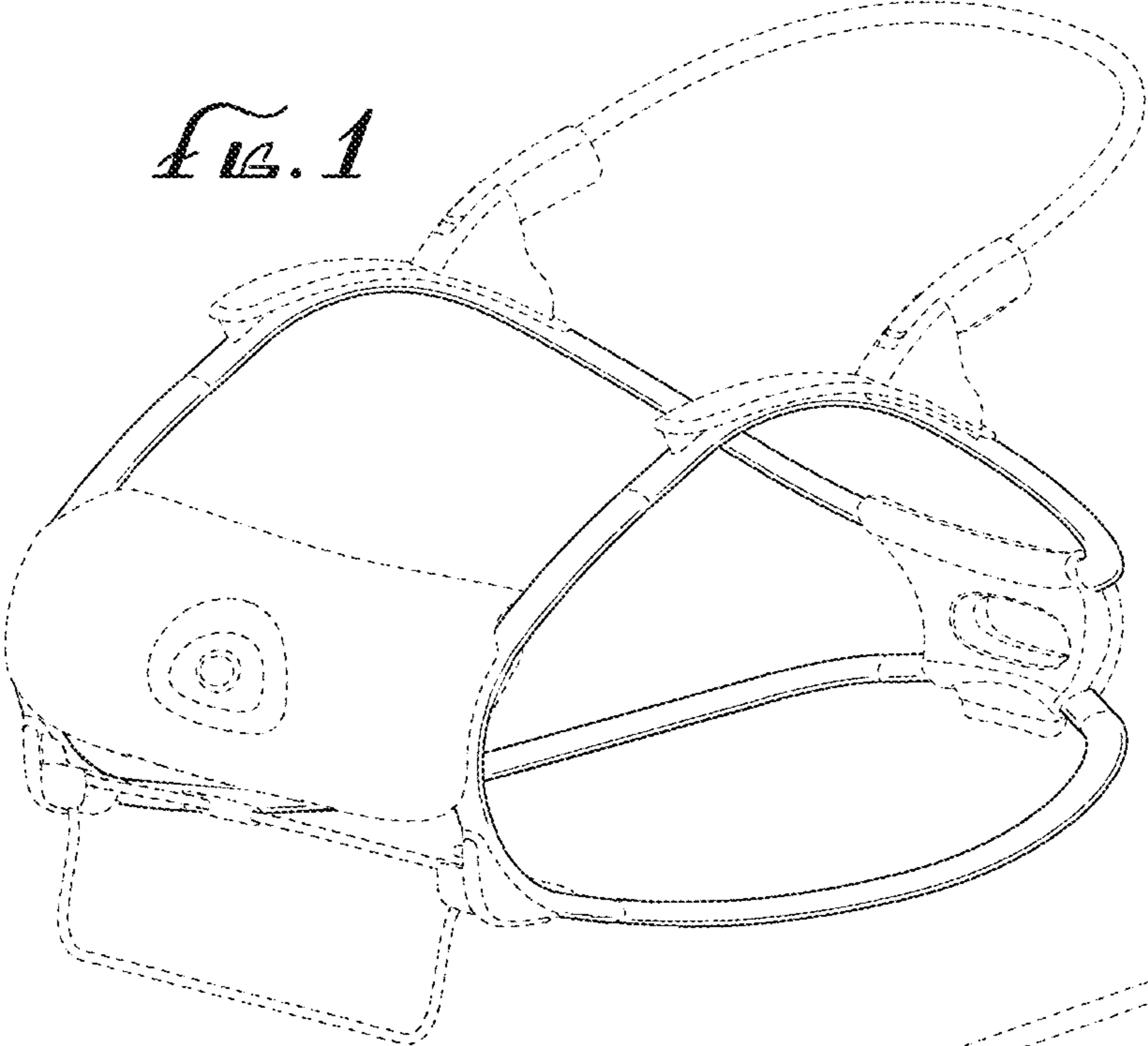
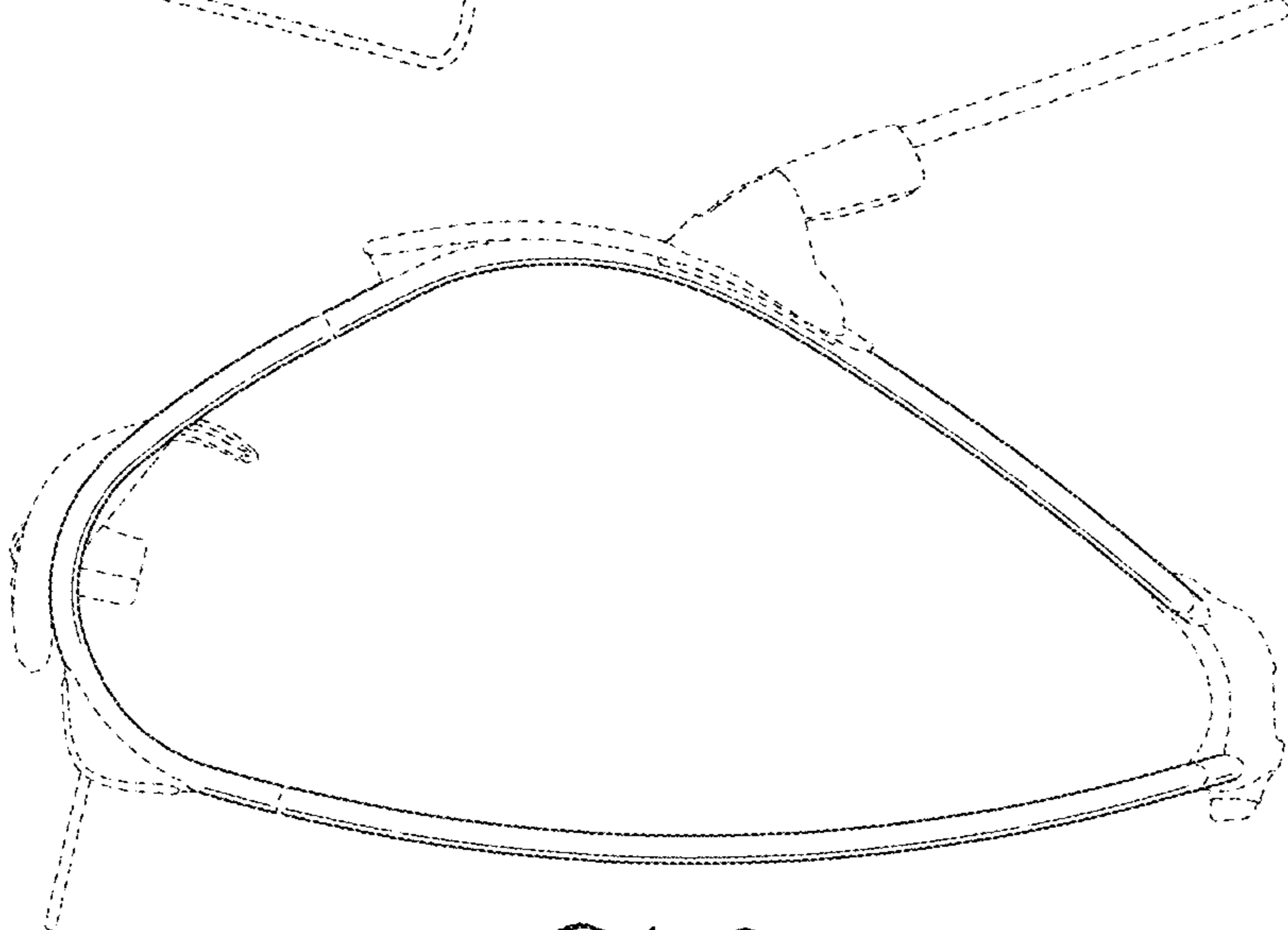


FIG. 2



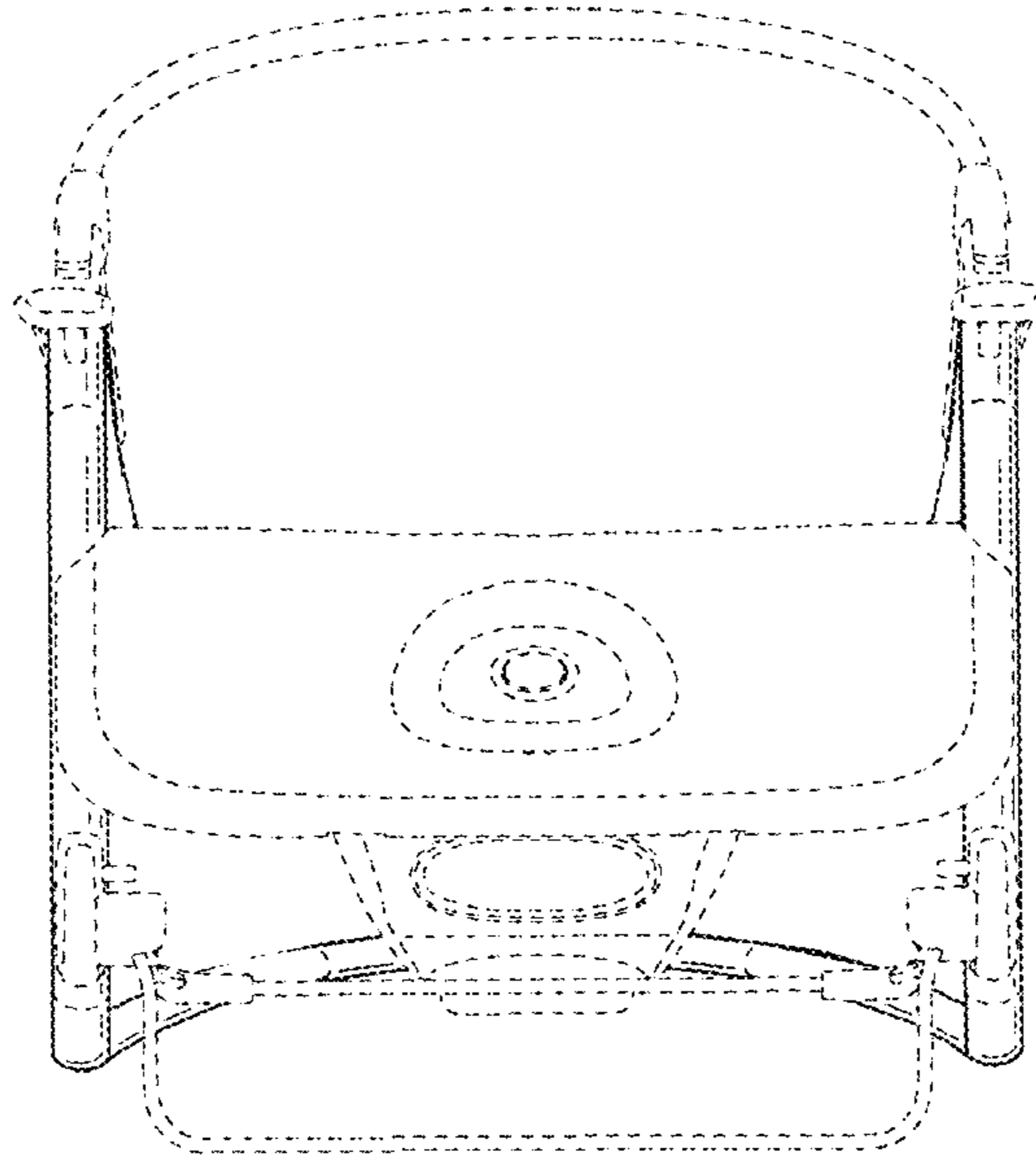


FIG. 3

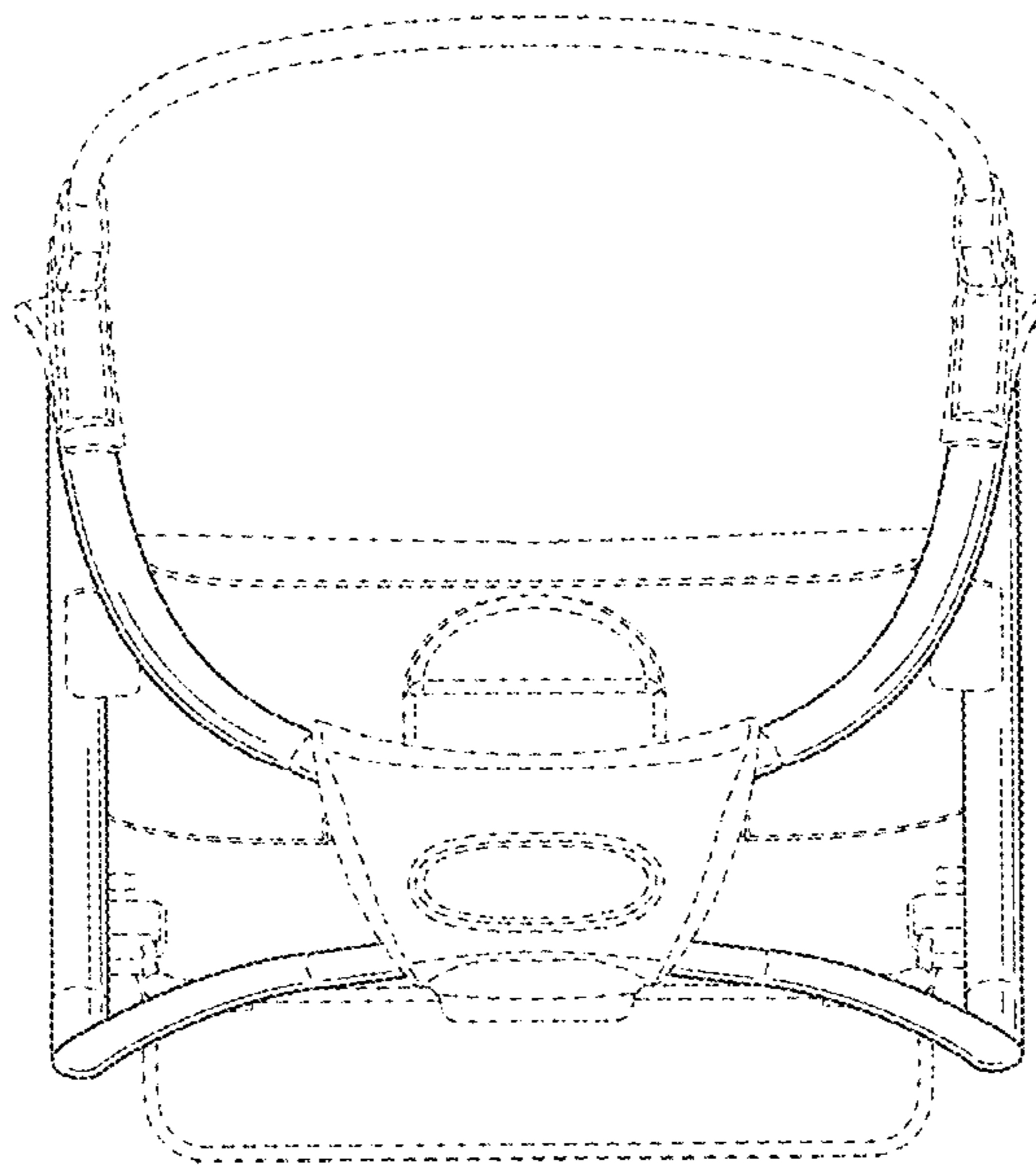


FIG. 4

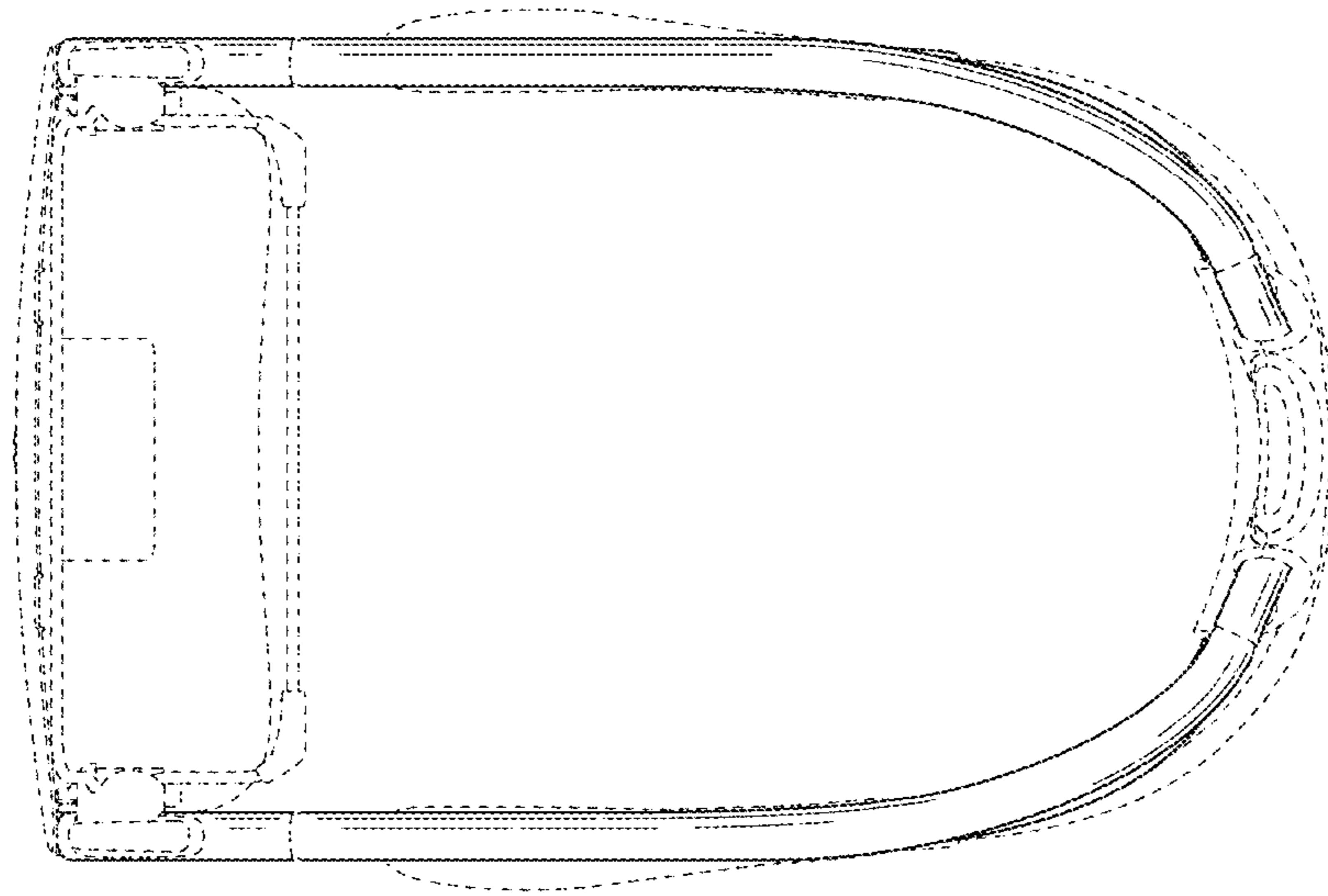


FIG. 5

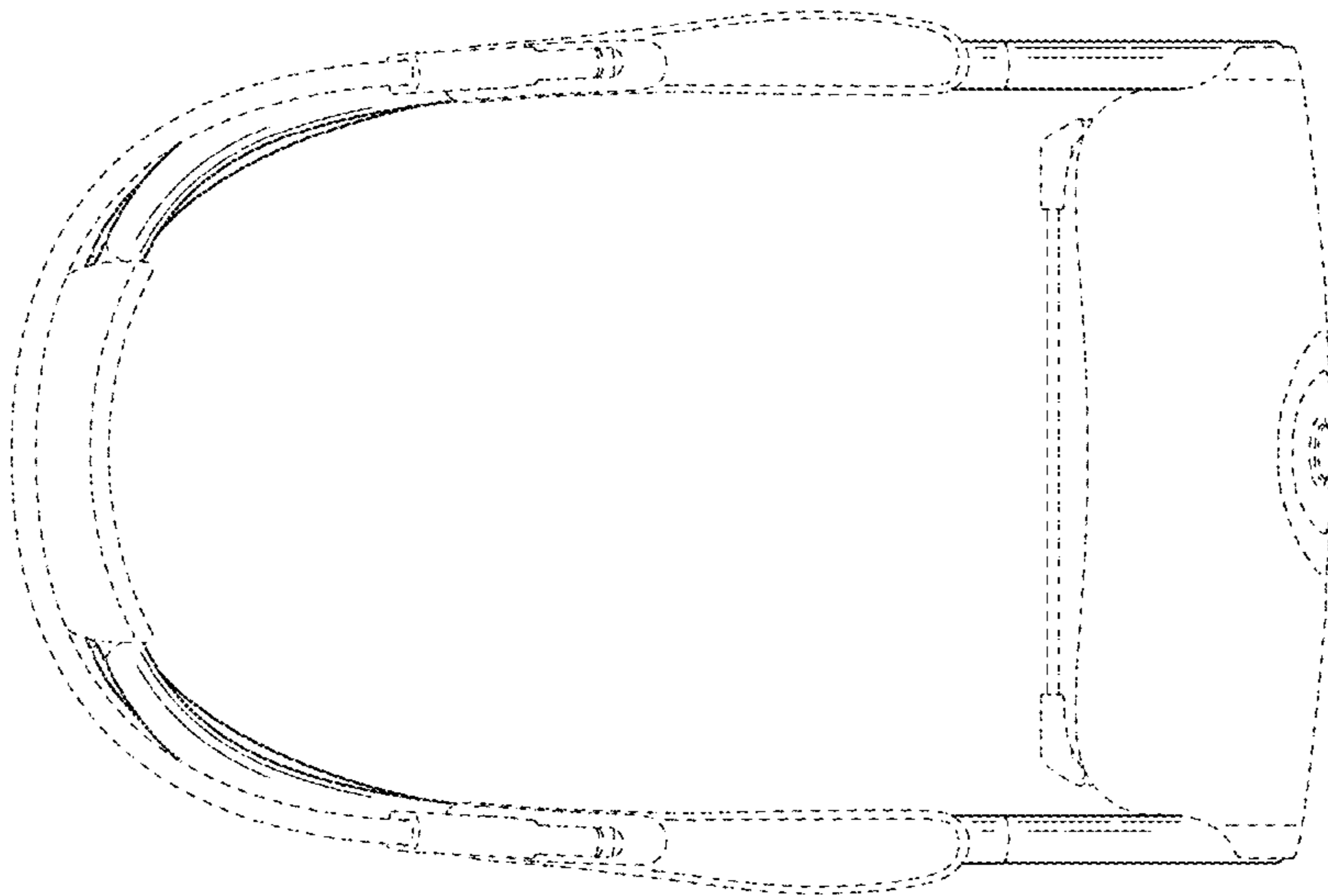


FIG. 6