

US00D859839S

(12) **United States Design Patent**
Viau

(10) **Patent No.:** **US D859,839 S**

(45) **Date of Patent:** **** Sep. 17, 2019**

(54) **BACKPACK INSERT**

(71) Applicant: **Alice Rose Viau**, Layton, UT (US)

(72) Inventor: **Alice Rose Viau**, Layton, UT (US)

(73) Assignee: **BUZINESS EXPERTS, INC.**, Layton, UT (US)

(**) Term: **15 Years**

(21) Appl. No.: **29/639,915**

(22) Filed: **Mar. 9, 2018**

Related U.S. Application Data

(63) Continuation of application No. 13/552,547, filed on Jul. 18, 2012, now Pat. No. 10,011,392.

(51) **LOC (12) Cl.** **03-01**

(52) **U.S. Cl.**
USPC **D3/318; D3/319**

(58) **Field of Classification Search**
USPC **D3/216–217, 318–319**
CPC **B65D 25/04; A45C 13/02; A45F 3/04**
See application file for complete search history.

(56) **References Cited**

U.S. PATENT DOCUMENTS

314,598 A	3/1885	Meek
1,151,708 A	8/1915	Neff
1,361,983 A	12/1920	Greenwald
1,418,371 A	6/1922	Foster
1,552,303 A	9/1925	Hubbard
1,754,663 A	4/1930	Adams
2,171,676 A	9/1939	Wallace
2,452,096 A	10/1948	Bertalotto
2,558,382 A	6/1951	Previdi
3,623,526 A	11/1971	Robertson
3,717,188 A	2/1973	Green
4,821,933 A	4/1989	Seber
4,901,899 A	9/1990	Barrett

4,953,765 A	9/1990	Little	
5,024,361 A	6/1991	Flowers	
5,170,889 A	12/1992	Cue	
5,228,609 A	7/1993	Gregory	
5,269,023 A	12/1993	Ross	
D352,260 S	11/1994	Adamo	
D355,070 S	2/1995	Thiessen	
5,836,497 A	11/1998	Pelish	
D407,559 S *	4/1999	Roegner D3/284
6,619,519 B1	9/2003	Nix	
6,962,278 B2	11/2005	Obatake	
D528,785 S	9/2006	Fraga	
D549,959 S	9/2007	Wood	
D662,132 S	6/2012	Smith et al.	

(Continued)

Primary Examiner — Holly H Baynham

(74) *Attorney, Agent, or Firm* — Jeffrey M. Lillywhite, PC

(57) **CLAIM**

The ornamental design for a backpack insert, as shown and described.

DESCRIPTION

FIG. 1 is a front and first side perspective view of a backpack insert showing my new design, the broken lines showing objects in the backpack insert are for the purpose of illustrating the environment and forms no part of the claimed design;

FIG. 2 is a front and second side perspective view thereof;

FIG. 3 is a front perspective view thereof;

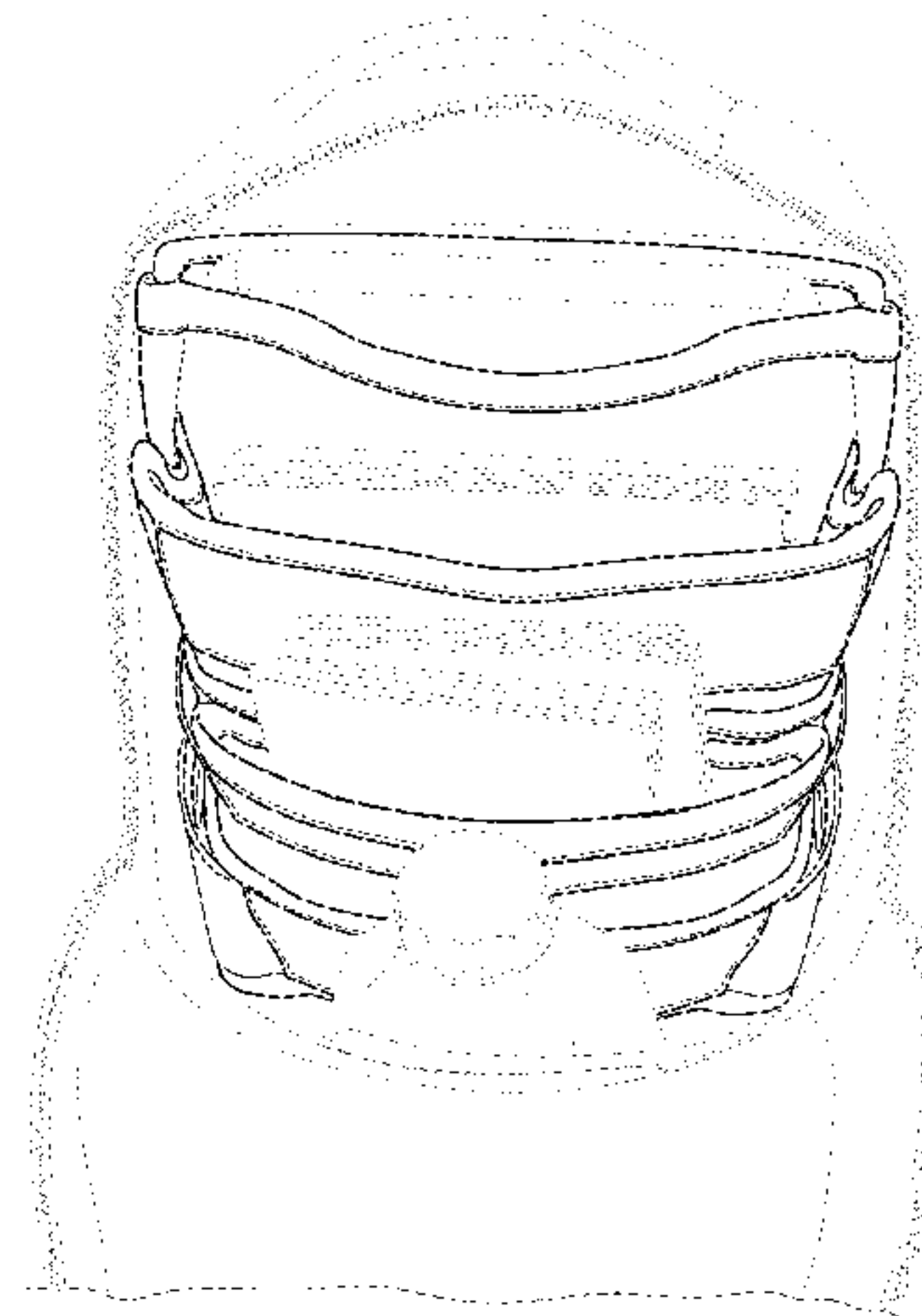

FIG. 4 is a second side perspective view thereof;

FIG. 5 is a top perspective view thereof;

FIG. 6 is a back perspective view thereof; and,

FIG. 7 is a front and top perspective view of the backpack insert, the broken lines showing objects in the backpack insert and the broken lines showing the backpack are for the purpose of illustrating the environment and forms no part of the claimed design.

1 Claim, 7 Drawing Sheets



(56)

References Cited

U.S. PATENT DOCUMENTS

10,011,392	B2	7/2018	Viau
2002/0114539	A1	8/2002	Strevey
2005/0121121	A1	6/2005	Wang
2005/0183758	A1	8/2005	Corbitt
2007/0075109	A1	4/2007	McCrae
2008/0017683	A1	1/2008	Votel

* cited by examiner

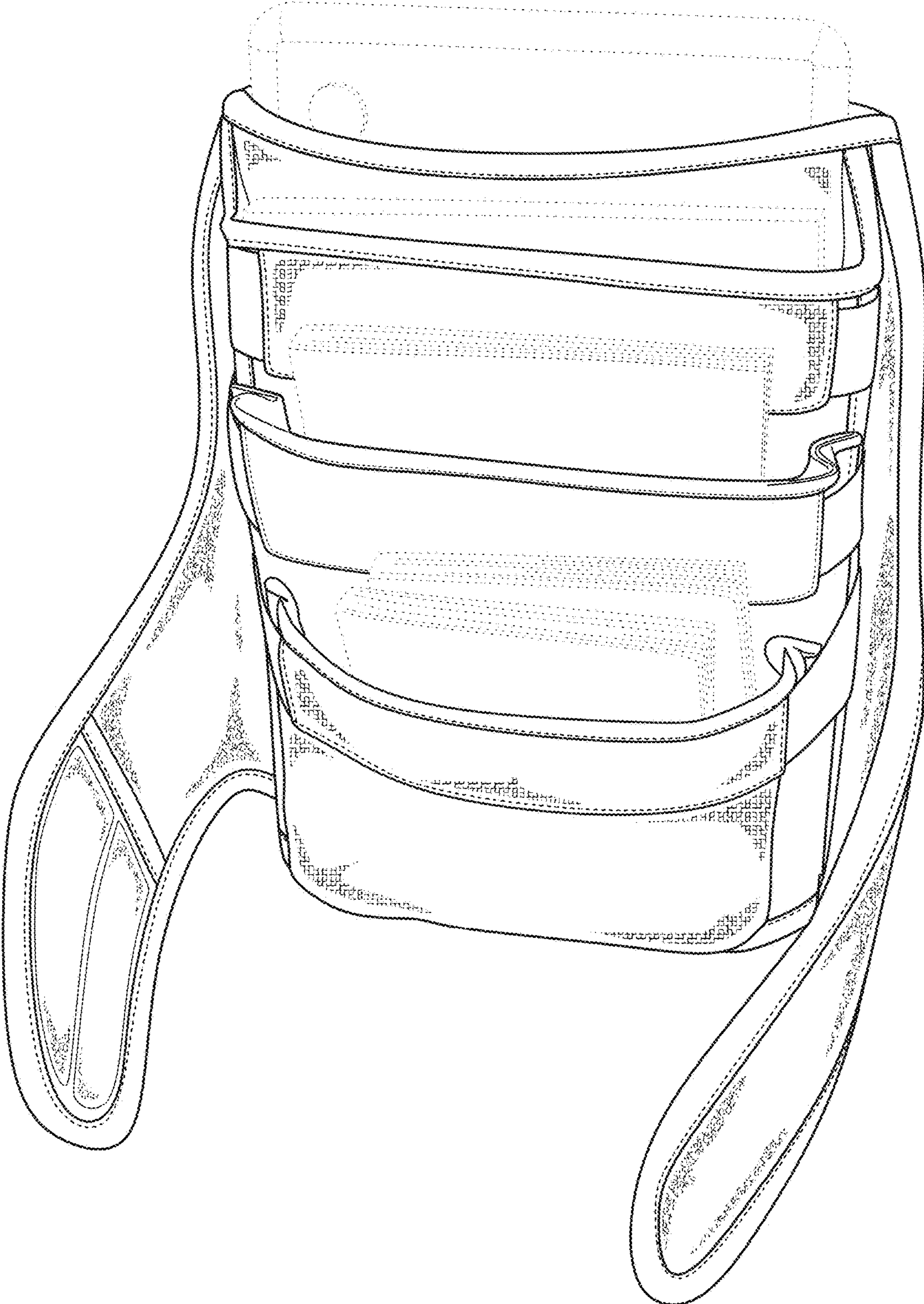


Fig. 1

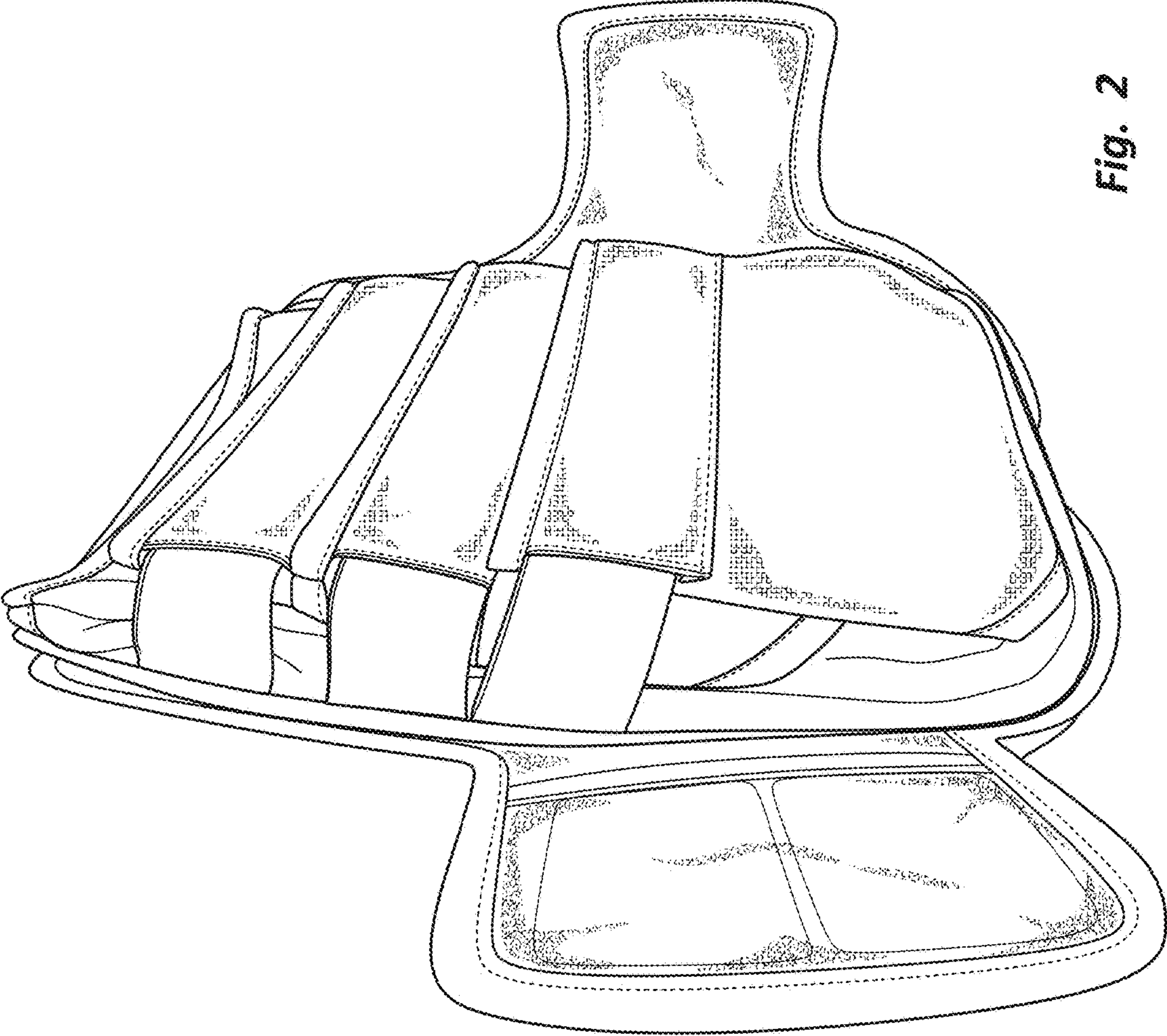


Fig. 2

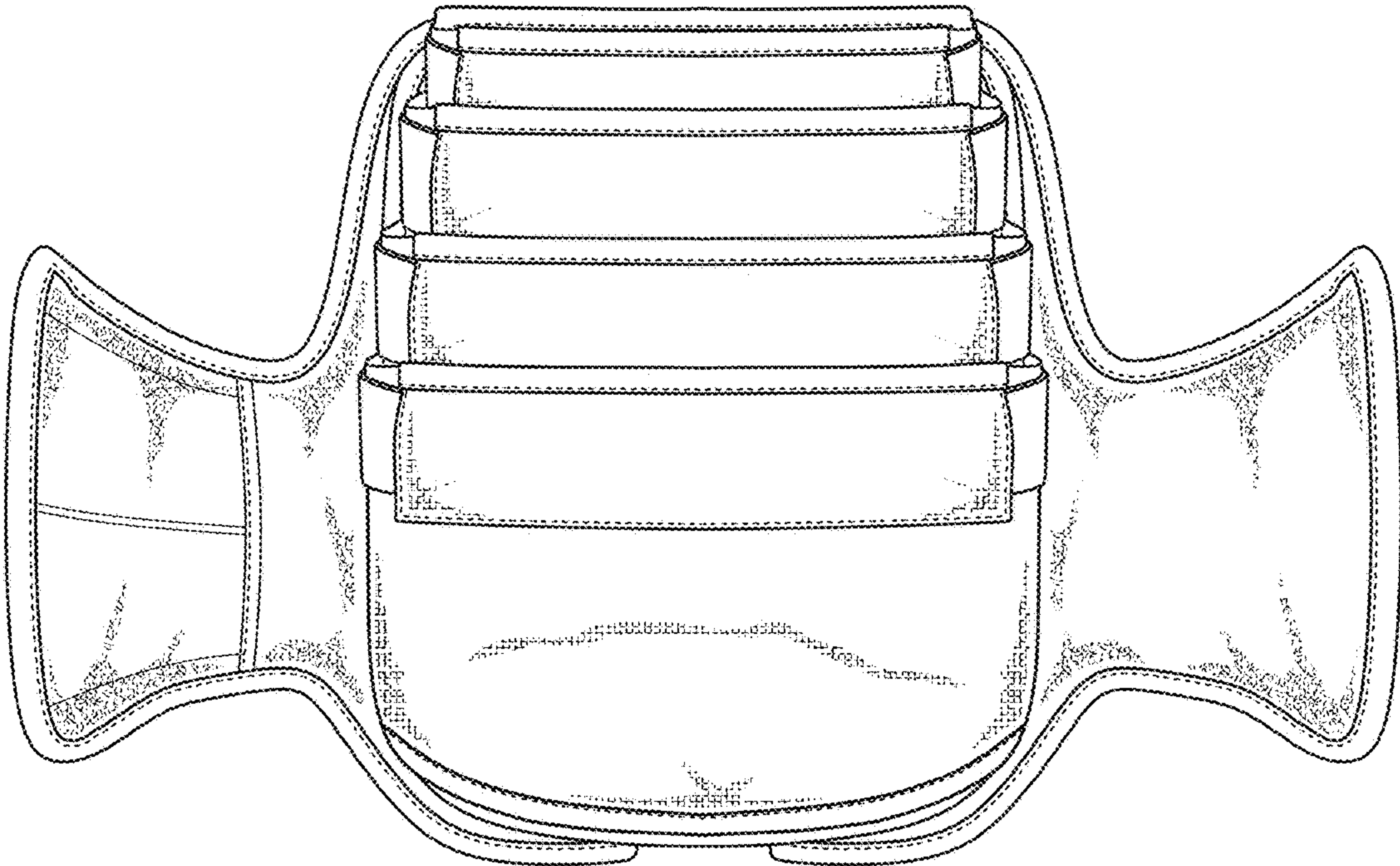


Fig. 3

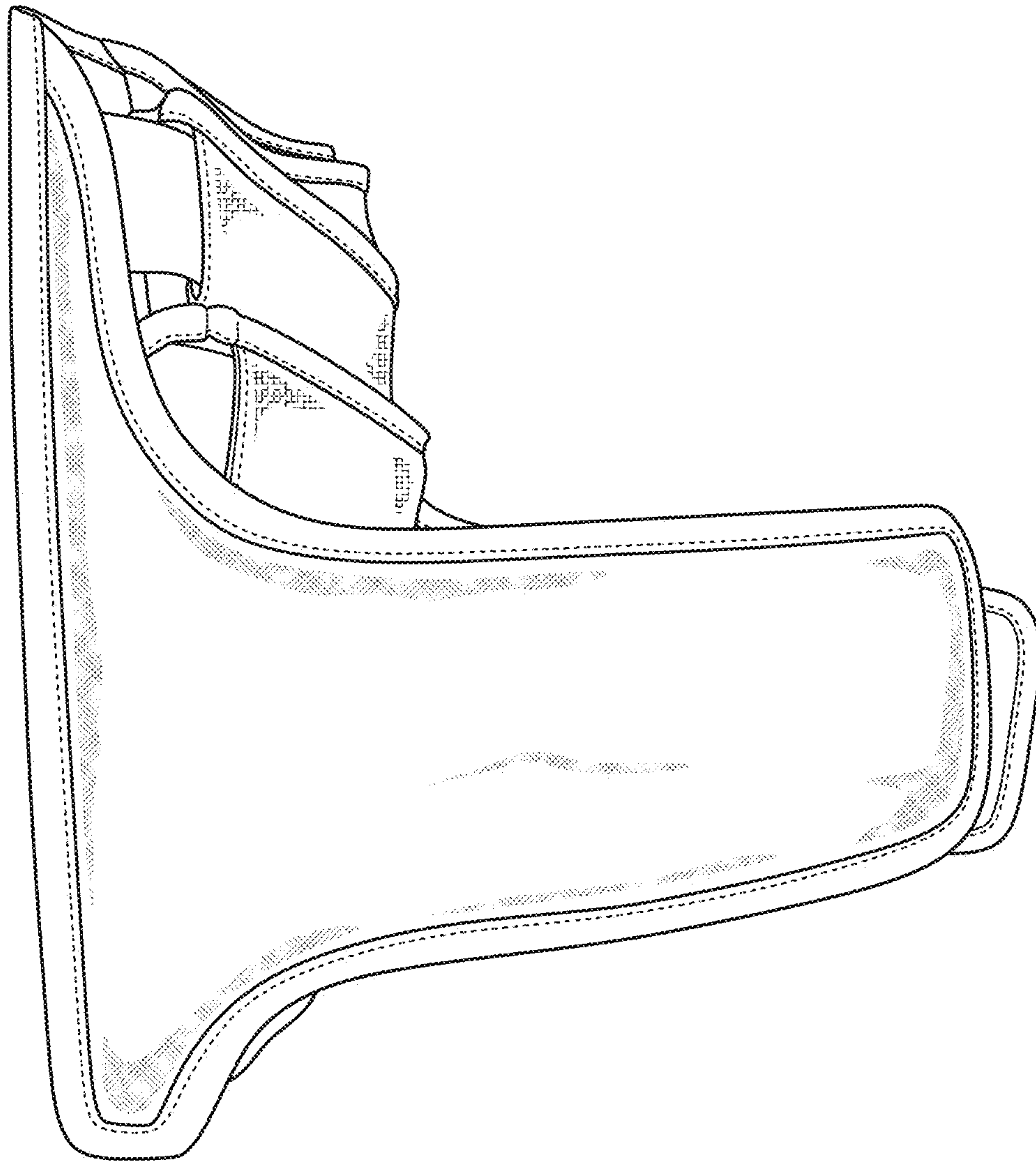


Fig. 4

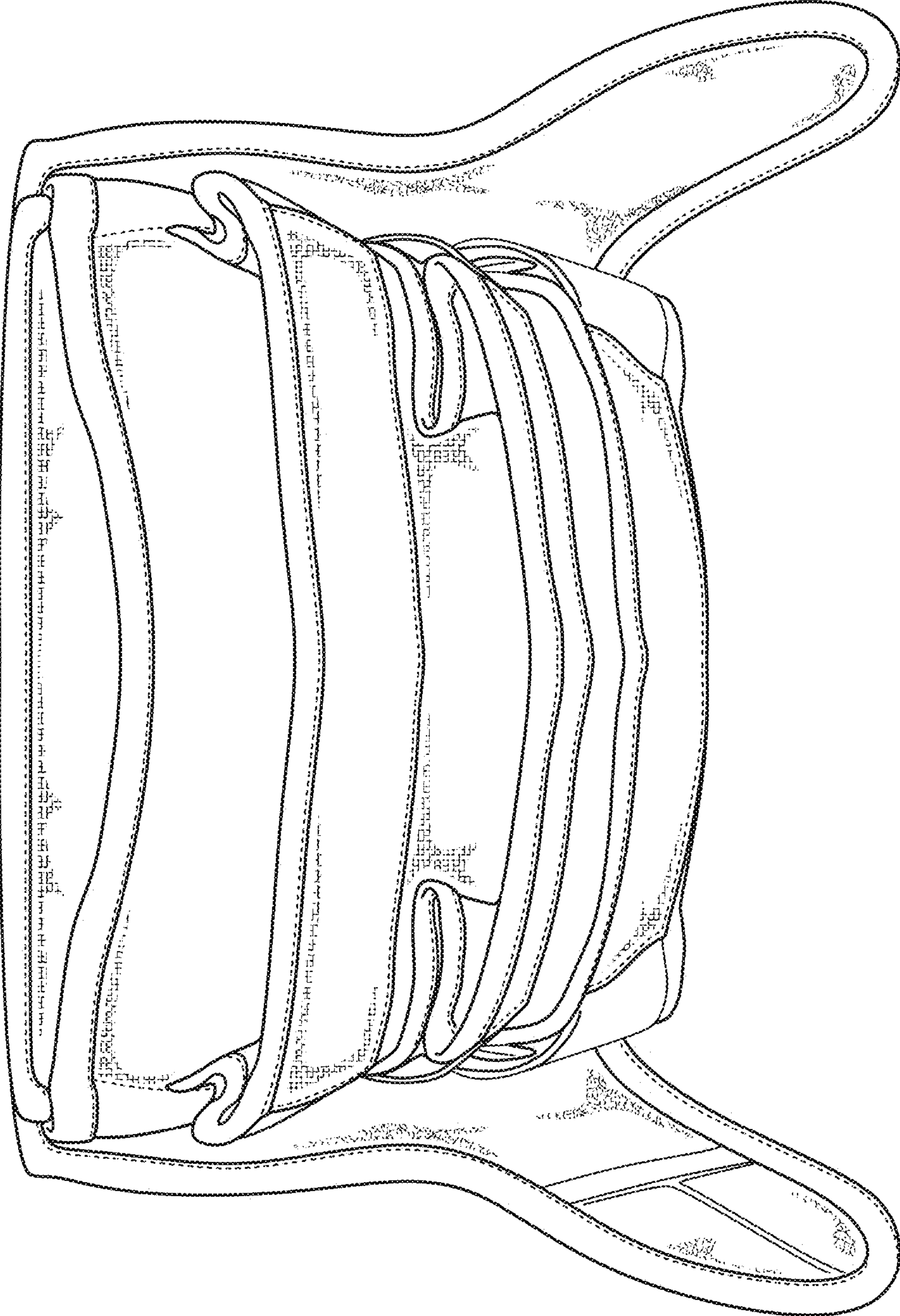


Fig. 5

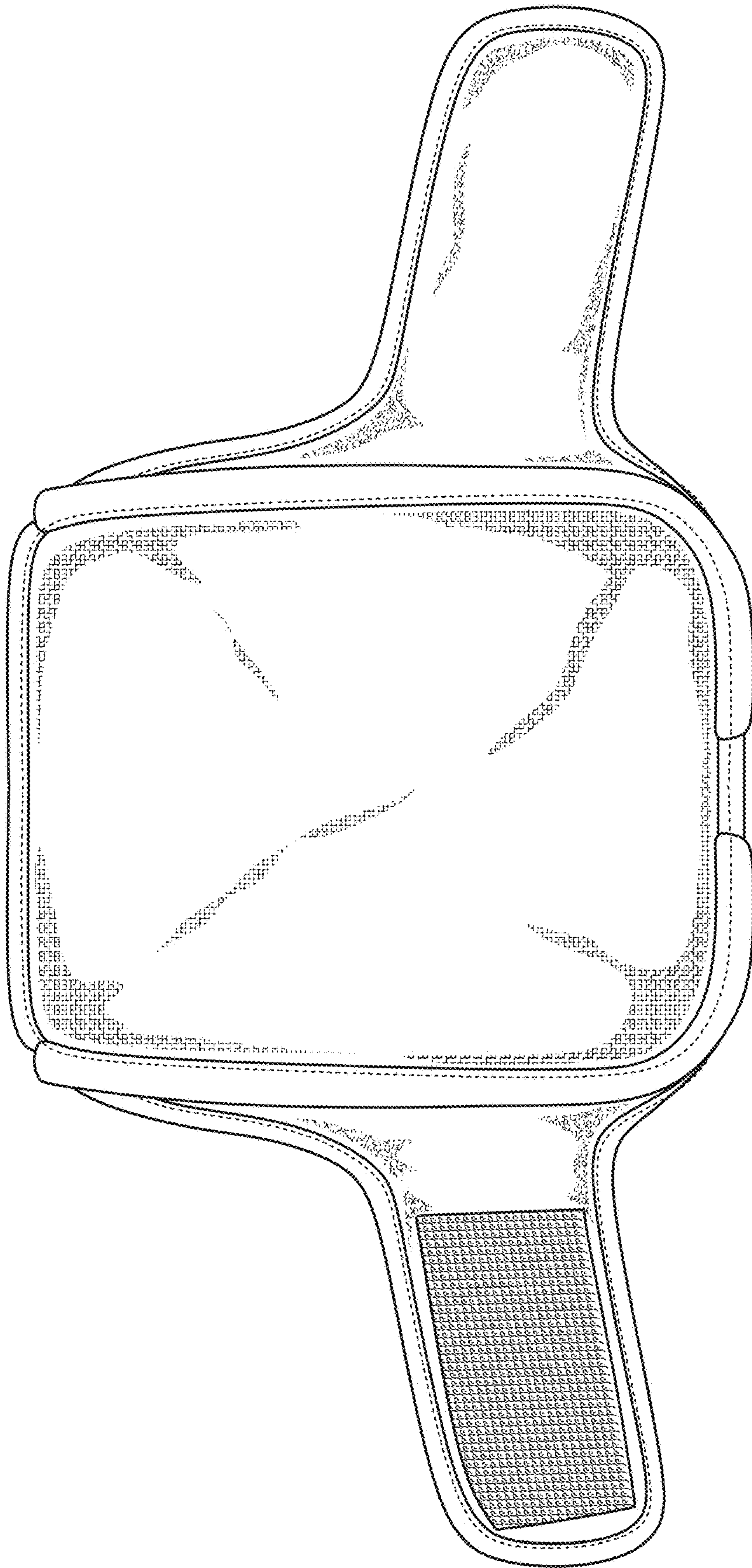


Fig. 6

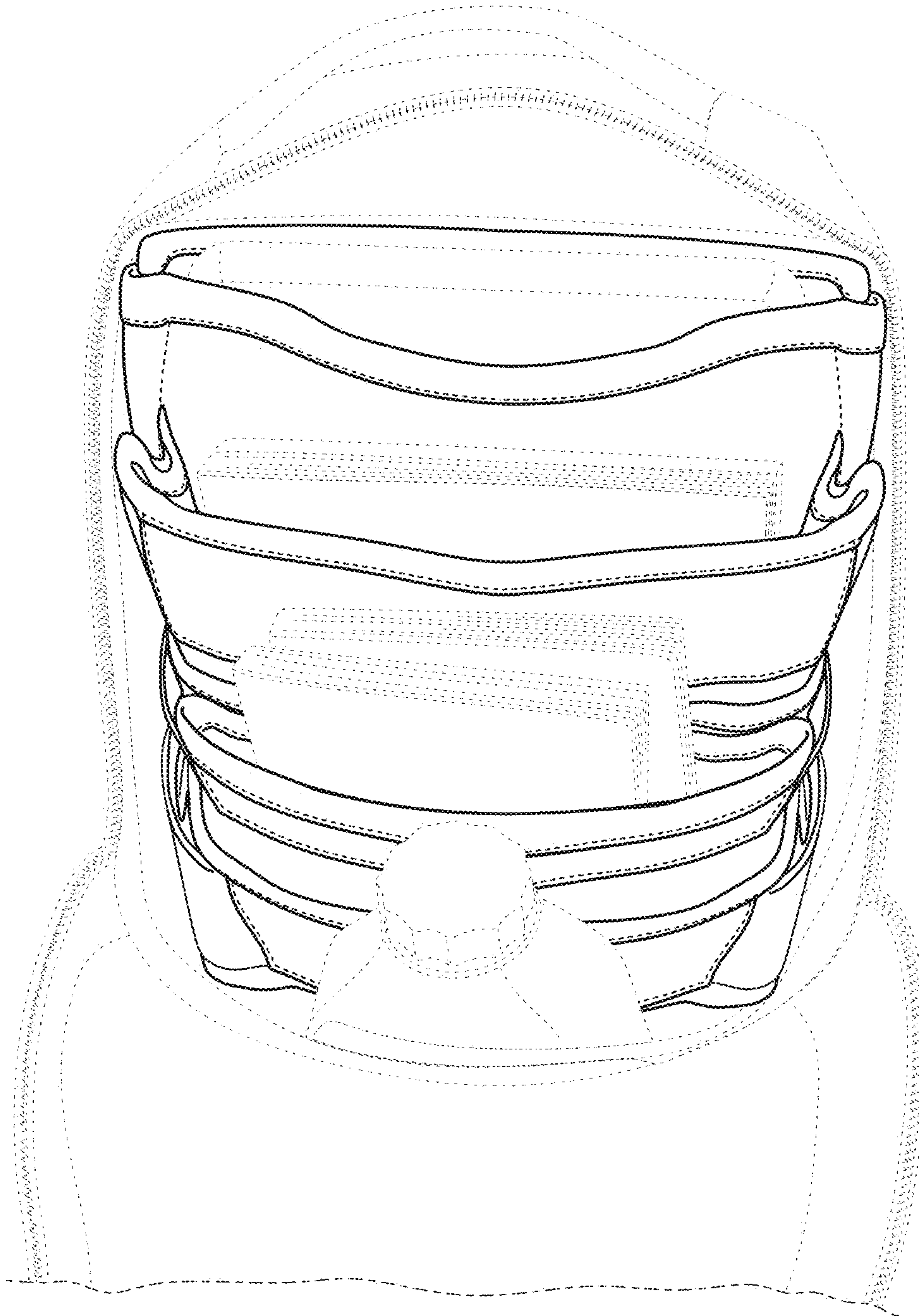


Fig. 7