



US00D859837S

(12) **United States Design Patent** (10) **Patent No.:** **US D859,837 S**
Piche-Rouillard (45) **Date of Patent:** **** Sep. 17, 2019**

(54) **FIXING PAD**

(71) Applicant: **Baku Bags Inc.**, Ile-Bizard, Quebec (CA)

(72) Inventor: **Sidney Piche-Rouillard**, Ile-Bizard (CA)

(**) Term: **15 Years**

(21) Appl. No.: **29/616,402**

(22) Filed: **Sep. 6, 2017**

(51) **LOC (12) Cl.** **03-01**

(52) **U.S. Cl.**
USPC **D3/318**

(58) **Field of Classification Search**
USPC D3/216–217, 318
CPC A45F 4/02; A45F 3/04; A45C 7/00; A45C 13/08; A45C 13/30
See application file for complete search history.

(56) **References Cited**

U.S. PATENT DOCUMENTS

D753,915 S *	4/2016	Sugai	D3/247
D808,649 S *	1/2018	DeChant	D3/247
D813,535 S *	3/2018	Faulkner	D3/247

* cited by examiner

Primary Examiner — Holly H Baynham

(74) *Attorney, Agent, or Firm* — Gowling WLG (Canada) LLP; Damien Calvet


(57) **CLAIM**

The ornamental design for a fixing pad, as shown.

DESCRIPTION

FIG. 1 is a two-dimensional front view of a first variant the fixing pad, the back view thereof being identical;
 FIG. 2 shows the first variant of the fixing pad of FIG. 1 at a different scale and in its environment;
 FIG. 3 is a two-dimensional front view of a second variant the fixing pad, the back view thereof being identical;
 FIG. 4 is a two-dimensional front view of a third variant the fixing pad, the back view thereof being identical; and,
 FIG. 5 is a two-dimensional front view of a fourth variant the fixing pad, the back view thereof being identical.
 The elements and structures shown in dotted lines are shown for illustration purposes only and do not form part of the design.

1 Claim, 4 Drawing Sheets






FIGURE 1

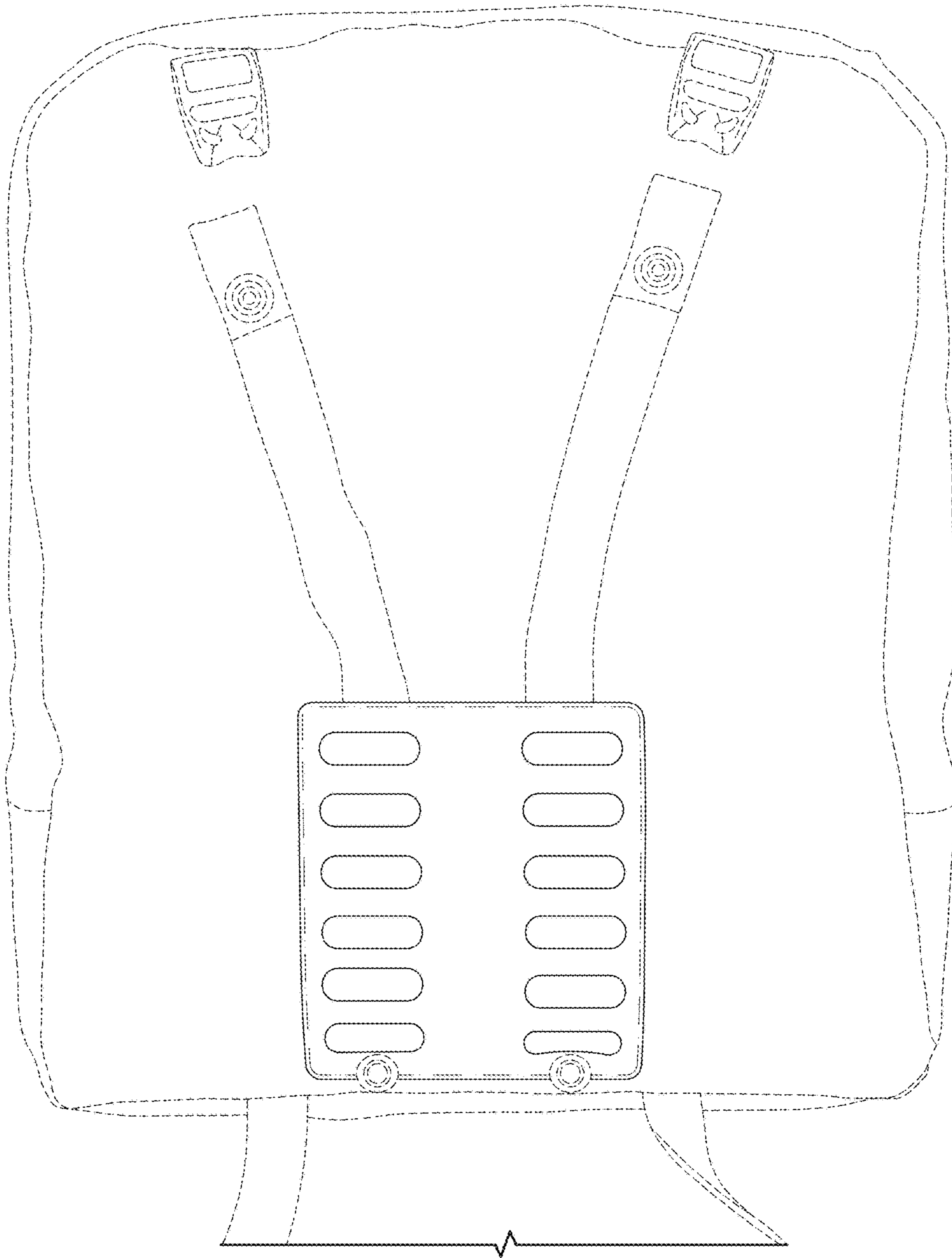


FIGURE 2




FIGURE 3




FIGURE 4




FIGURE 5