



US00D859834S

(12) **United States Design Patent** (10) **Patent No.:** **US D859,834 S**
Wu (45) **Date of Patent:** **** Sep. 17, 2019**

- (54) **SOFT SIDED LUGGAGE**
- (71) Applicant: **TUMI, INC.**, Edison, NJ (US)
- (72) Inventor: **Peter C. Wu**, Sunnyside, NY (US)
- (73) Assignee: **TUMI, INC.**, Edison, NJ (US)
- (**) Term: **15 Years**
- (21) Appl. No.: **29/607,127**
- (22) Filed: **Jun. 9, 2017**
- (51) **LOC (12) Cl.** **03-01**
- (52) **U.S. Cl.**
USPC **D3/279; D3/283; D3/289**
- (58) **Field of Classification Search**
USPC D3/269, 272, 273, 274, 276, 277, 279,
D3/280, 281, 283, 284, 285, 289, 302,
D3/900, 902, 904, 271.2
CPC A45C 5/00; A45C 5/03; A45C 2005/032;
A45C 5/08; A45C 5/14
See application file for complete search history.

(56) **References Cited**

U.S. PATENT DOCUMENTS

- 5,676,223 A * 10/1997 Cunningham A45C 3/004
190/109
- 6,076,641 A 6/2000 Kinzer et al.
- D456,993 S * 5/2002 Lin D3/276
- D492,110 S * 6/2004 Van Himbeeck D3/279
- D517,804 S 3/2006 Davenport et al.
- D541,530 S * 5/2007 Sijmons D3/279
- D590,154 S 4/2009 Hopwood et al.
- D597,309 S 8/2009 Jongchul
- 7,900,758 B2 * 3/2011 King A45C 13/262
190/110
- D640,054 S 6/2011 Custer
- D640,868 S * 7/2011 Jongchul D3/279
- D643,215 S 8/2011 Lin
- D665,999 S * 8/2012 Gifford D3/279
- D679,090 S 4/2013 Du

- D683,539 S * 6/2013 Jobert D3/279
- D710,610 S 8/2014 Sijmons et al.
- D727,621 S * 4/2015 Lai D3/279
- D728,933 S 5/2015 Sanz et al.
- D748,918 S * 2/2016 Majeau D3/216
- D762,383 S * 8/2016 Sanz D3/279
- D774,758 S 12/2016 Hopwood et al.
- D780,451 S * 3/2017 Wu D3/279
- D809,294 S * 2/2018 Tong D3/279
- D821,097 S * 6/2018 Burton D3/289
- 2005/0121275 A1 6/2005 Platte

(Continued)

OTHER PUBLICATIONS

Tumi, "Short Trip Expandable Packing Case", first reviewed on Jun. 25, 2018. (<https://www.tumi.com/p/short-trip-expandable-packing-case-01038401621>).*

(Continued)

Primary Examiner — Jennifer Rivard

Assistant Examiner — April Rivas

(74) *Attorney, Agent, or Firm* — Lando & Anastasi, LLP

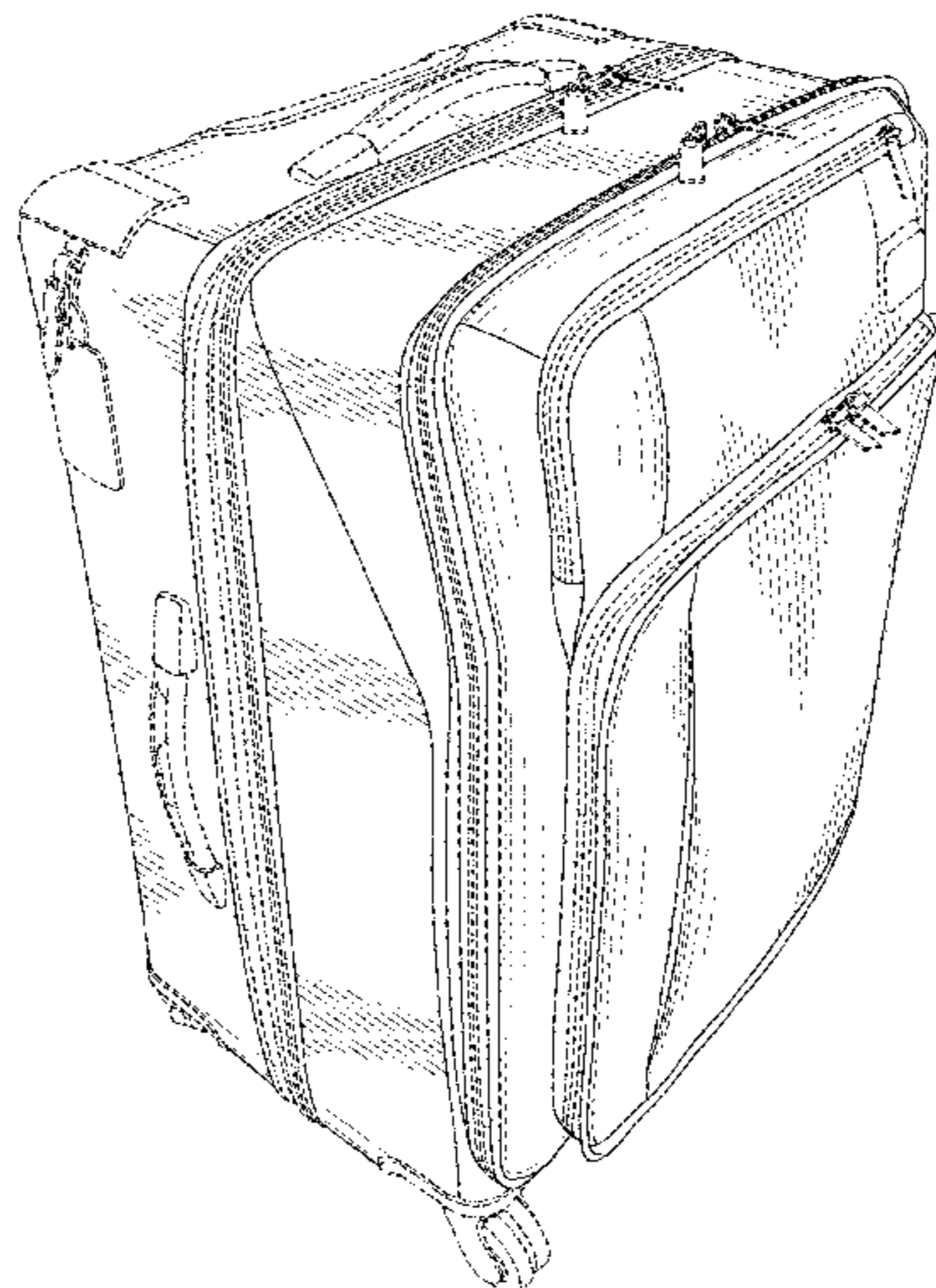
(57) **CLAIM**

The ornamental design for a soft sided luggage, as shown and described.

DESCRIPTION

FIG. 1 is a front perspective view of a luggage; FIG. 2 is a front view of a soft sided luggage; FIG. 3 is a rear view of a soft sided luggage; FIG. 4 is a left side view of a soft sided luggage; FIG. 5 is a right side view of a soft sided luggage; FIG. 6 is a top view of a soft sided luggage; and, FIG. 7 is a bottom view of a soft sided luggage. The broken lines and the unshaded areas within illustrate portions of the soft sided luggage and form no part of the claimed design.

1 Claim, 7 Drawing Sheets



(56)

References Cited

U.S. PATENT DOCUMENTS

2011/0186396 A1* 8/2011 Sheikh A45C 5/03
190/111
2013/0140119 A1 6/2013 Hogan et al.

OTHER PUBLICATIONS

Requirement for Restriction/Election in U.S. Appl. No. 29/607,133
dated Jul. 26, 2018.
Requirement for Restriction/Election in U.S. Appl. No. 29/607,128
dated Jul. 26, 2018.

* cited by examiner

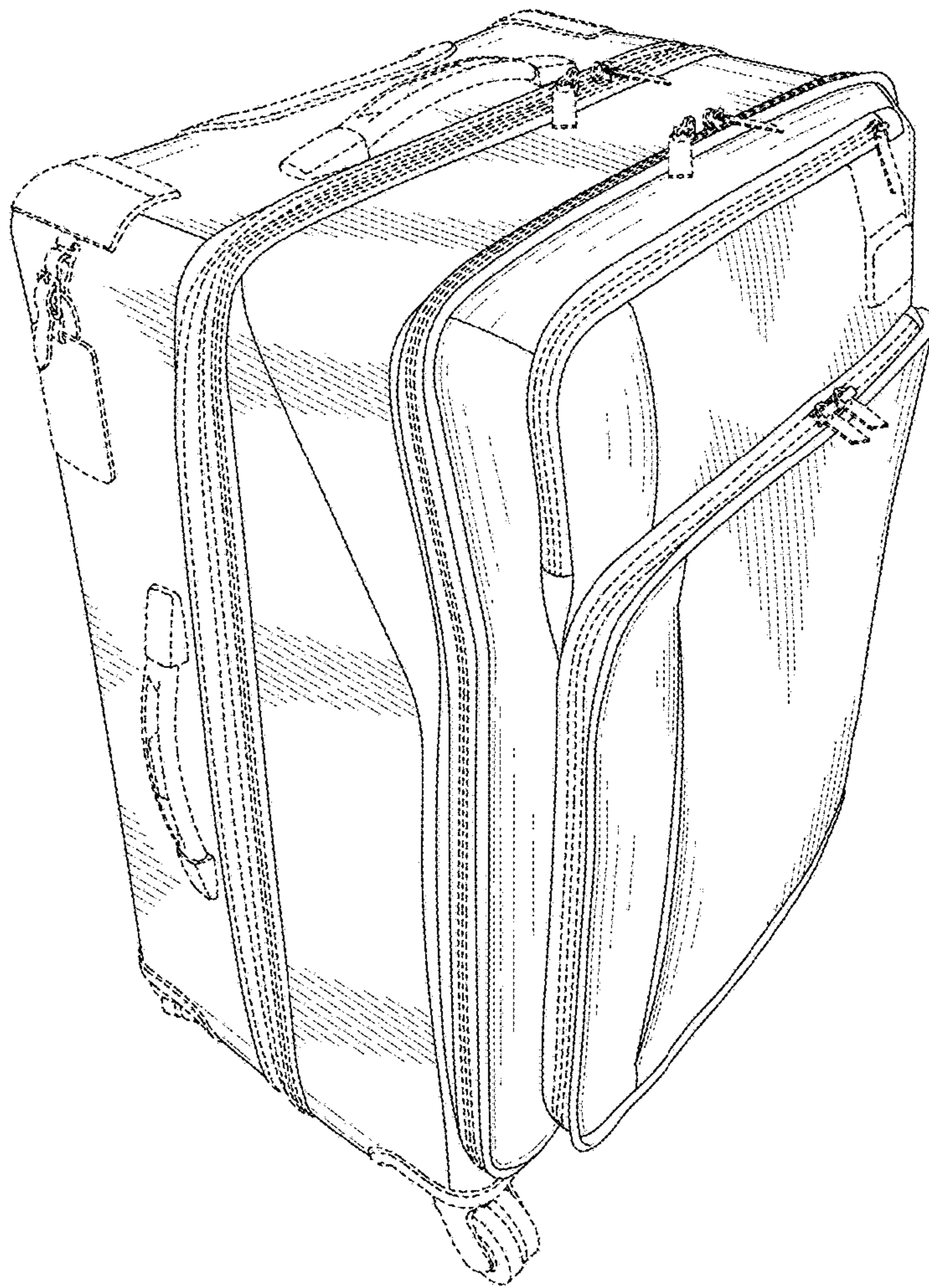


FIG. 1

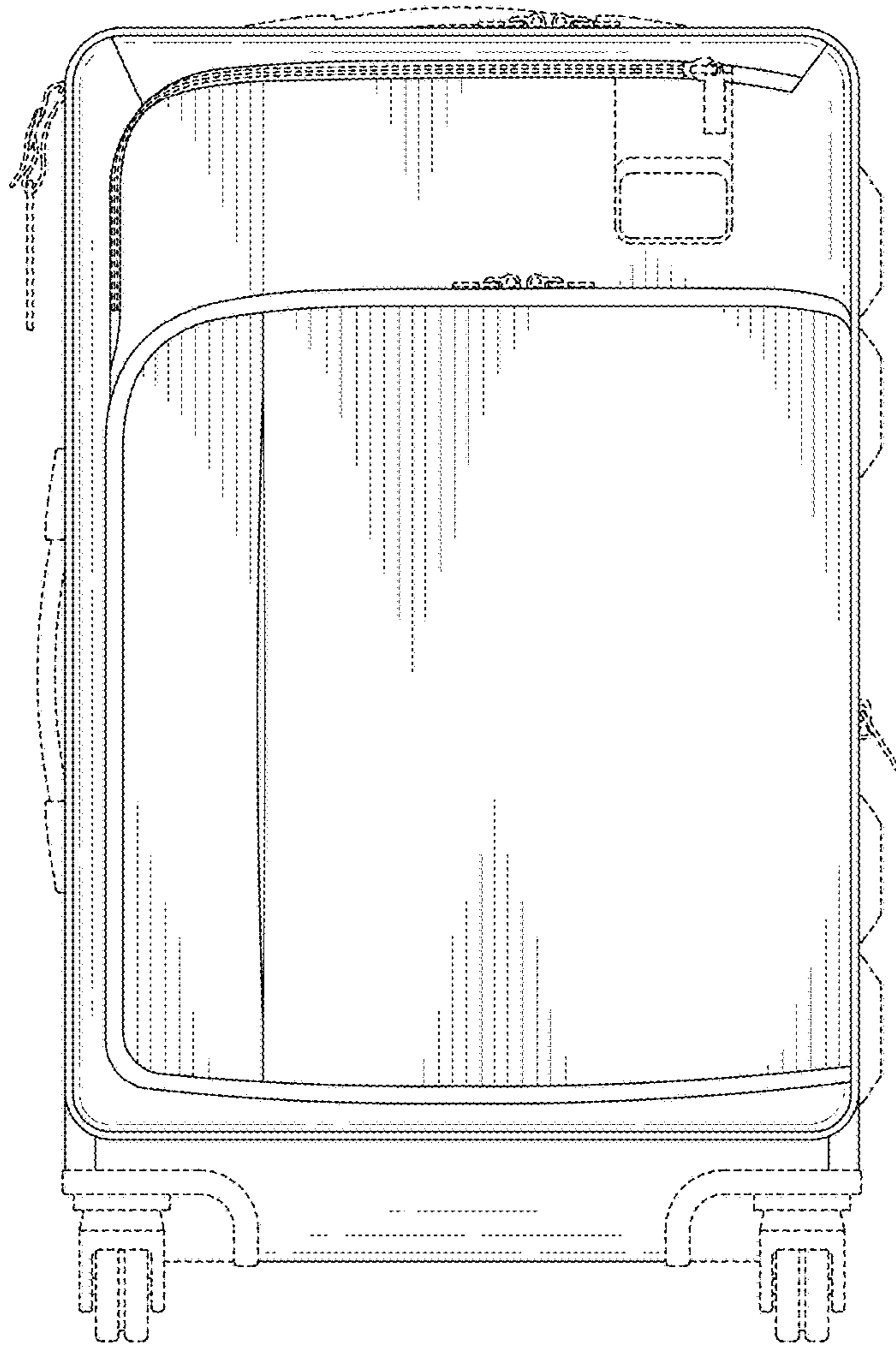


FIG. 2

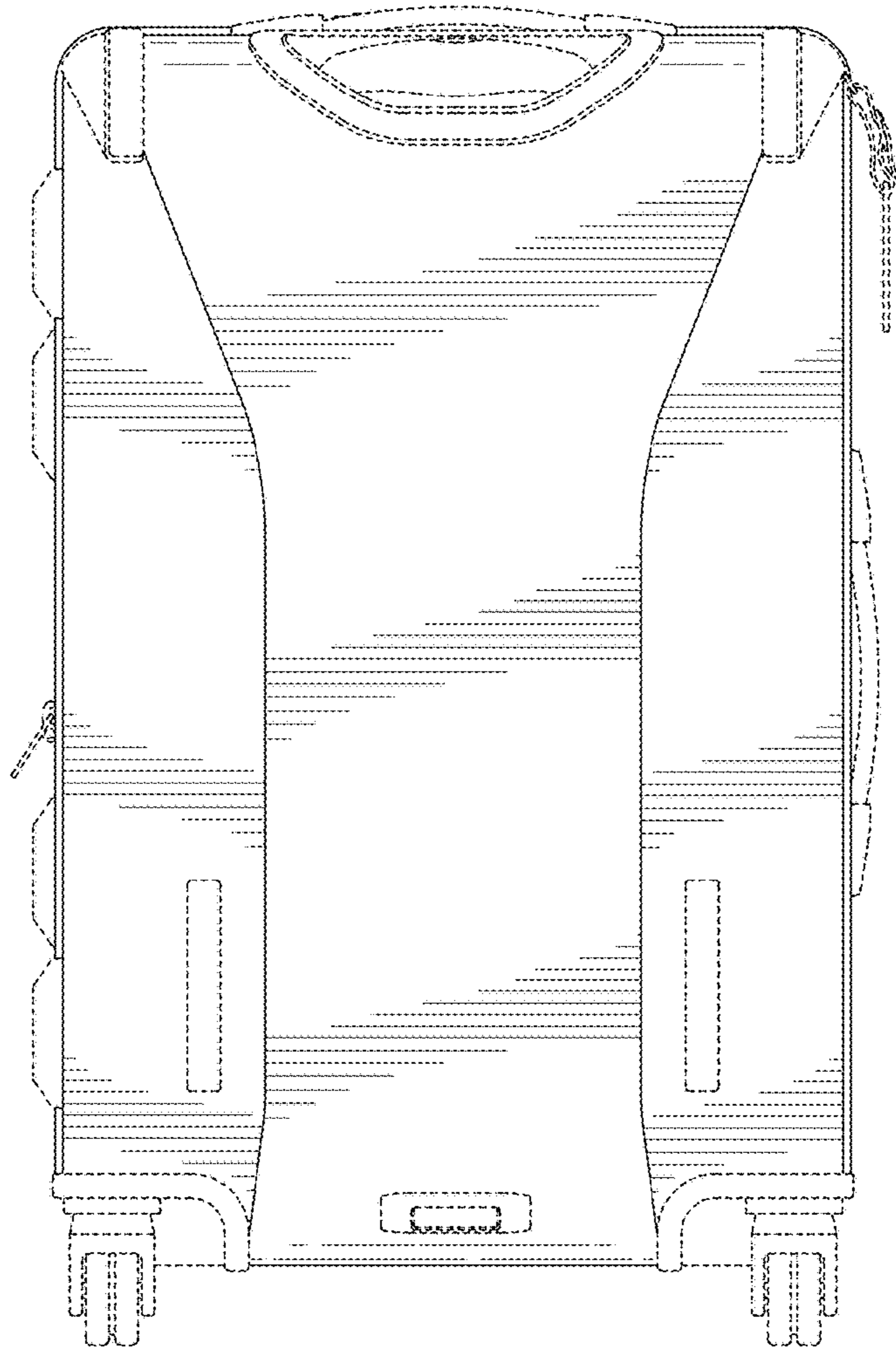


FIG. 3

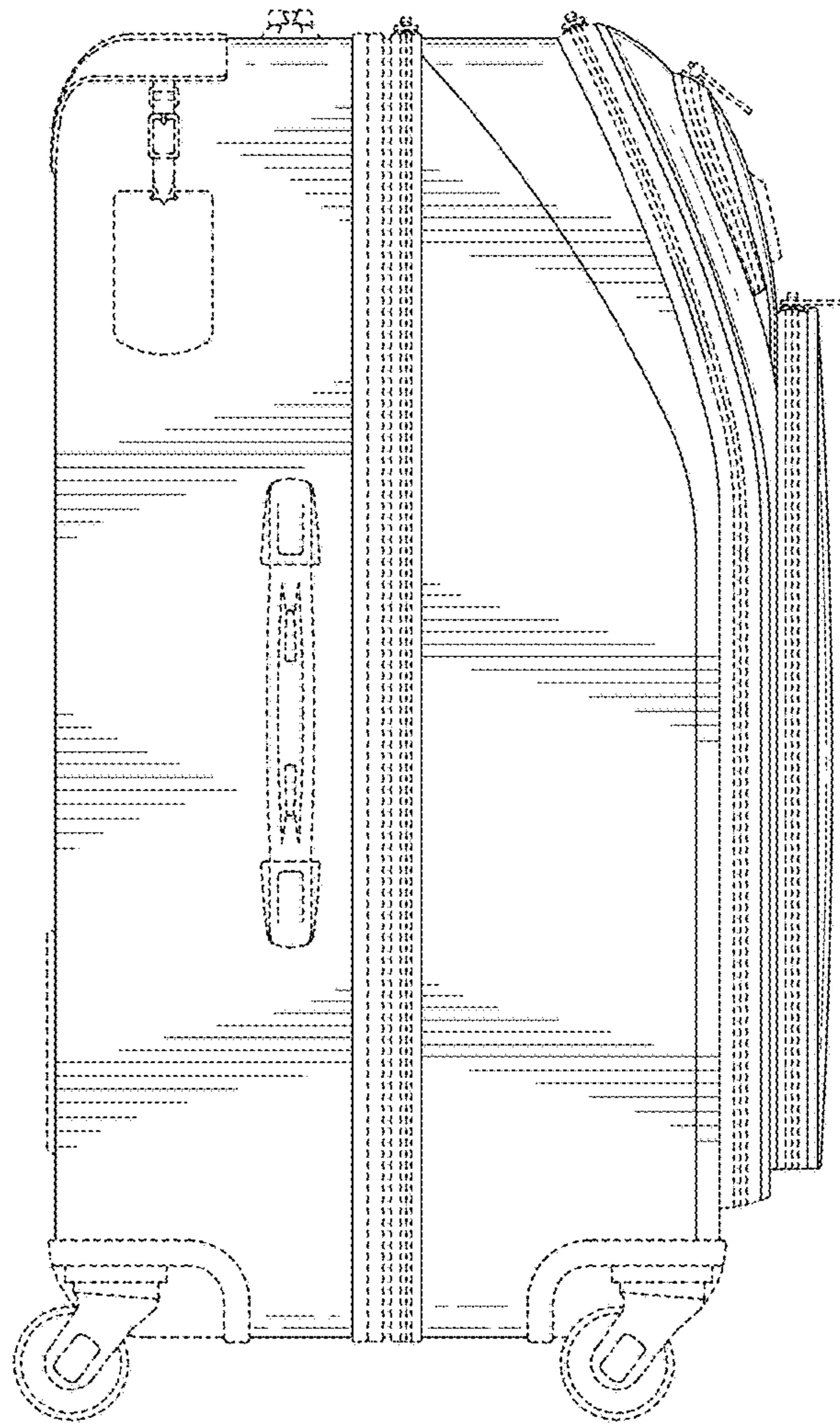


FIG. 4

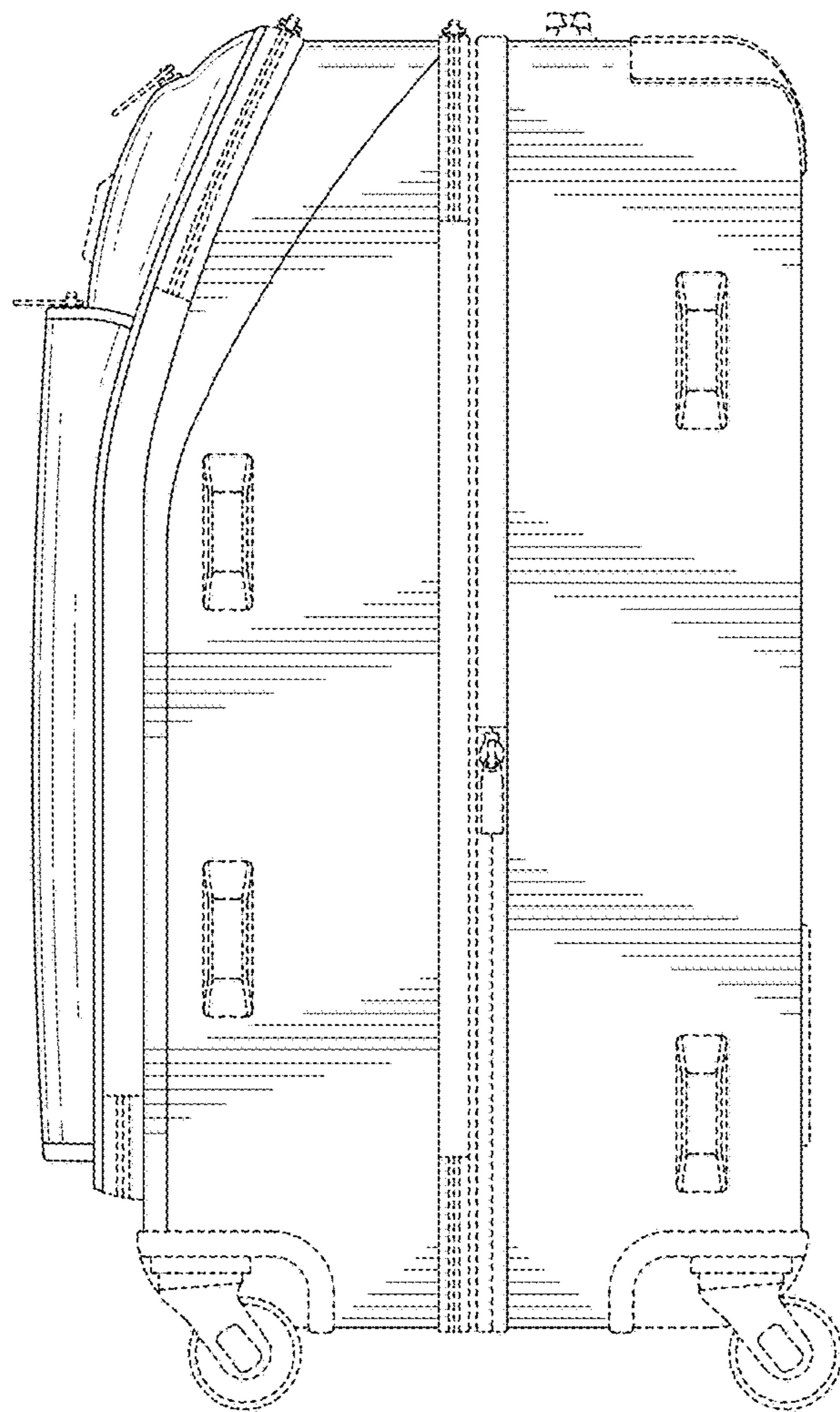


FIG. 5

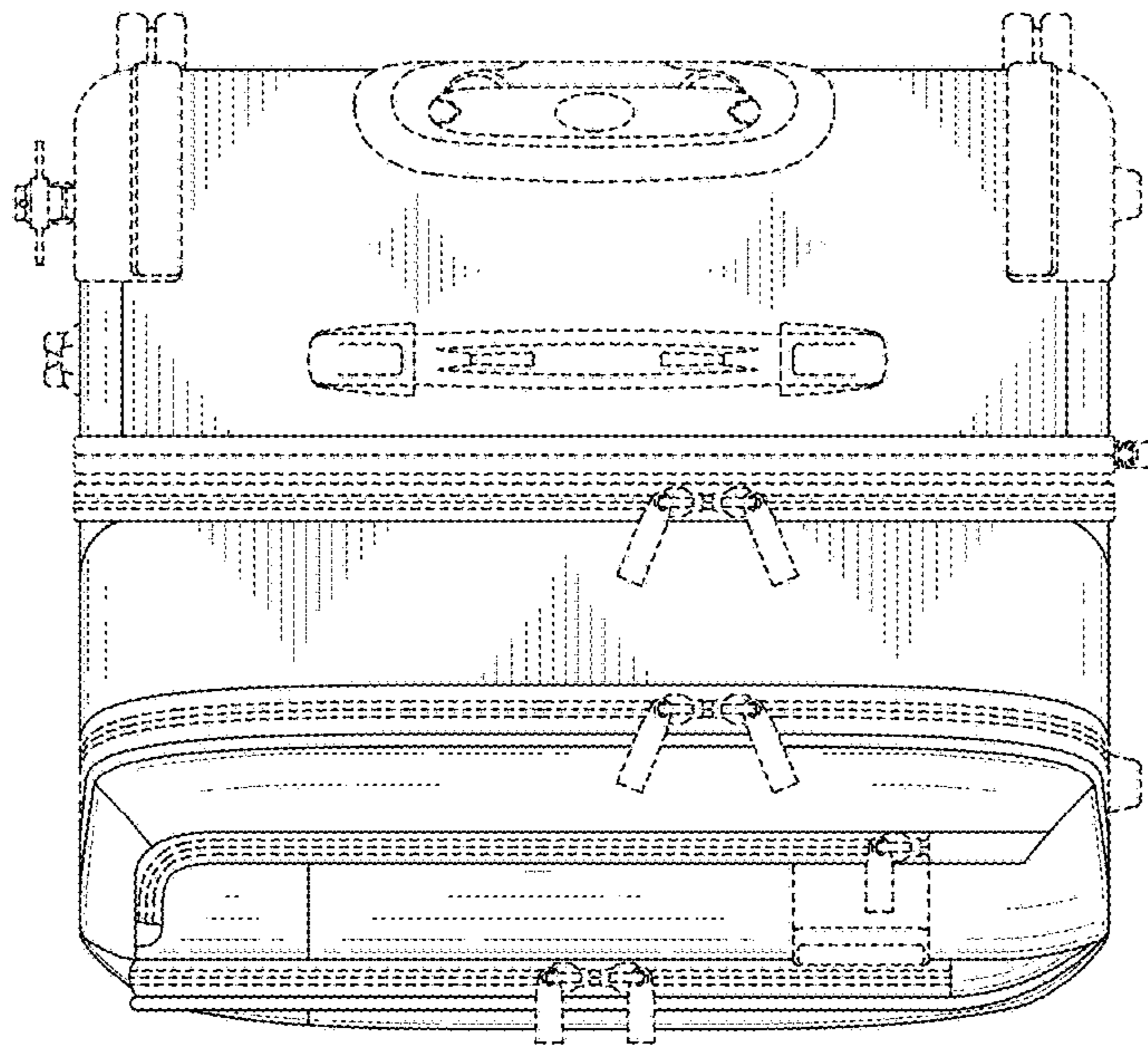


FIG. 6

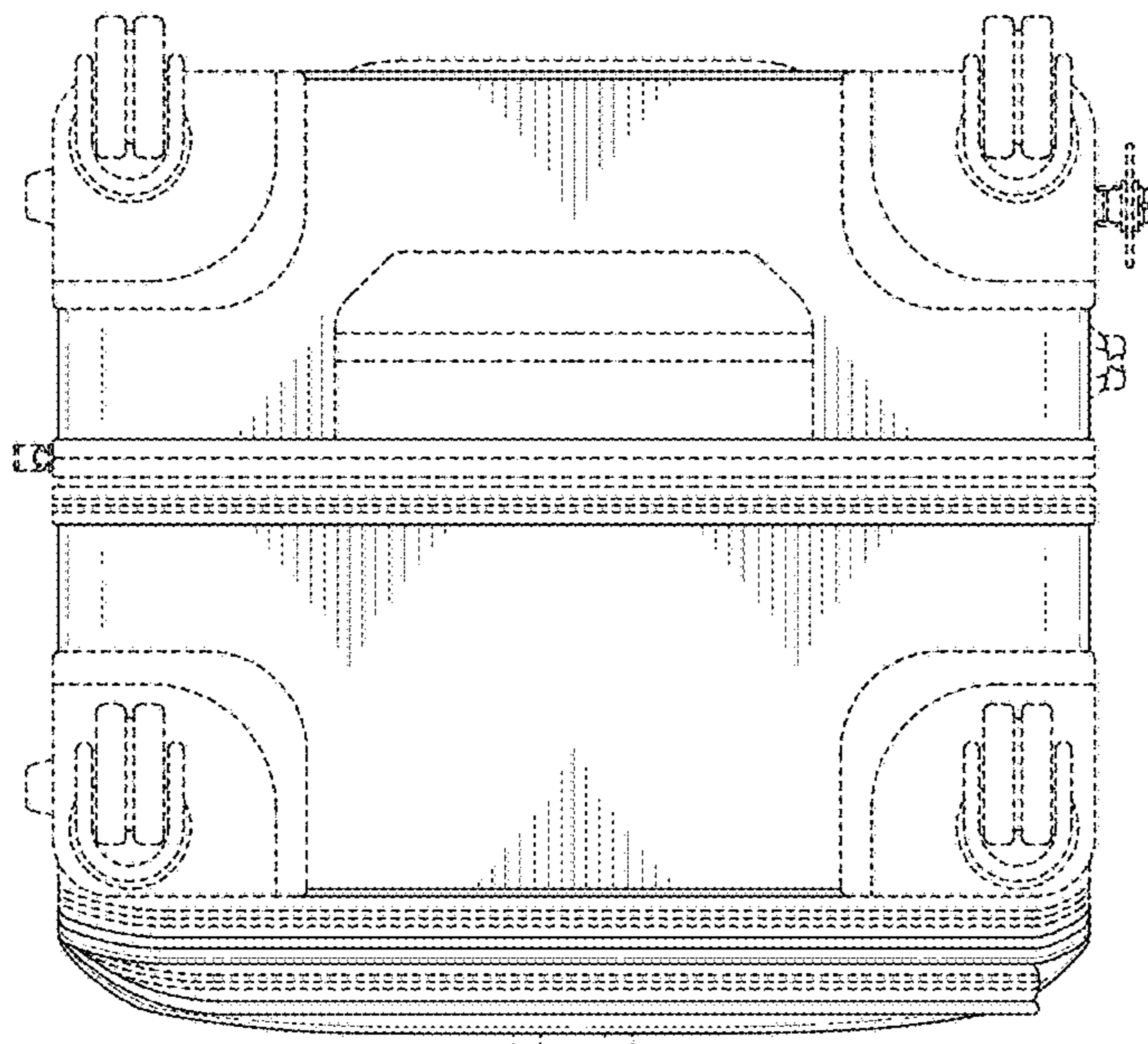


FIG. 7