



US00D859823S

(12) **United States Design Patent**  
**Wood**

(10) **Patent No.:** **US D859,823 S**

(45) **Date of Patent:** **\*\* Sep. 17, 2019**

(54) **TOWEL BAG**

(71) Applicant: **Craig Wood**, San Diego, CA (US)

(72) Inventor: **Craig Wood**, San Diego, CA (US)

(73) Assignee: **Craig Wood**, San Diego, CA (US)

(\*\*) Term: **15 Years**

(21) Appl. No.: **29/554,131**

(22) Filed: **Feb. 8, 2016**

(51) **LOC (12) Cl.** ..... **03-01**

(52) **U.S. Cl.**

USPC ..... **D3/233**; D6/608

(58) **Field of Classification Search**

USPC ..... D3/201, 232, 246, 273, 276, 289, 301,  
D3/302, 902; D7/601, 602, 605; D6/608

CPC ..... A45C 5/04; A45C 11/00; A45C 11/16  
See application file for complete search history.

(56) **References Cited**

**U.S. PATENT DOCUMENTS**

2,464,956	A *	3/1949	Winter	.....	A24F 15/12 132/301
D330,139	S *	10/1992	Bloom	.....	5/655
D336,986	S *	7/1993	Seymour	.....	D3/233
D339,710	S *	9/1993	Perna, Jr.	.....	D6/608
D341,934	S *	12/1993	Abraham	.....	D3/244
D355,298	S *	2/1995	Beger	.....	D3/244
D388,273	S *	12/1997	Propper	.....	5/417
D405,261	S *	2/1999	Lo	.....	D3/274
D409,874	S *	5/1999	Amick	.....	D6/608
D418,355	S *	1/2000	DeCet	.....	D6/595
D421,178	S *	2/2000	Dandini	.....	D3/233
D421,521	S *	3/2000	Howard	.....	D3/201
D482,224	S *	11/2003	DeCet	.....	D6/608
D493,657	S *	8/2004	Farago	.....	D6/608
D523,636	S *	6/2006	Wilmink	.....	D3/303
D569,673	S *	5/2008	Gostt	.....	D6/595
D632,481	S	2/2011	Detwiler		

D685,177	S *	7/2013	Pankey	.....	D3/203.1
D708,840	S *	7/2014	Pankey	.....	D3/203.1
D714,078	S *	9/2014	Russo, Jr.	.....	A47G 9/062 D6/608

(Continued)

*Primary Examiner* — Manpreet S Matharu

*Assistant Examiner* — Holly E Thurman

(57) **CLAIM**

I claim the ornamental design for a towel bag, as shown and described.

**DESCRIPTION**

FIG. 1 shows a bottom view of a towel bag in an unfolded configuration;

FIG. 2 shows a top view of the towel bag in the unfolded configuration;

FIG. 3 shows a rear view of the towel bag in the unfolded configuration;

FIG. 4 shows a front view of the towel bag in the unfolded configuration;

FIG. 5 shows a left view of the towel bag in the unfolded configuration;

FIG. 6 shows a right view of the towel bag in the unfolded configuration;

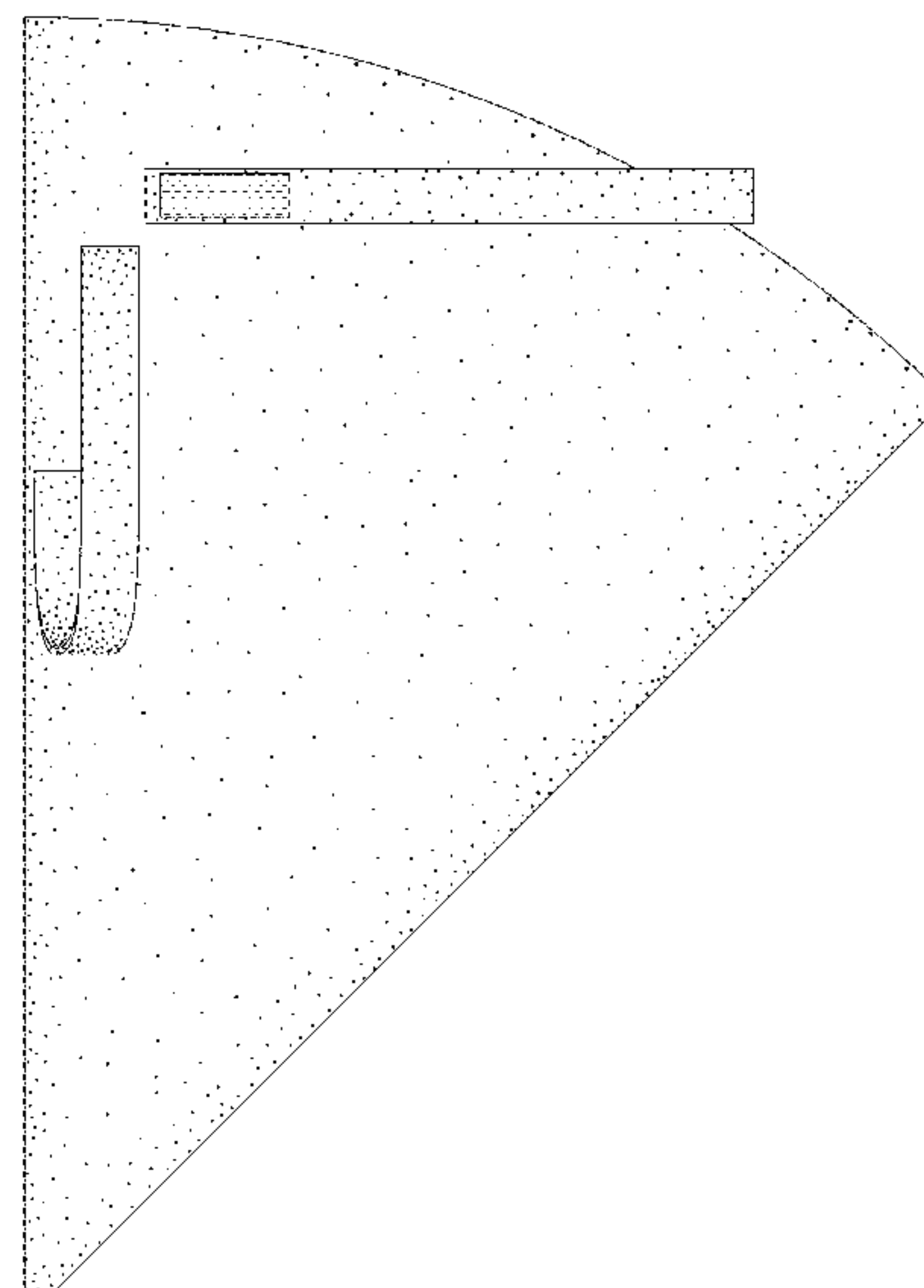

FIG. 7 shows a front view of the towel bag in a half-fold configuration wherein the towel bag is folded in half along an imaginary vertical axis.

FIG. 8 shows a front view of the towel bag in an eighth-fold configuration wherein the towel bag is folded in one-eighth; and,

FIG. 9 shows a perspective view of the towel bag in a cinched configuration.

The stipple shading disclosed on the surface of the towel bag represents material and extends across the entirety of the tote surfaces, and forms part of the claimed design. The dashed shading on the strap of the towel bag represents hook and loop material, and forms part of the claimed design.

**1 Claim, 7 Drawing Sheets**



(56)

**References Cited**

U.S. PATENT DOCUMENTS

D741,619 S \* 10/2015 Armstead ..... D6/595  
D812,397 S \* 3/2018 Davis ..... D6/608

\* cited by examiner



FIG. 1



FIG. 2




FIG. 3

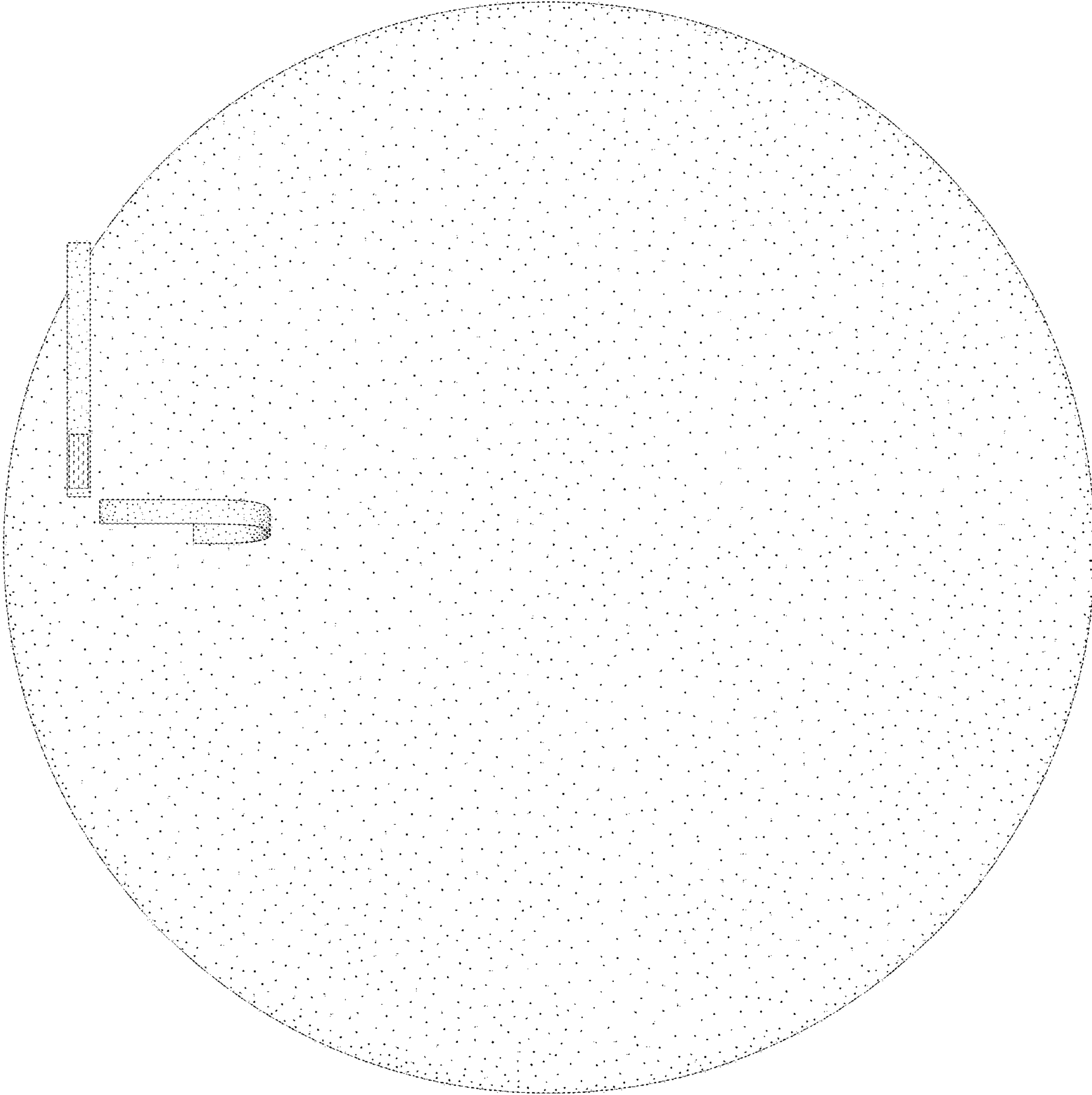


FIG. 4



FIG. 5

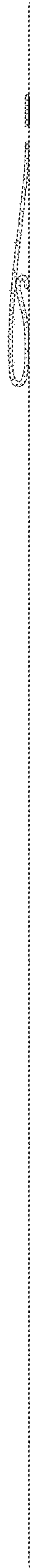



FIG. 6





*FIG. 7*

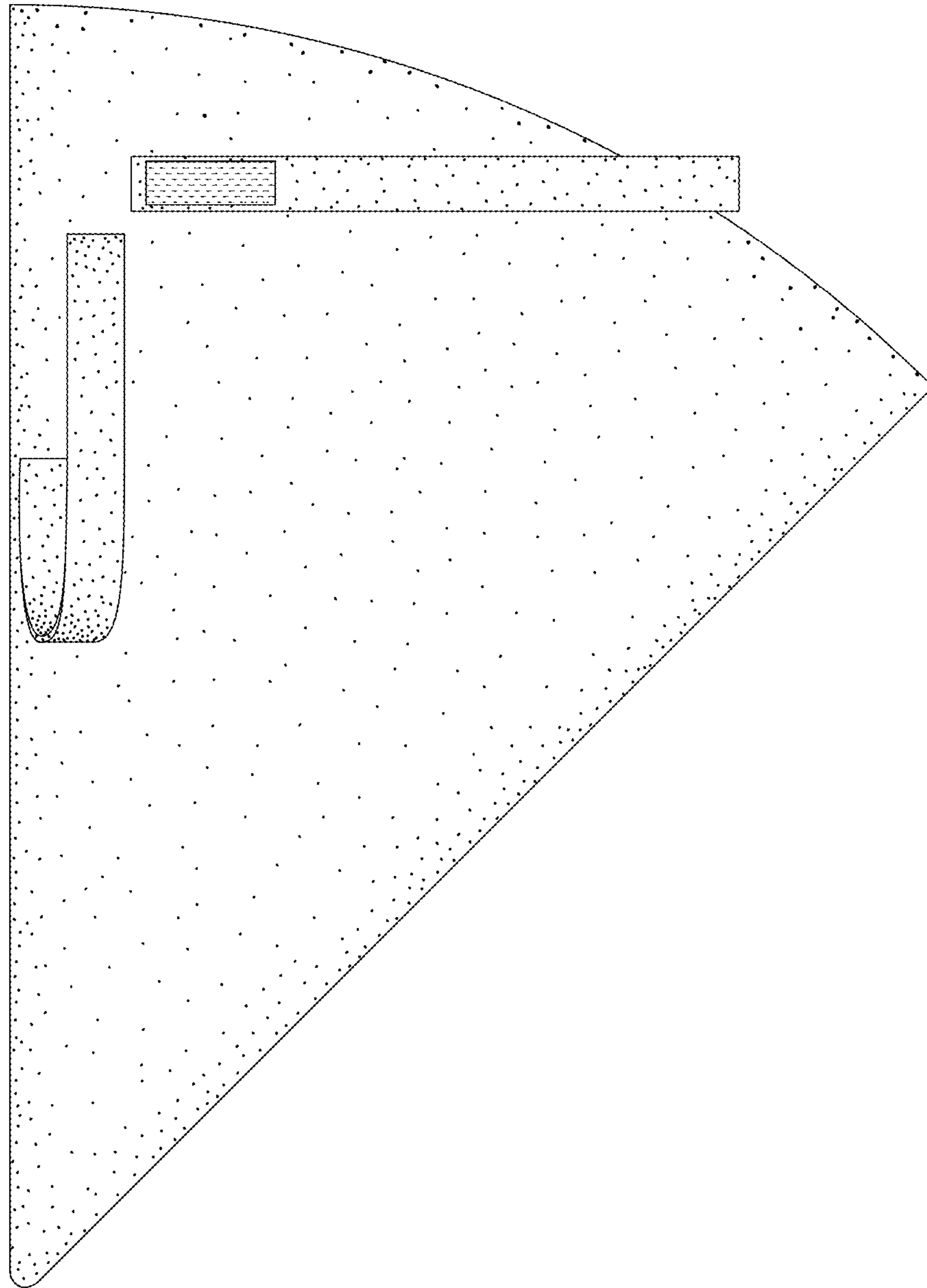
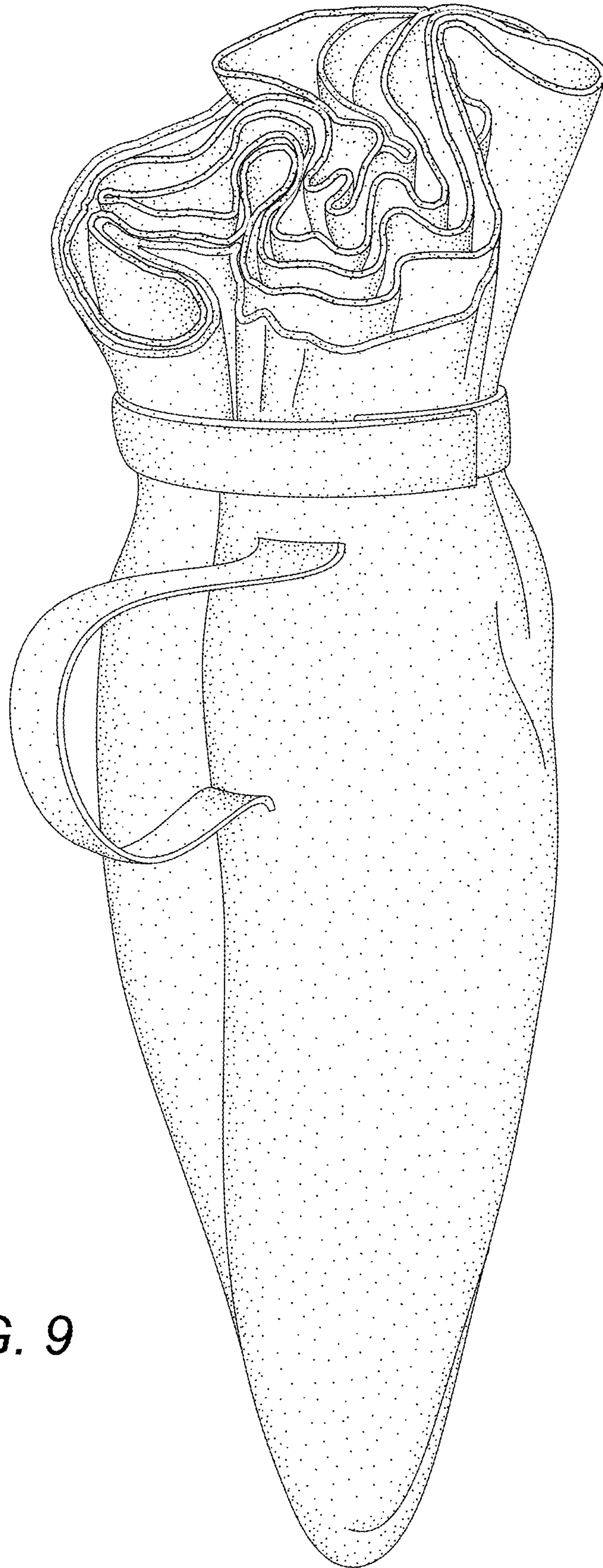


FIG. 8





**FIG. 9**