



US00D859818S

(12) **United States Design Patent** (10) **Patent No.:** **US D859,818 S**
Wu (45) **Date of Patent:** **** Sep. 17, 2019**

- (54) **BACKPACK**
- (71) Applicant: **TUMI, INC.**, South Plainfield, NJ (US)
- (72) Inventor: **Peter C. Wu**, Sunnyside, NY (US)
- (73) Assignee: **TUMI, INC.**, Edison, NJ (US)
- (**) Term: **15 Years**
- (21) Appl. No.: **29/603,477**
- (22) Filed: **May 10, 2017**

D674,183 S	1/2013	Iacchetti	
D674,591 S	1/2013	Hargens et al.	
D702,434 S	4/2014	Chalk et al.	
D706,027 S	6/2014	Hock	
D706,533 S	6/2014	Hock	
D706,534 S	6/2014	Zwetzig	
D710,086 S	8/2014	Szewczyk	
D714,541 S	10/2014	Anderson et al.	
D723,280 S	3/2015	Sanz	
D739,653 S	9/2015	Majeau et al.	
D745,777 S	12/2015	Zwetzig et al.	
D752,856 S	4/2016	Marez	
D796,187 S	9/2017	Bogue	
D802,295 S	* 11/2017	Wu	D3/217
D805,299 S	* 12/2017	Zhang	D3/283
D811,728 S	3/2018	Sheikh	
D816,990 S	* 5/2018	Naito	D3/267

Related U.S. Application Data

- (62) Division of application No. 29/527,041, filed on May 14, 2015, now Pat. No. Des. 802,295.
- (51) **LOC (12) Cl.** **03-01**
- (52) **U.S. Cl.**
USPC **D3/217**
- (58) **Field of Classification Search**
USPC D3/201, 213-219, 221, 224, 225, 229,
D3/230, 232, 243-246, 254, 318
CPC A45F 3/04; A45F 4/02; A45F 2200/0525;
A45F 2003/045; A45C 11/00; A45C
13/30; A45C 2011/002; A45C 2011/003;
A45C 2011/001; A45C 15/00
See application file for complete search history.

References Cited

U.S. PATENT DOCUMENTS

4,767,039 A	8/1988	Jacober	
D323,237 S	1/1992	Zoltie	
5,649,658 A	* 7/1997	Hoffman	A45F 3/04 190/2
D459,884 S	7/2002	King	
D543,021 S	5/2007	Lee et al.	
D552,845 S	10/2007	Shor et al.	
D569,099 S	5/2008	Gossett	
D590,595 S	4/2009	Chu et al.	
D623,857 S	9/2010	Austin	

(Continued)

OTHER PUBLICATIONS

Requirement for Restriction/Election in U.S. Appl. No. 29/608,573 dated Oct. 3, 2018.

Primary Examiner — Jennifer L Watkins
(74) *Attorney, Agent, or Firm* — Lando & Anastasi, LLP

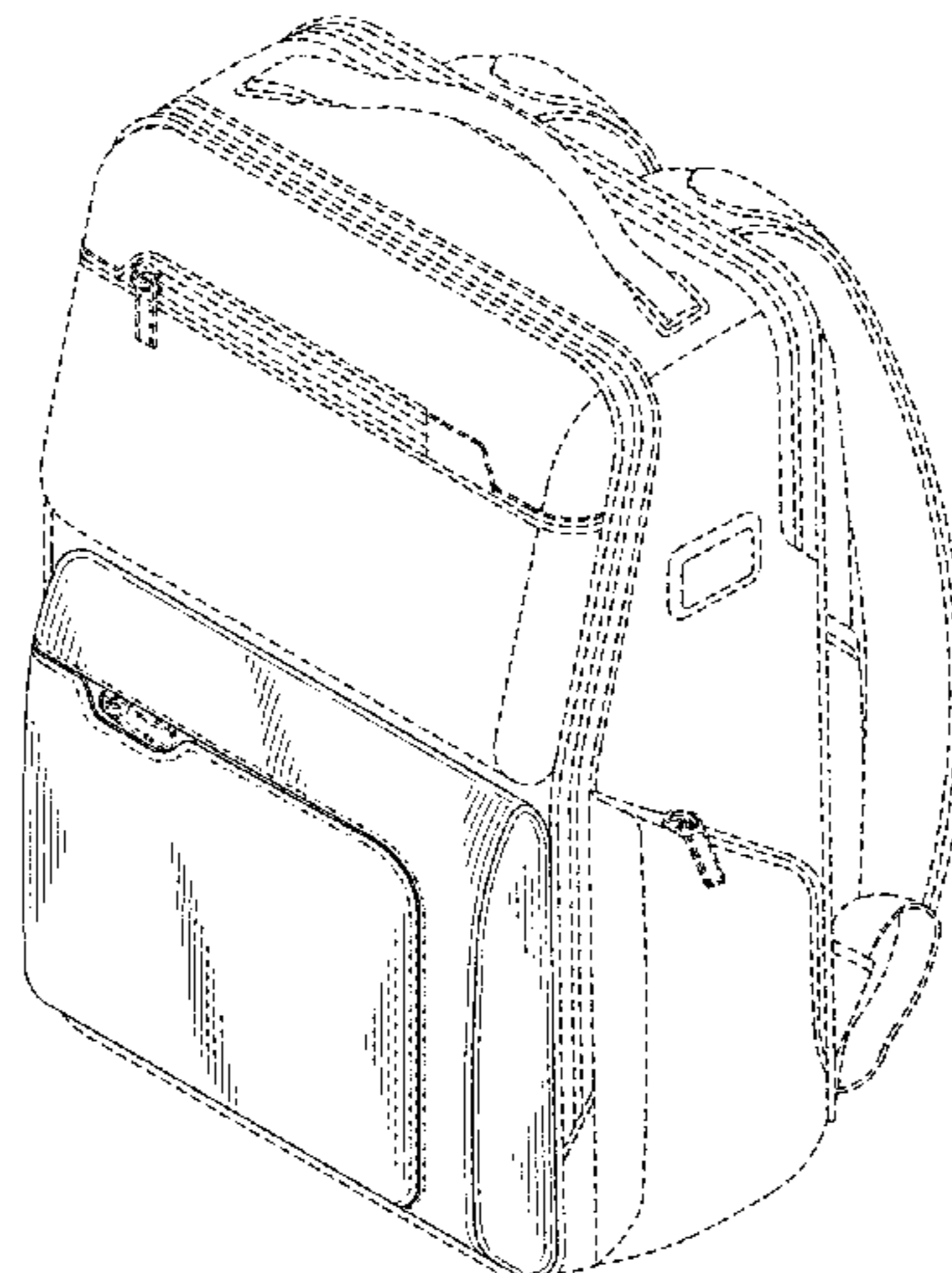
(57) **CLAIM**

The ornamental design for a backpack, as shown and described.

DESCRIPTION

FIG. 1 is a top perspective view of the backpack;
FIG. 2 is a front view of the backpack;
FIG. 3 is a rear view of the backpack;
FIG. 4 is a left side view of the backpack;
FIG. 5 is a right side view of the backpack;
FIG. 6 is a top view of the backpack; and,
FIG. 7 is a bottom view of the backpack.
The broken lines show portions of the article and stitching and form no part of the claim.

1 Claim, 7 Drawing Sheets



(56)

References Cited

U.S. PATENT DOCUMENTS

D817,634	S *	5/2018	Fusi	D3/217
D819,959	S	6/2018	Choi	
D824,660	S *	8/2018	Ross	D3/217
2002/0139820	A1	10/2002	Godshaw et al.	
2007/0045370	A1	3/2007	Hsieh	
2007/0062994	A1	3/2007	Shoemaker et al.	
2008/0029562	A1 *	2/2008	Hawkins	A45F 3/04 224/153
2009/0201671	A1	8/2009	Huntley	
2012/0048904	A1	3/2012	Scicluna	
2015/0351510	A1 *	12/2015	Zwetzig	A45C 11/38 206/316.2

* cited by examiner

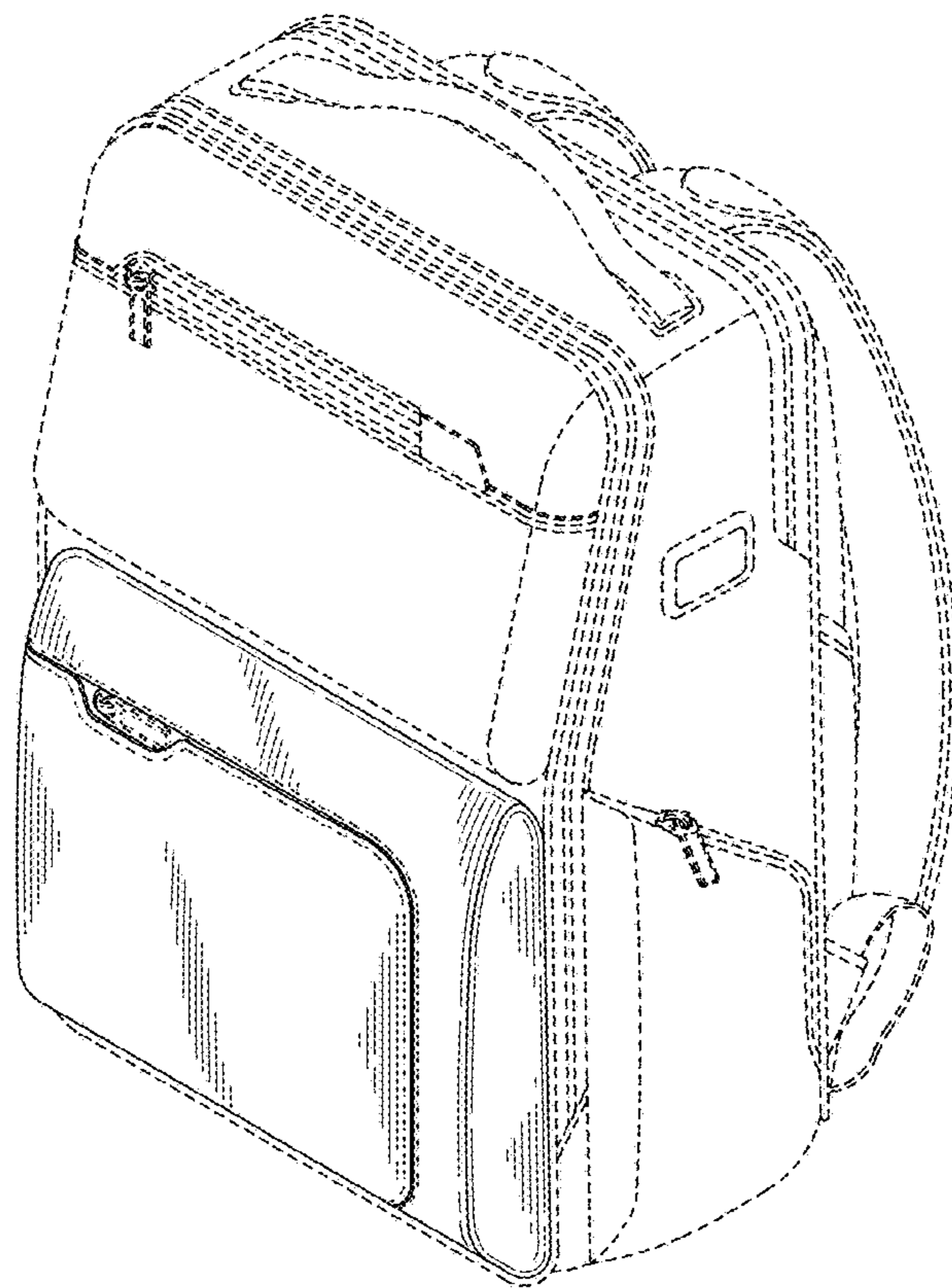


FIG. 1

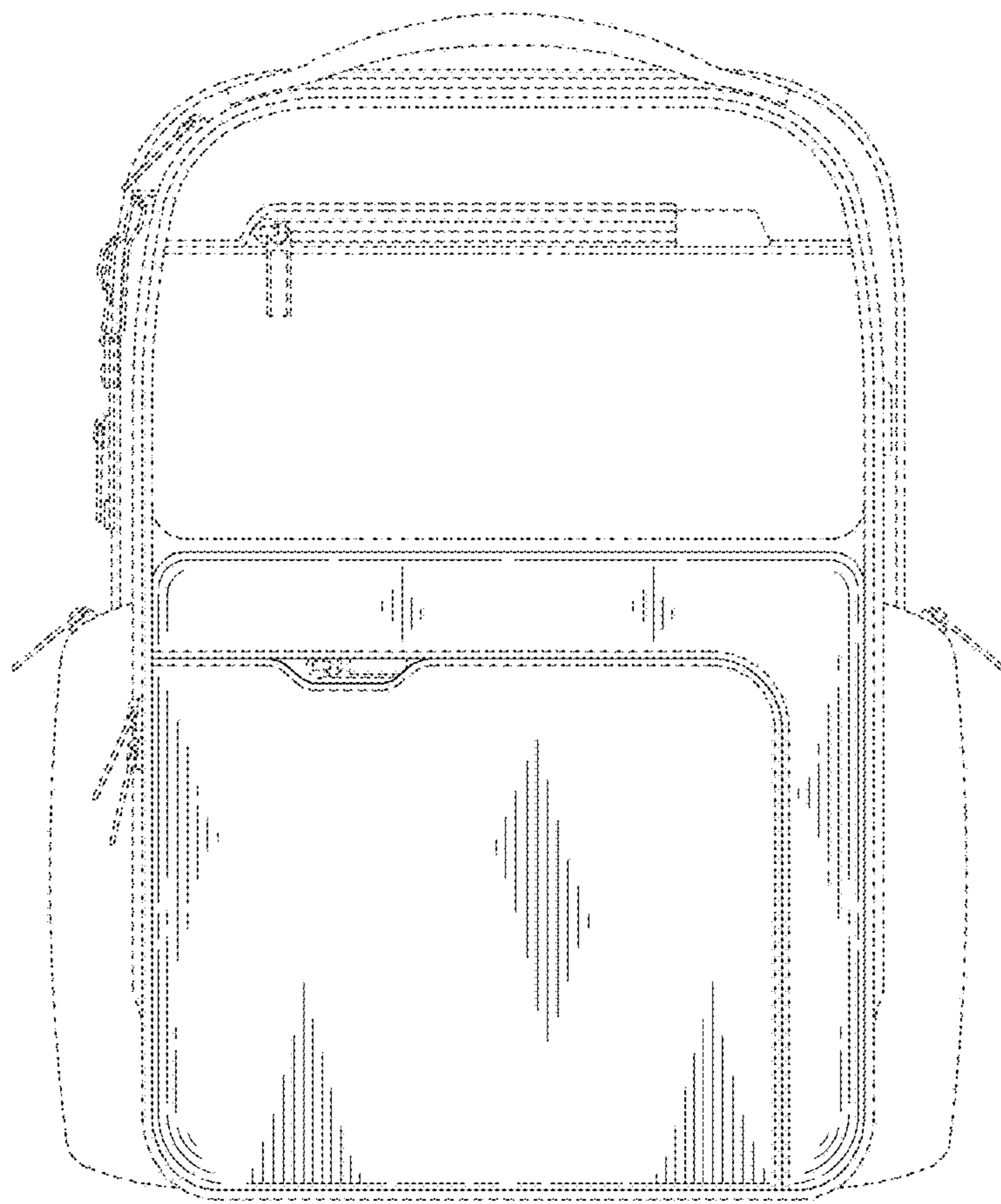


FIG. 2

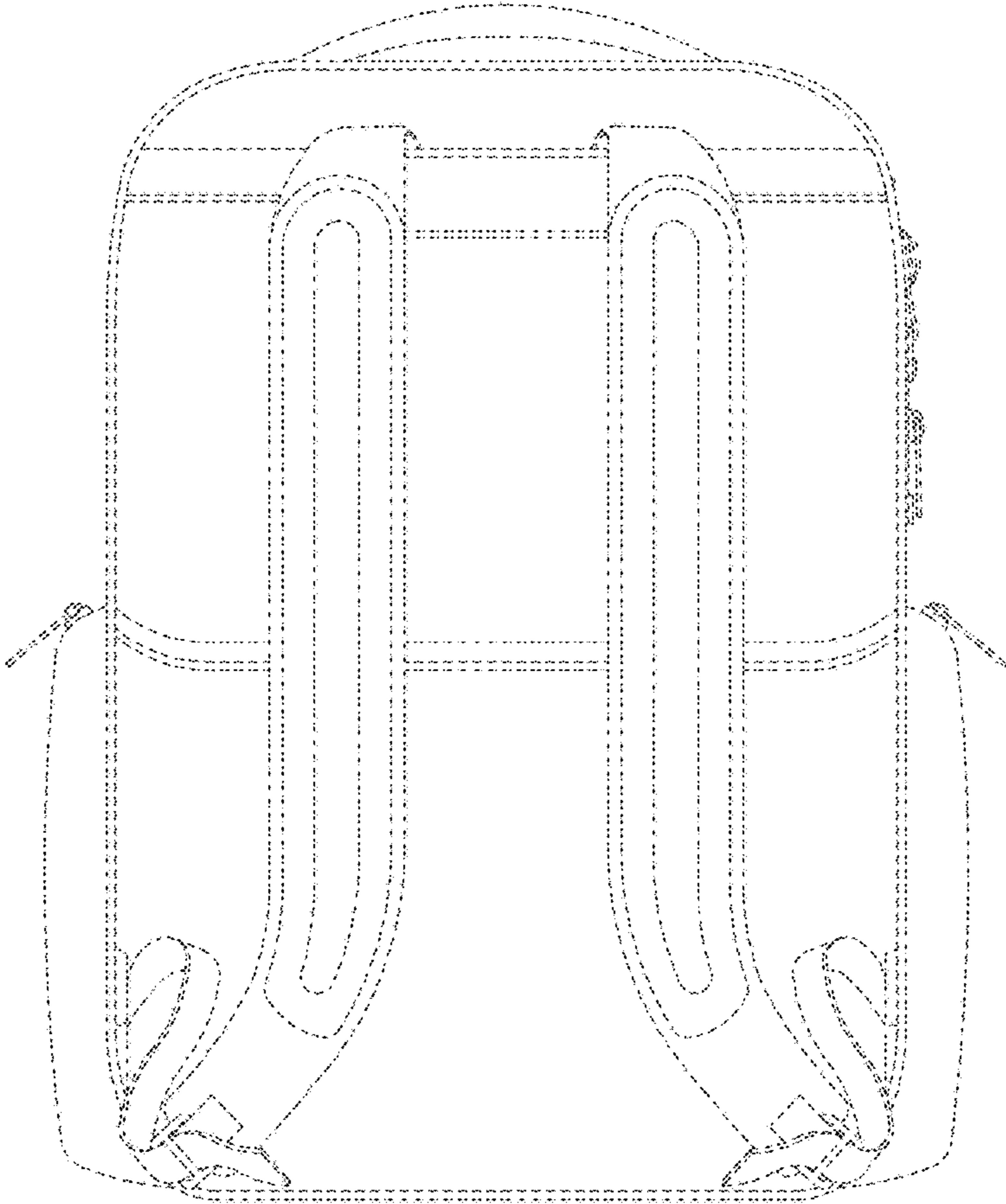


FIG. 3

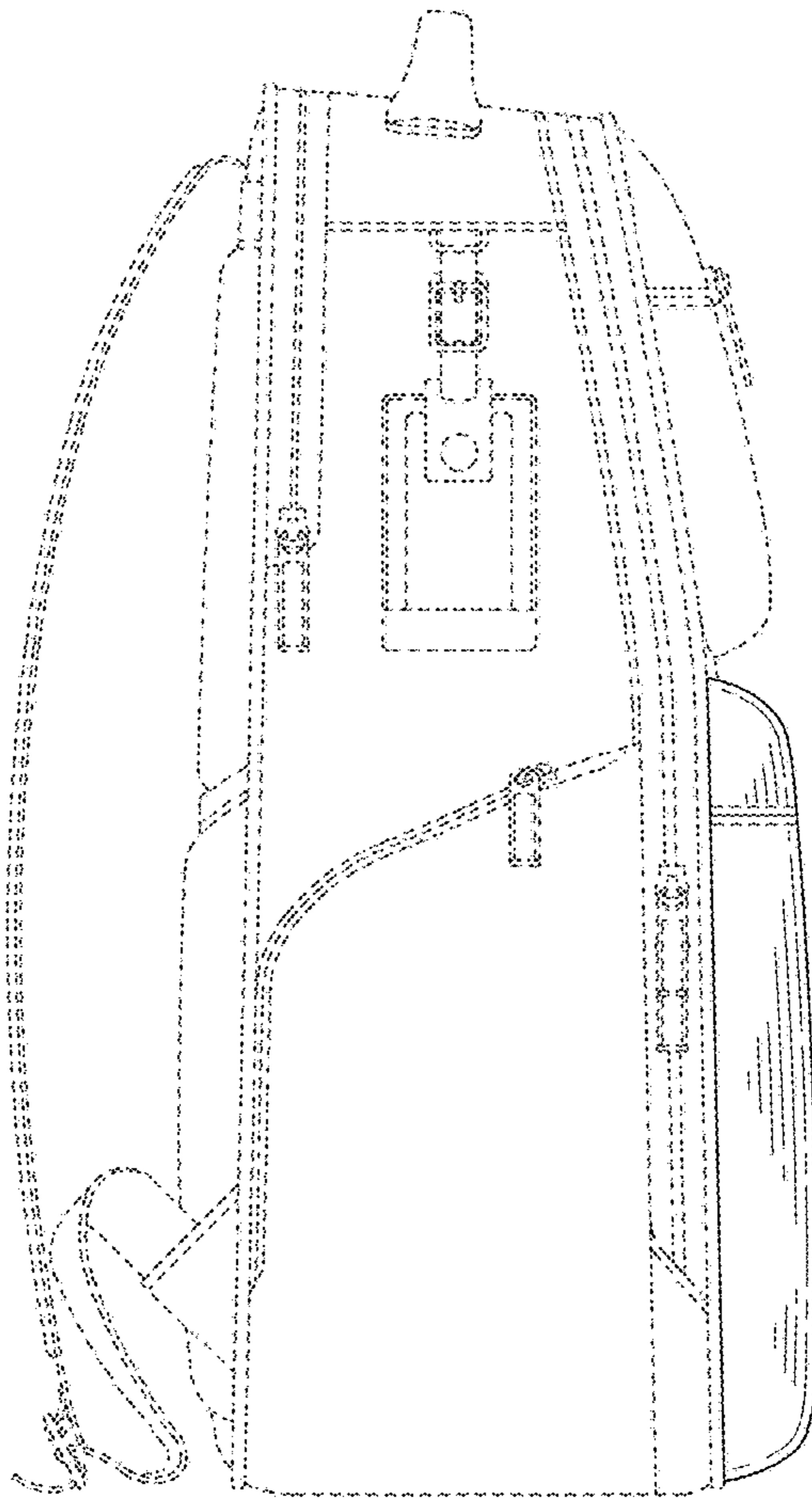


FIG. 4

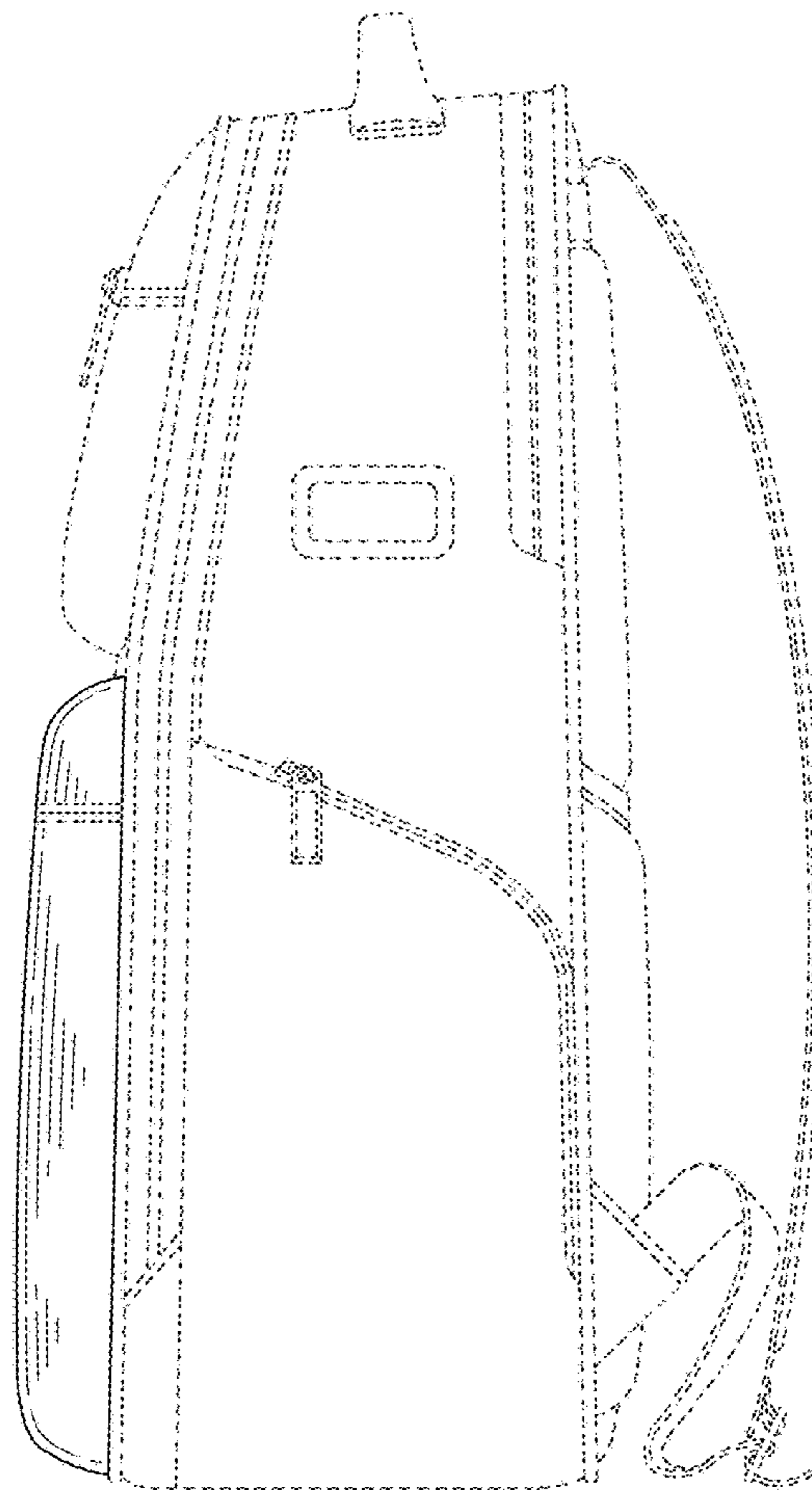


FIG. 5

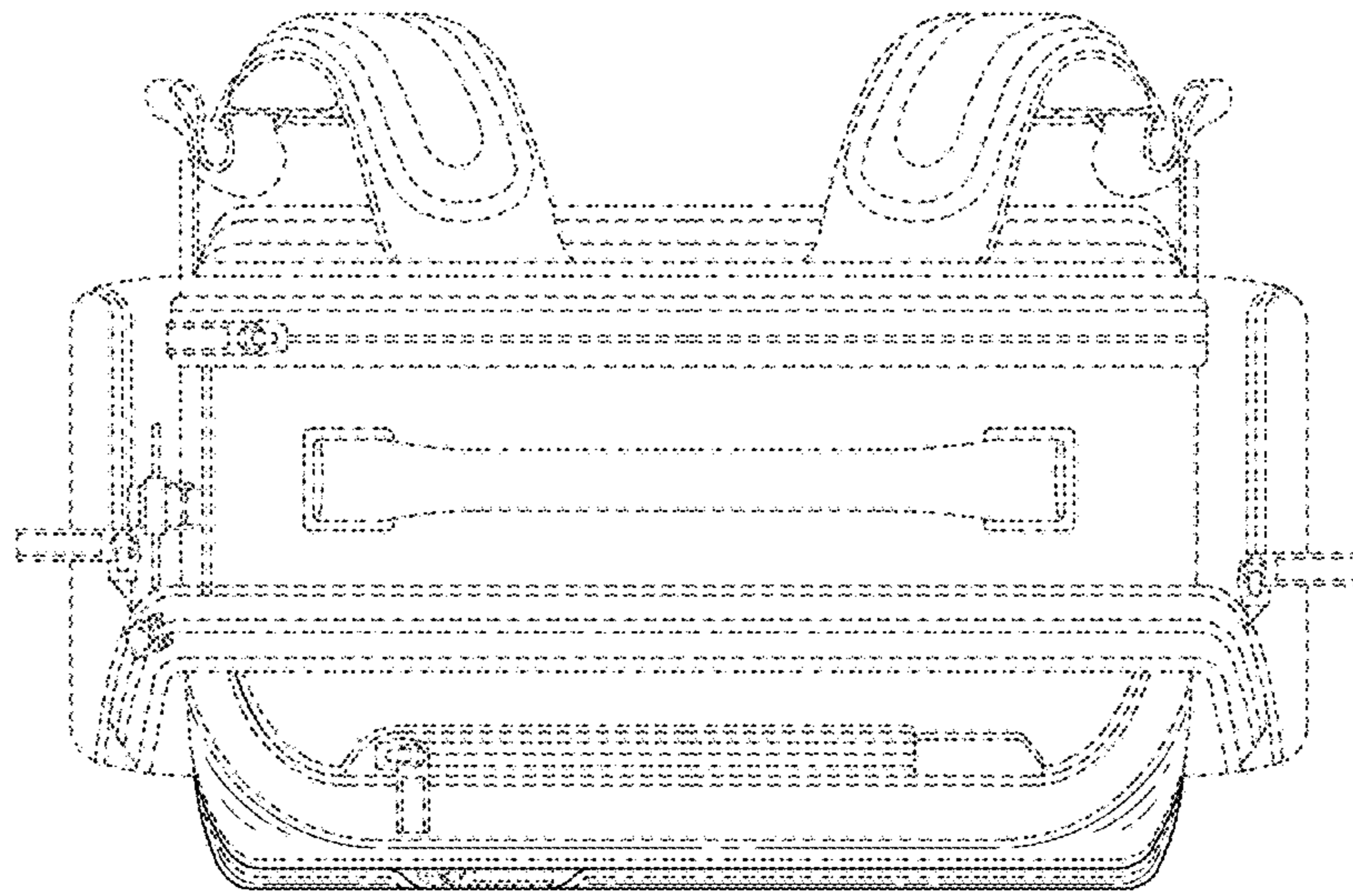


FIG. 6




FIG. 7