



US00D859783S

(12) **United States Design Patent**
Koo

(10) **Patent No.:** **US D859,783 S**

(45) **Date of Patent:** **** Sep. 17, 2019**

(54) **SUPPLEMENTARY FEED FOR PETS**

(71) Applicant: **FORCANS Inc.**, Gyeonggi-do (KR)

(72) Inventor: **Bon Gil Koo**, Gyeonggi-do (KR)

(73) Assignee: **FORCANS INC.**, Gyeonggi-Do (KR)

(**) Term: **15 Years**

(21) Appl. No.: **29/655,557**

(22) Filed: **Jul. 5, 2018**

(30) **Foreign Application Priority Data**

Jun. 7, 2018 (KR) 30-218-0026321

(51) **LOC (12) Cl.** **01-01**

(52) **U.S. Cl.**
USPC **D1/122**

(58) **Field of Classification Search**
USPC D1/100–130, 199; 426/74, 92–94, 104,
426/134, 138, 143, 275, 277, 279,
426/281–284, 292, 295, 391, 439, 496,
426/514, 566, 572, 660; 249/92;
D21/484, 501; 119/710; D7/359;
D25/113, 118, 138; D23/366
CPC A23G 3/50; A23G 3/54; A23J 3/26; A23L
1/0067

See application file for complete search history.

(56) **References Cited**

U.S. PATENT DOCUMENTS

D388,322 S * 12/1997 Hoeting D9/428
D400,601 S * 11/1998 Anello D21/484

6,148,771 A * 11/2000 Costello A01K 15/026
119/709
D588,651 S * 3/2009 Sinisi D21/501
D591,480 S * 5/2009 Hague D1/199
D650,892 S * 12/2011 Wheatley D23/366
D686,676 S * 7/2013 Telford D21/486
8,776,729 B2 * 7/2014 Koo A01K 15/026
119/710
D744,717 S * 12/2015 Peniche D1/199
D749,292 S * 2/2016 Peniche D1/199
D801,622 S * 11/2017 Koo D1/120
D802,058 S * 11/2017 Ishaque D21/501
2004/0121699 A1 * 6/2004 Ladner A63H 33/082
446/85

* cited by examiner

Primary Examiner — Katie Jane Stofko

(74) *Attorney, Agent, or Firm* — Abelman, Frayne & Schwab

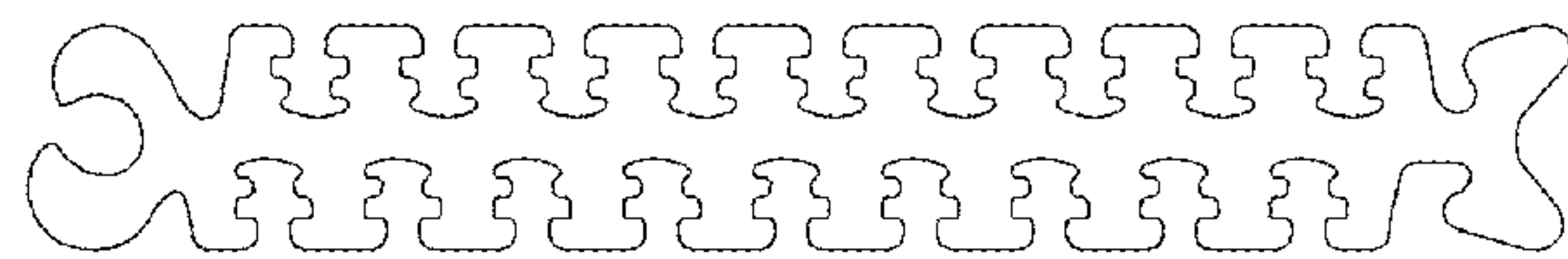
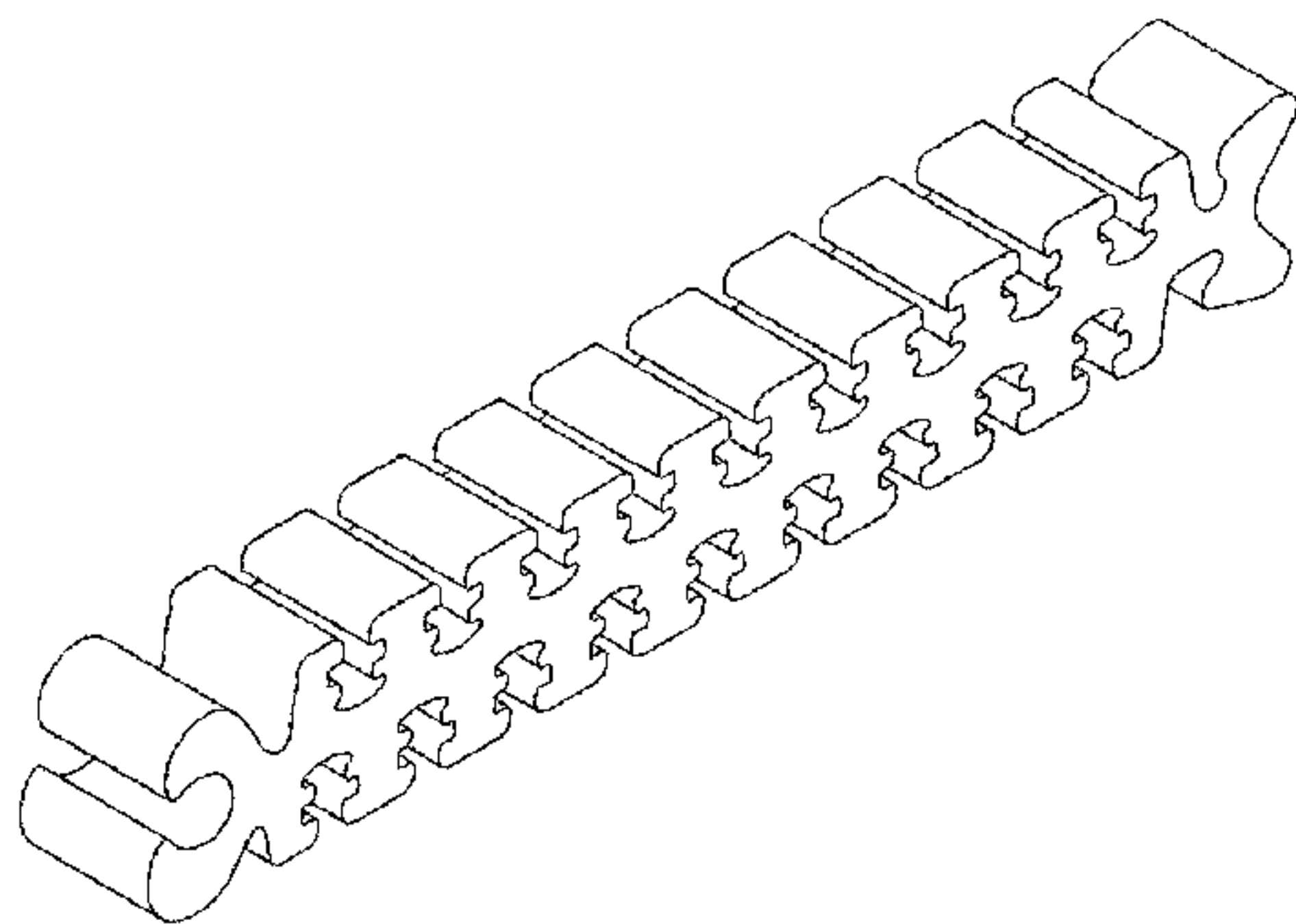
(57) **CLAIM**

The ornamental design for a supplementary feed for pets, as shown and described.

DESCRIPTION

FIG. 1 is a top, front and left side perspective view of a supplementary feed for pets showing the new design; FIG. 2 is a front elevation thereof; FIG. 3 is a rear elevation thereof; FIG. 4 is a left side elevation thereof; FIG. 5 is a right side elevation thereof; FIG. 6 is a top plan thereof; and, FIG. 7 is a bottom plan thereof.

1 Claim, 2 Drawing Sheets



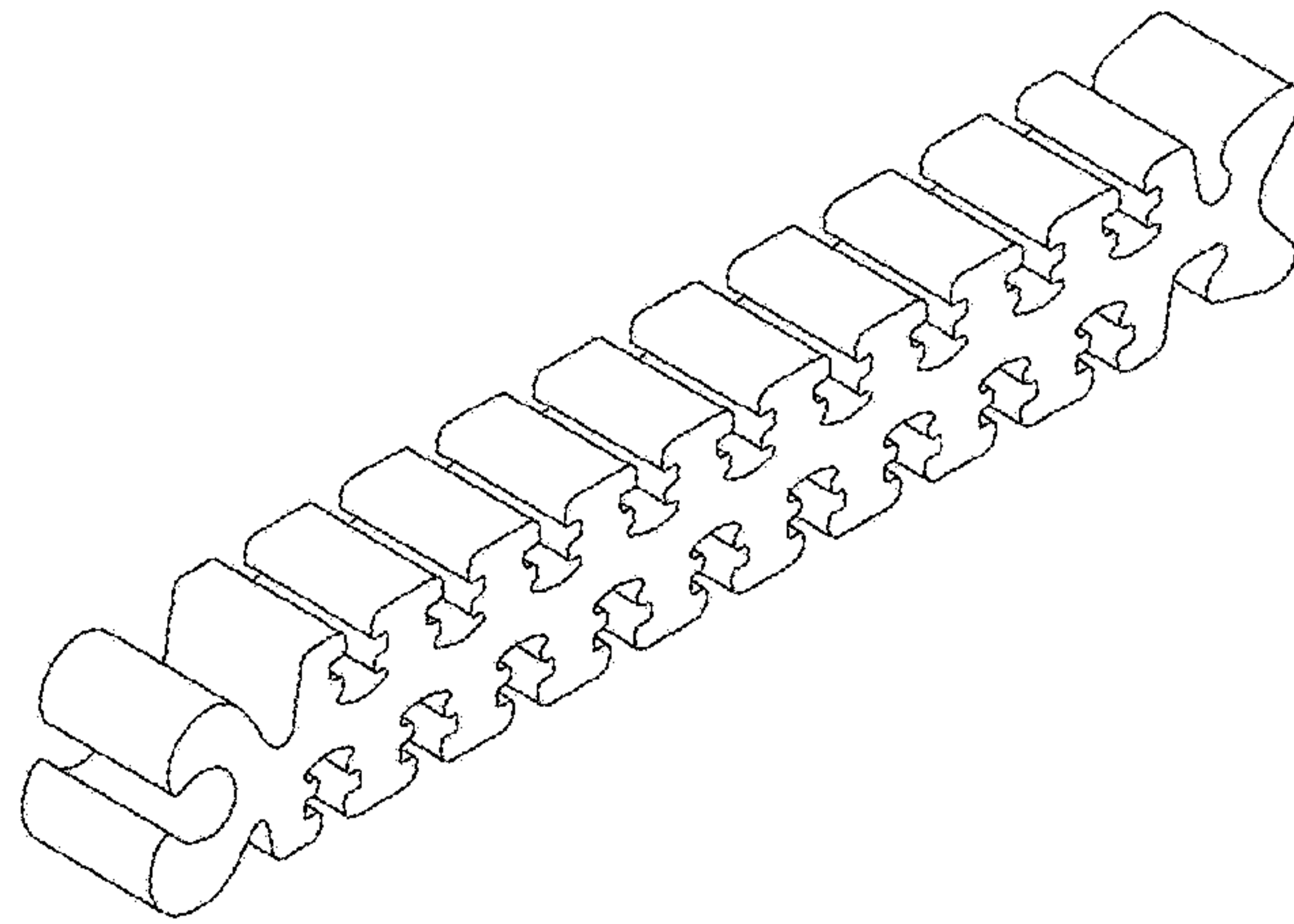


FIG. 1

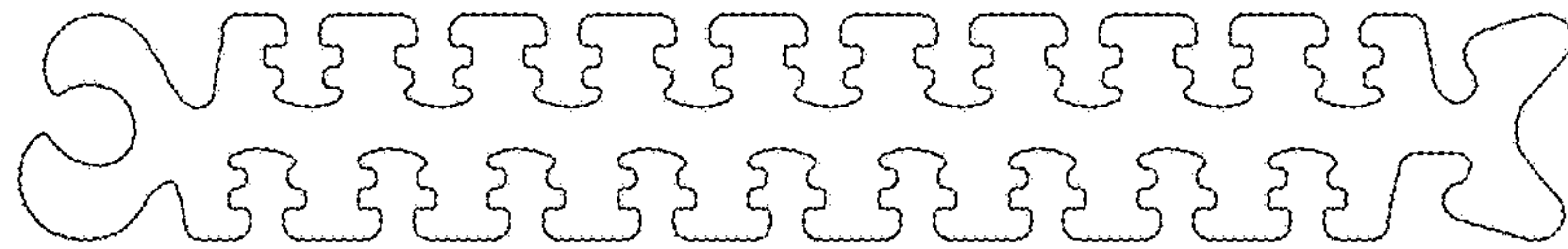


FIG. 2

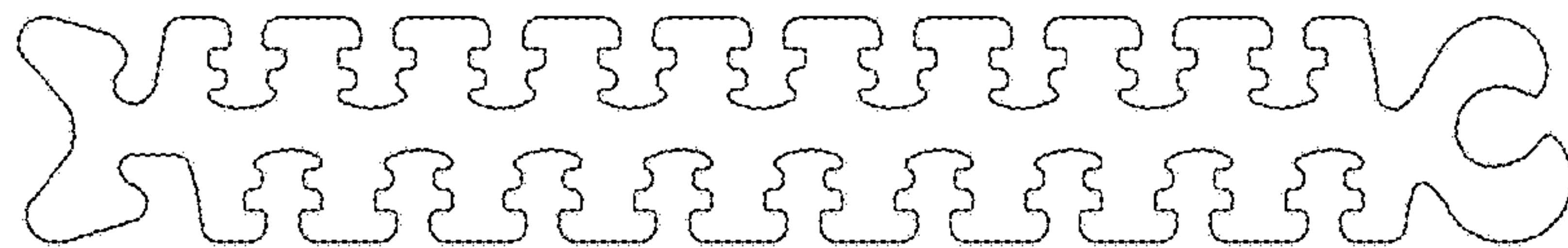


FIG. 3

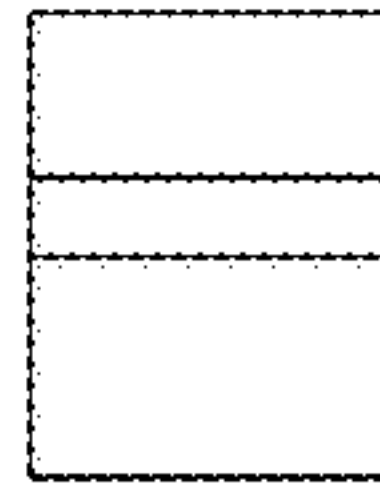


FIG. 4




FIG. 5

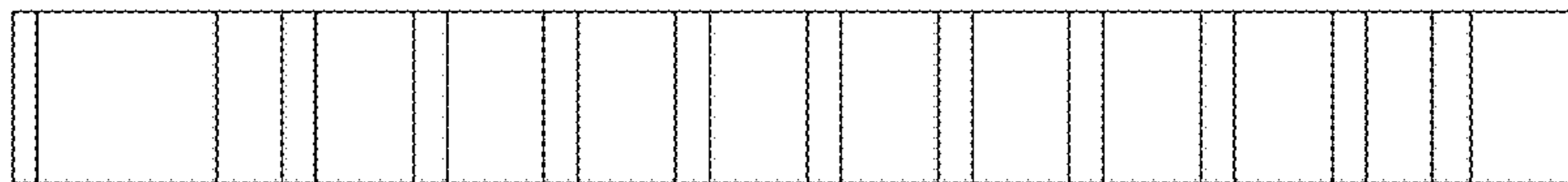


FIG. 6

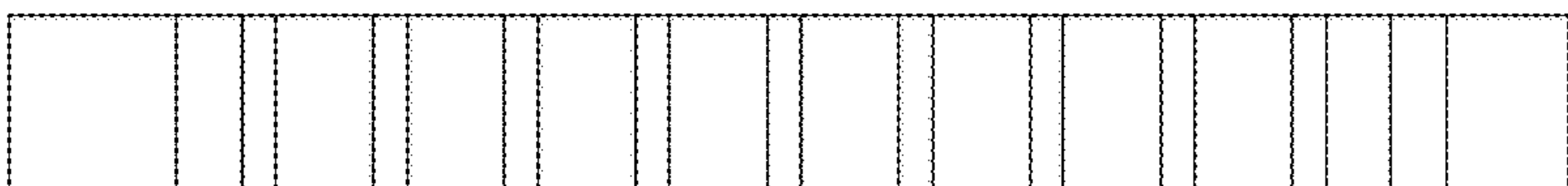


FIG. 7