



US00D859782S

(12) **United States Design Patent** (10) **Patent No.:** **US D859,782 S**  
**Allen et al.** (45) **Date of Patent:** **\*\* Sep. 17, 2019**

(54) **CEREAL FOOD PIECE**  
(71) Applicant: **General Mills, Inc.**, Minneapolis, MN (US)  
(72) Inventors: **Patrick E Allen**, Monticello, MN (US); **Darryl J Ballman**, Wyoming, MN (US); **Benjamin Lee Heitke**, Corcoran, MN (US); **Thomas M Jarl**, Golden Valley, MN (US); **Aimee Mortenson**, Blaine, MN (US); **Steven C Robie**, Plymouth, MN (US)  
(73) Assignee: **General Mills, Inc.**, Minneapolis, MN (US)

D204,928 S \* 5/1966 McComb ..... D1/199  
D304,574 S \* 11/1989 Fay, III ..... D13/100  
D372,351 S \* 8/1996 Margolis ..... D1/102  
5,993,784 A \* 11/1999 Hill ..... A61K 8/25  
424/49  
D437,101 S 2/2001 Debbouz  
D511,236 S 11/2005 Crum et al.  
(Continued)

**FOREIGN PATENT DOCUMENTS**

AU 305666 2/2006  
AU 326457 6/2009  
(Continued)

**OTHER PUBLICATIONS**

General Mills, "Dora the Explorer", [https://www.mrbreakfast.com/cereal\\_detail.asp?id=640](https://www.mrbreakfast.com/cereal_detail.asp?id=640), 2006.

*Primary Examiner* — Katie Jane Stofko  
(74) *Attorney, Agent, or Firm* — Diederiks & Whitelaw, PLC; Gregory P. Kaihoi, Esq.

(\*\*) Term: **15 Years**  
(21) Appl. No.: **29/650,222**  
(22) Filed: **Jun. 5, 2018**  
(51) **LOC (12) Cl.** ..... **01-01**  
(52) **U.S. Cl.**  
USPC ..... **D1/120; D1/125**  
(58) **Field of Classification Search**  
USPC ..... D1/100–130, 199; 426/5, 76, 87, 92, 94, 426/95, 99, 101, 103, 104, 108, 134, 426/138–139, 143, 144, 279, 282, 283, 426/391, 514, 549, 559, 560, 660, 808; D9/439; 521/50; 251/364; 220/574; D8/8, 38, 40, 83; D21/487; D24/130; D23/266; D15/139  
CPC ..... A23G 3/50; A23G 3/54; A23J 3/26; A23L 1/0067  
See application file for complete search history.

(57) **CLAIM**

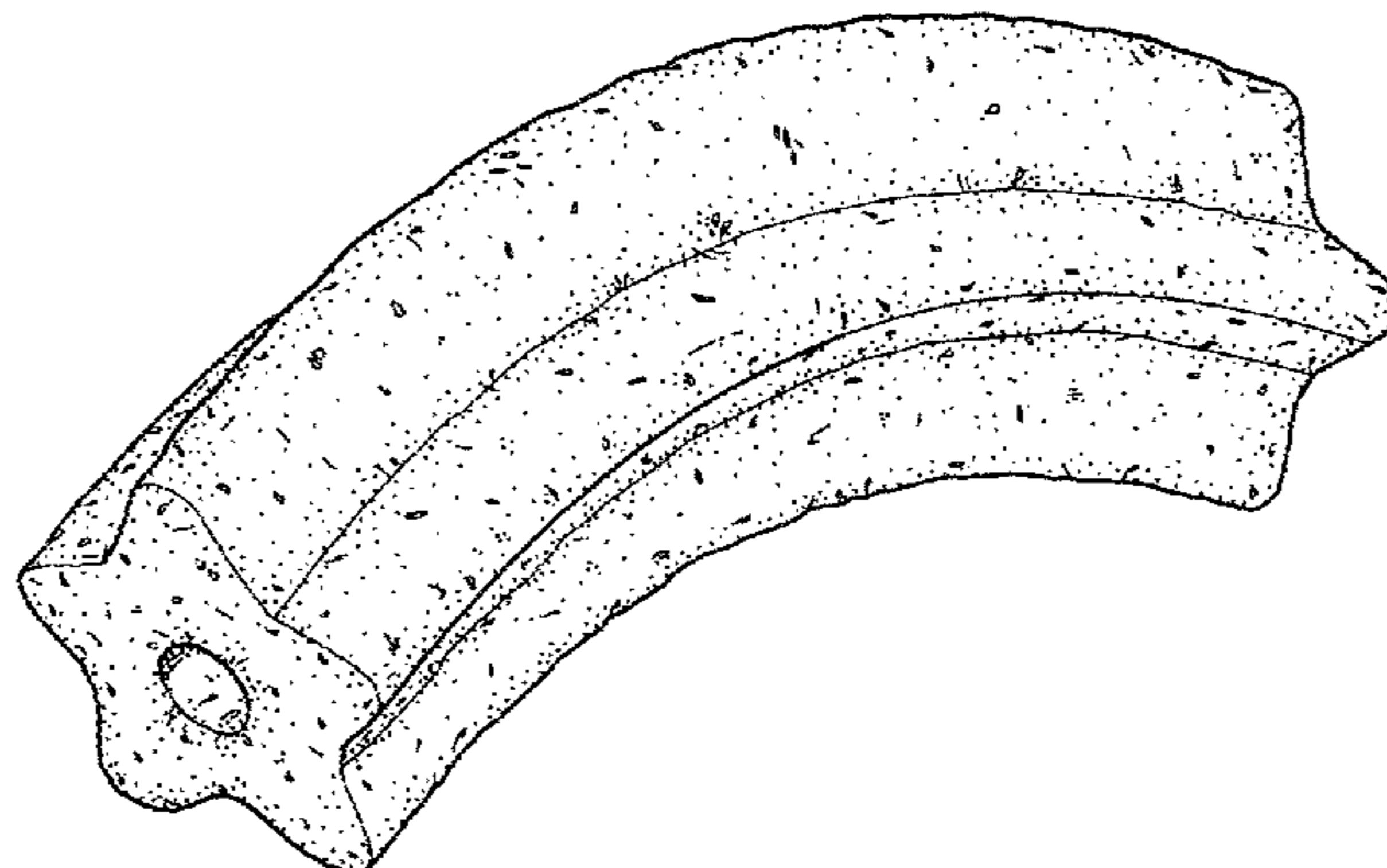
The ornamental design for a cereal food piece, as shown and described.

**DESCRIPTION**

FIG. 1 is a left, front, top perspective view of a cereal food piece according to our design shown in an environment of use;  
FIG. 2 is a left, front, top perspective view thereof;  
FIG. 3 is a left elevation view thereof;  
FIG. 4 is a right elevation view thereof;  
FIG. 5 is a front elevation view thereof;  
FIG. 6 is a rear elevation view thereof;  
FIG. 7 is a top plan view thereof; and,  
FIG. 8 is a bottom plan view thereof.  
The broken lines in FIG. 1 illustrate the environment of the claimed design and form no part thereof.

**1 Claim, 5 Drawing Sheets**

(56) **References Cited**  
U.S. PATENT DOCUMENTS  
D34,677 S \* 6/1901 Rockwell ..... D13/100  
2,053,238 A \* 9/1936 Dulany ..... B65D 85/34  
426/104  
D134,414 S \* 11/1942 Orme ..... D1/120



(56)

**References Cited**

U.S. PATENT DOCUMENTS

D516,276 S 3/2006 Unlu et al.  
D517,774 S 3/2006 Jia et al.  
D586,534 S 2/2009 Oelsner et al.  
D591,926 S 5/2009 Jia et al.  
D603,135 S 11/2009 Unlu et al.  
D666,786 S \* 9/2012 Bostick ..... D1/106  
D683,517 S 6/2013 Tansey et al.  
D725,867 S \* 4/2015 Mathew ..... D1/115  
D804,742 S \* 12/2017 Park ..... D30/160  
D822,318 S \* 7/2018 Coppola ..... D1/125  
D822,321 S \* 7/2018 McGrath ..... D1/125  
D838,930 S 1/2019 Kamper et al.  
D843,682 S 3/2019 Kamper et al.  
2017/0042192 A1 \* 2/2017 She ..... A23K 40/25

FOREIGN PATENT DOCUMENTS

CA 171285 7/2017  
CA 171286 7/2017  
CL 2008/002869 7/2009  
CL 2009/002162 4/2010  
CL 2011/002424 3/2012  
EM 309604-0010 3/2005  
EM 373352-0002 7/2005

\* cited by examiner




FIG. 1

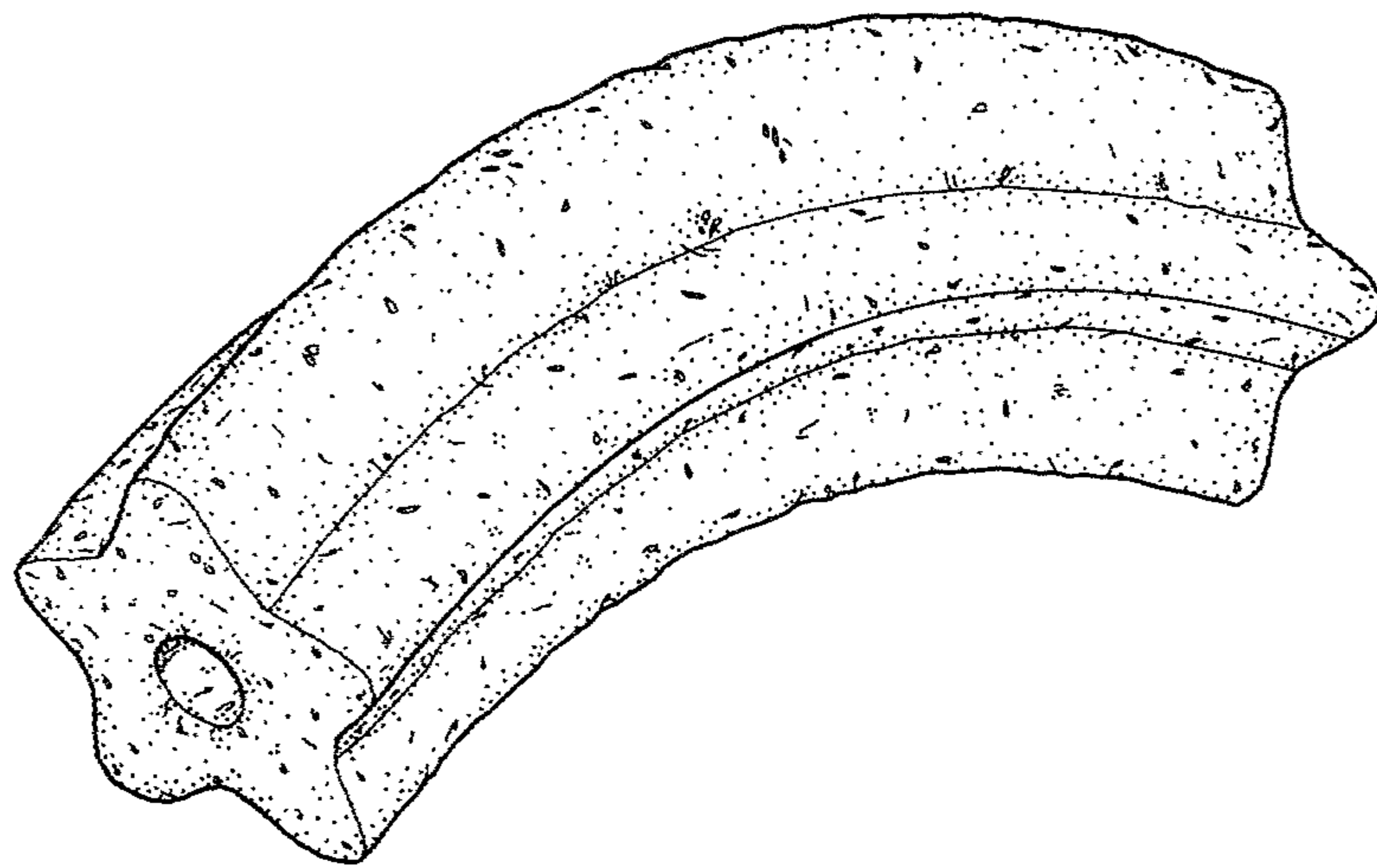
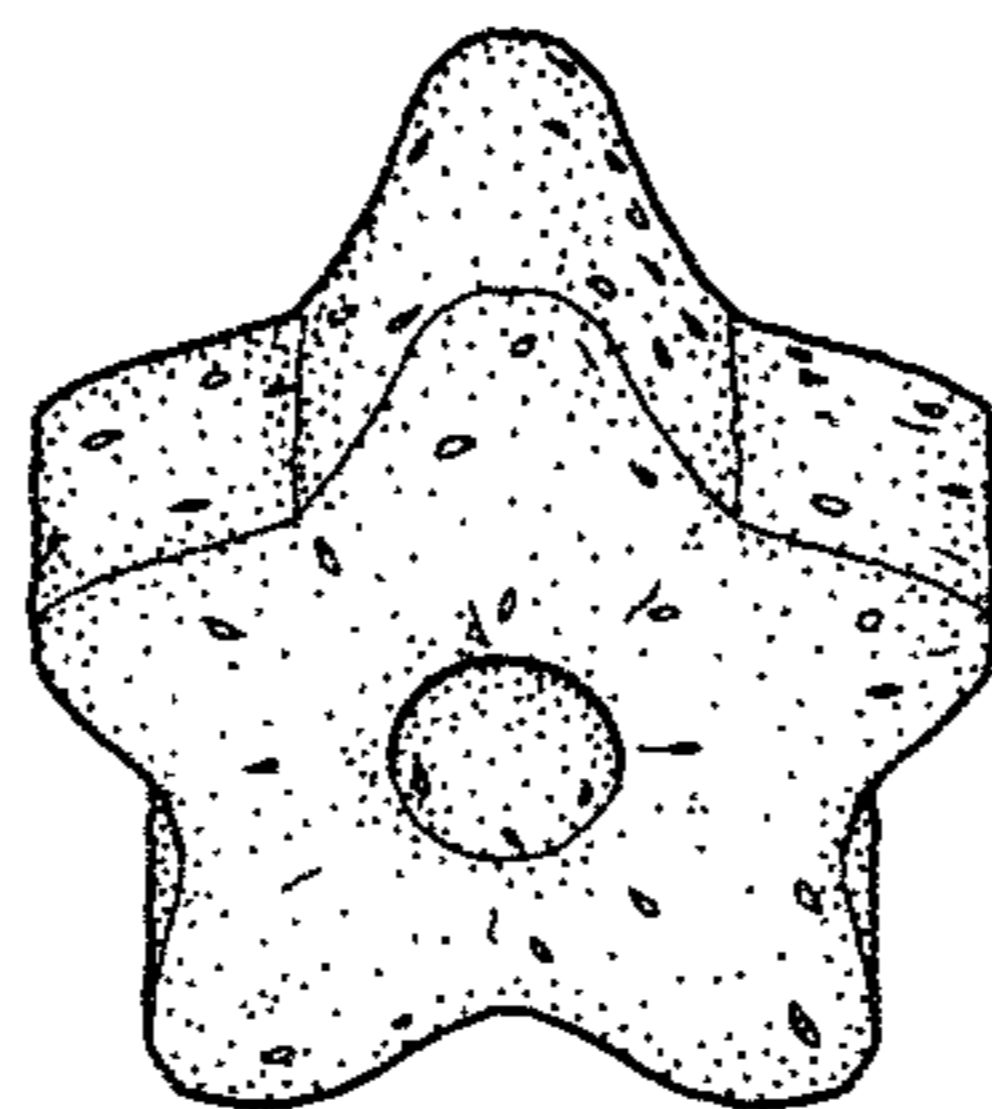
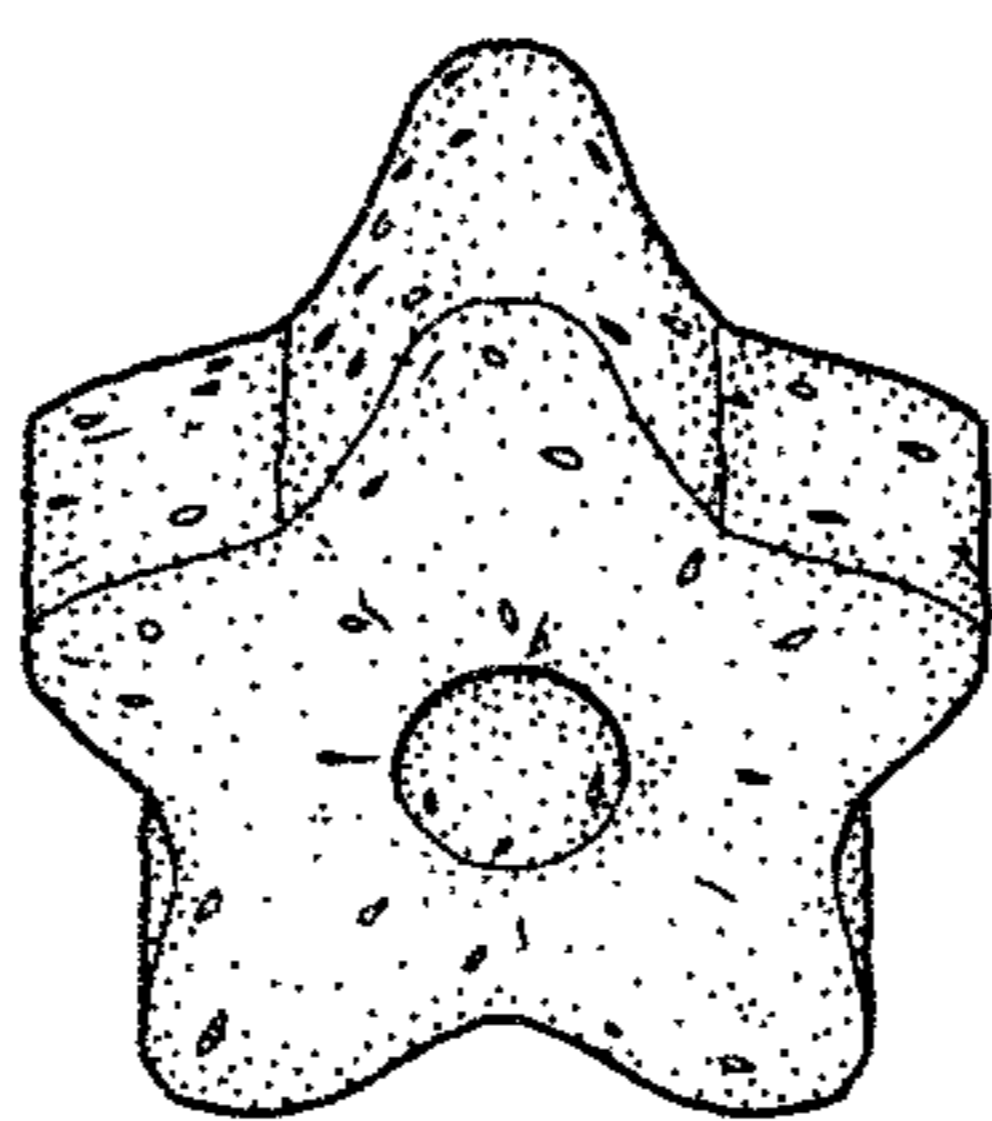


FIG. 2



**FIG. 3**



**FIG. 4**

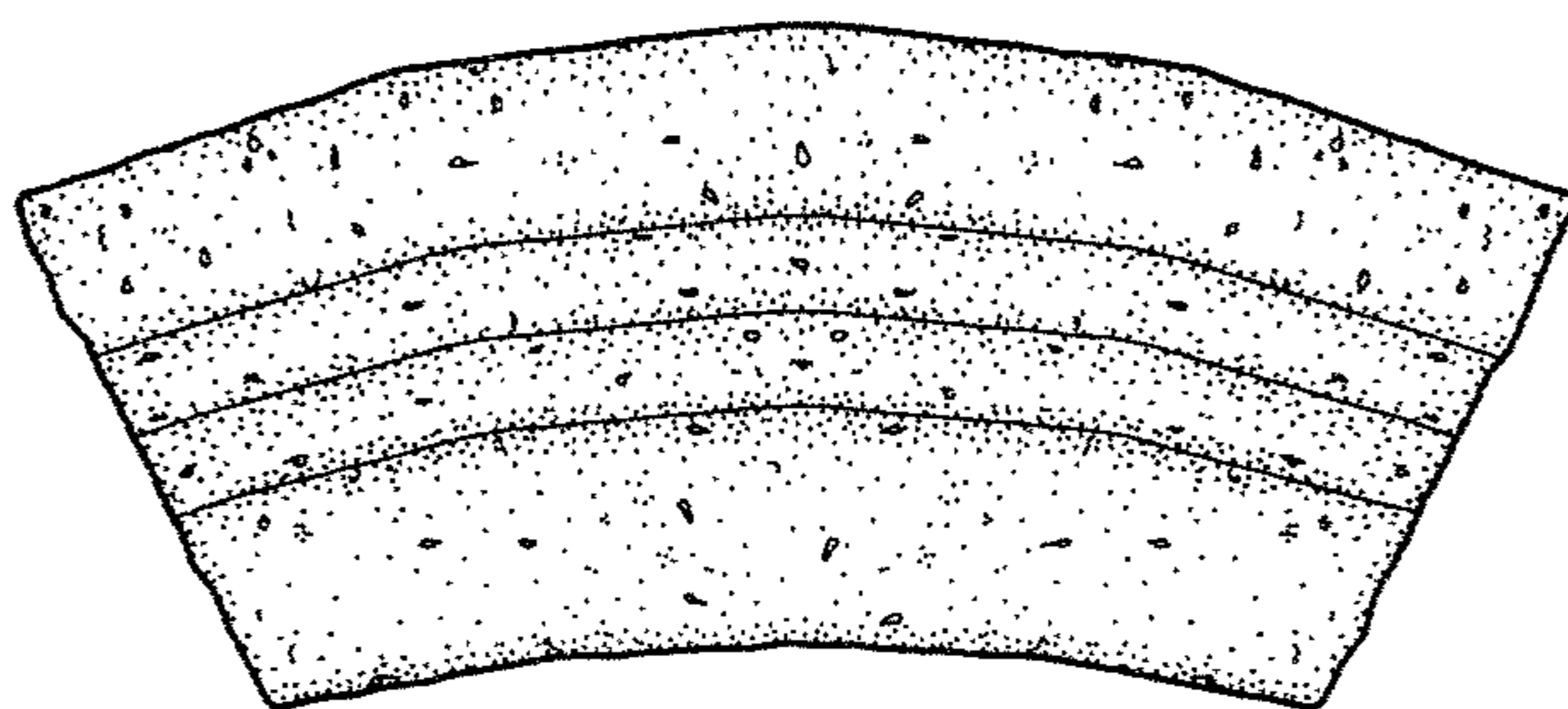


FIG. 5

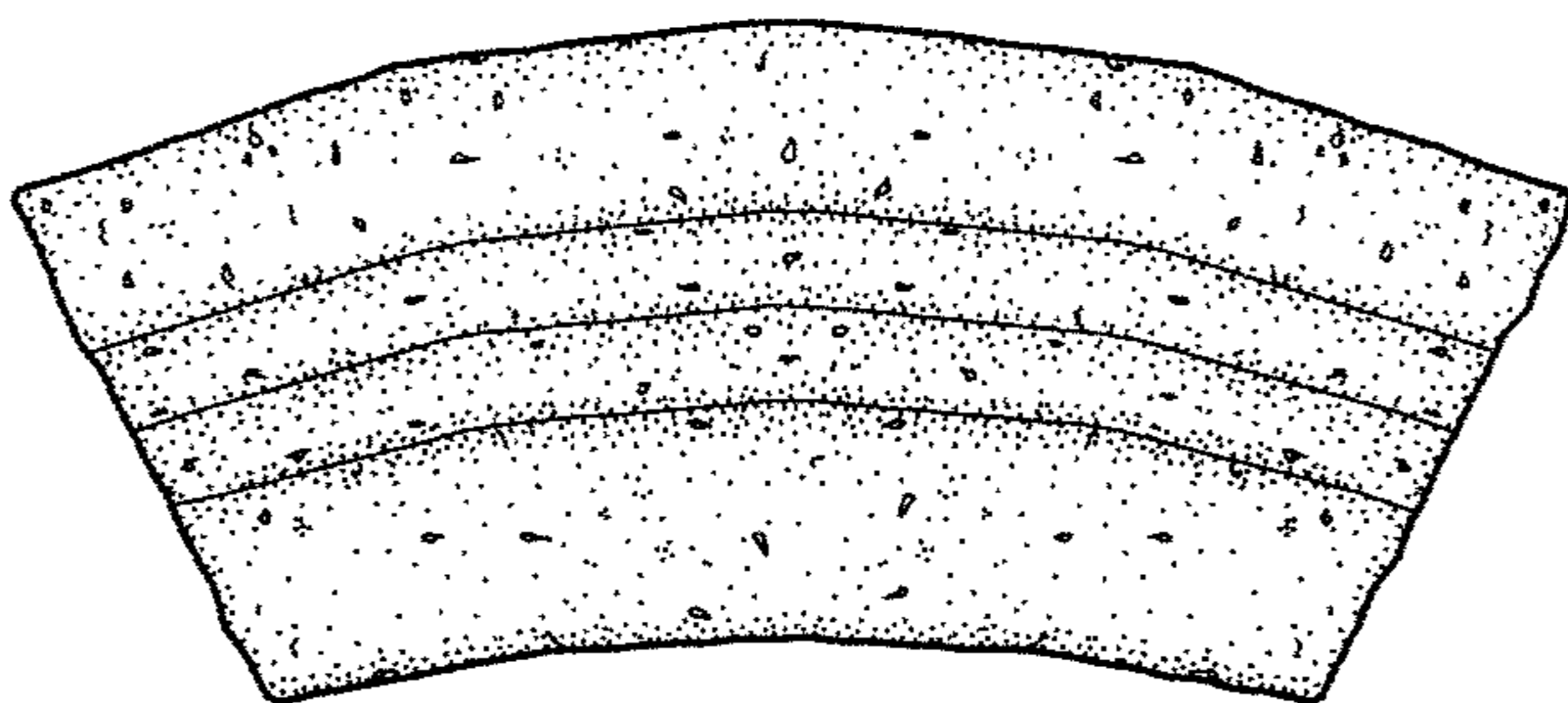


FIG. 6

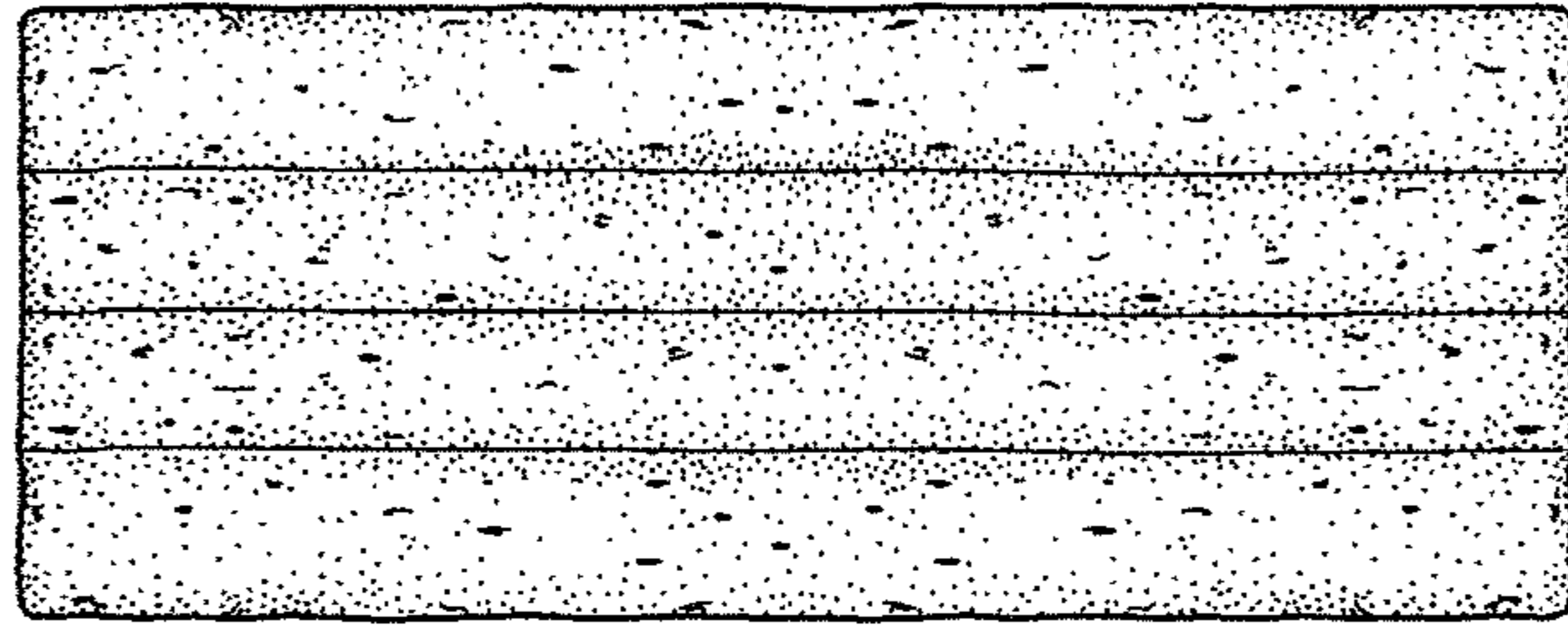


FIG. 7

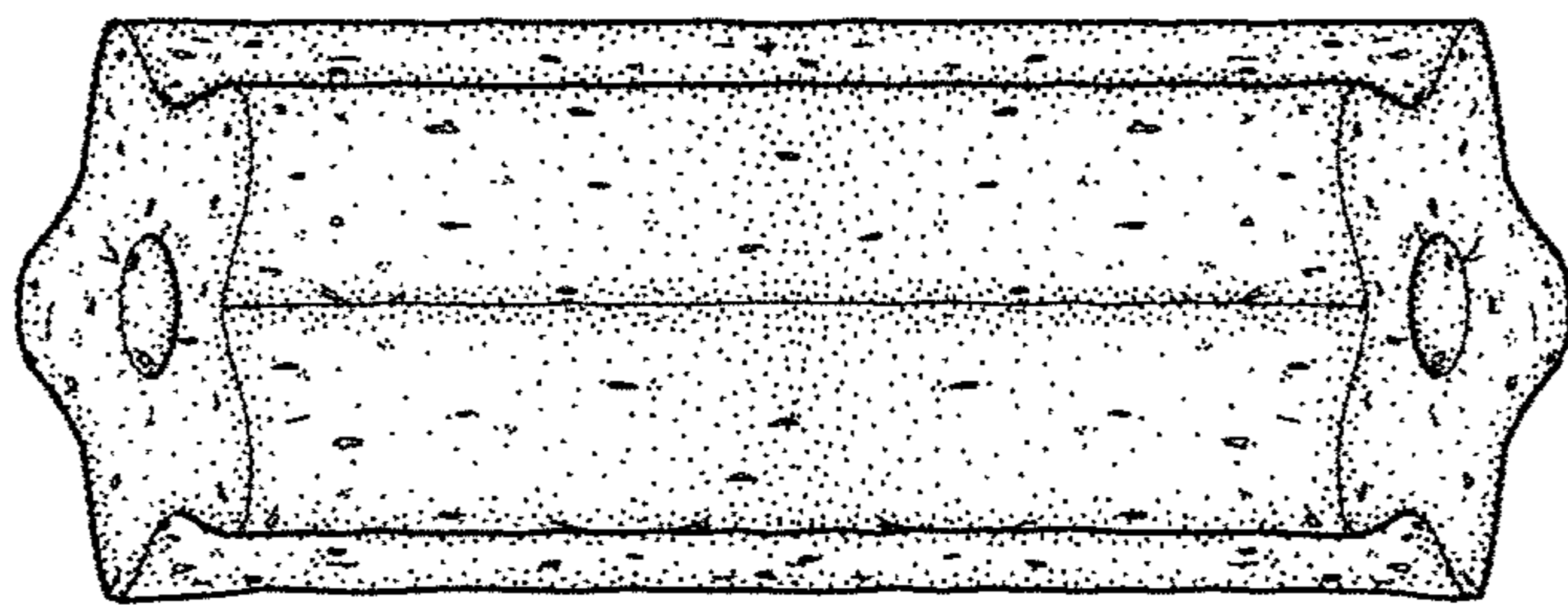


FIG. 8