



US00D859778S

(12) **United States Design Patent** (10) **Patent No.:** **US D859,778 S**
Pieratt et al. (45) **Date of Patent:** **** Sep. 10, 2019**

(54) **KIOSK**

(56) **References Cited**

(71) Applicant: **Capital One Services, LLC**, McLean, VA (US)

U.S. PATENT DOCUMENTS

(72) Inventors: **Rawley W. Pieratt**, Richmond, VA (US); **Shonali D. Jackson**, McLean, VA (US); **Matthew R. Rowan**, McLean, VA (US); **Vittorio Dini**, Florence (IT)

D388,229 S *	12/1997	Couch	D18/4.6
D456,587 S *	4/2002	Kit	D99/28
D492,080 S *	6/2004	Magee	D99/28
D505,240 S *	5/2005	Swaine	D99/28
7,028,888 B2 *	4/2006	Laskowski	G06Q 20/1085 235/379
7,533,802 B1 *	5/2009	McGinley	G07F 19/20 235/376
D596,374 S *	7/2009	Kang	D99/28
D597,275 S *	7/2009	Lee	D99/28
D615,274 S *	5/2010	Kim	D99/28
D625,305 S *	10/2010	Bleck	D14/307
D625,485 S *	10/2010	Lee	D99/28
D674,985 S *	1/2013	Lee	D14/900
D682,504 S *	5/2013	Lee	D14/900

(73) Assignee: **Capital One Services, LLC**, McLean, VA (US)

(**) Term: **15 Years**

(21) Appl. No.: **29/610,943**

(22) Filed: **Jul. 17, 2017**

(51) **LOC (12) Cl.** **20-01**

(52) **U.S. Cl.**
USPC **D99/28**

(58) **Field of Classification Search**
USPC D99/28, 34, 35, 36, 43, 99;
D14/300-302, 305, 307, 900-902;
D18/3.1-3.3, 4.1-4.6, 12.1-12.3;
D21/324, 325, 329, 369, 370; 101/66;
109/1 R, 1 V, 2, 23, 24.1, 25, 58, 58.5,
109/66; 446/8-13; 705/16, 17, 18, 42,
705/43

CPC .. G06Q 20/10; G06Q 20/108; G06Q 20/1085;
G06Q 20/18; G07D 1/00; G07D 1/02;
G07D 1/04; G07D 1/06; G07D 11/00;
G07D 9/002; G07D 9/04; G07F 19/20;
G07F 19/201; G07F 19/202; G07F
19/203; G07F 19/204; G07F 19/205;
G07F 19/21; G07F 7/04; G07F 5/00;
G07F 1/00; E05G 7/001; E05G 7/006;
A63H 33/00; A63H 33/005

See application file for complete search history.

(Continued)

Primary Examiner — Elizabeth J Oswecki

(74) *Attorney, Agent, or Firm* — Finnegan, Henderson, Farabow, Garrett & Dunner, LLP

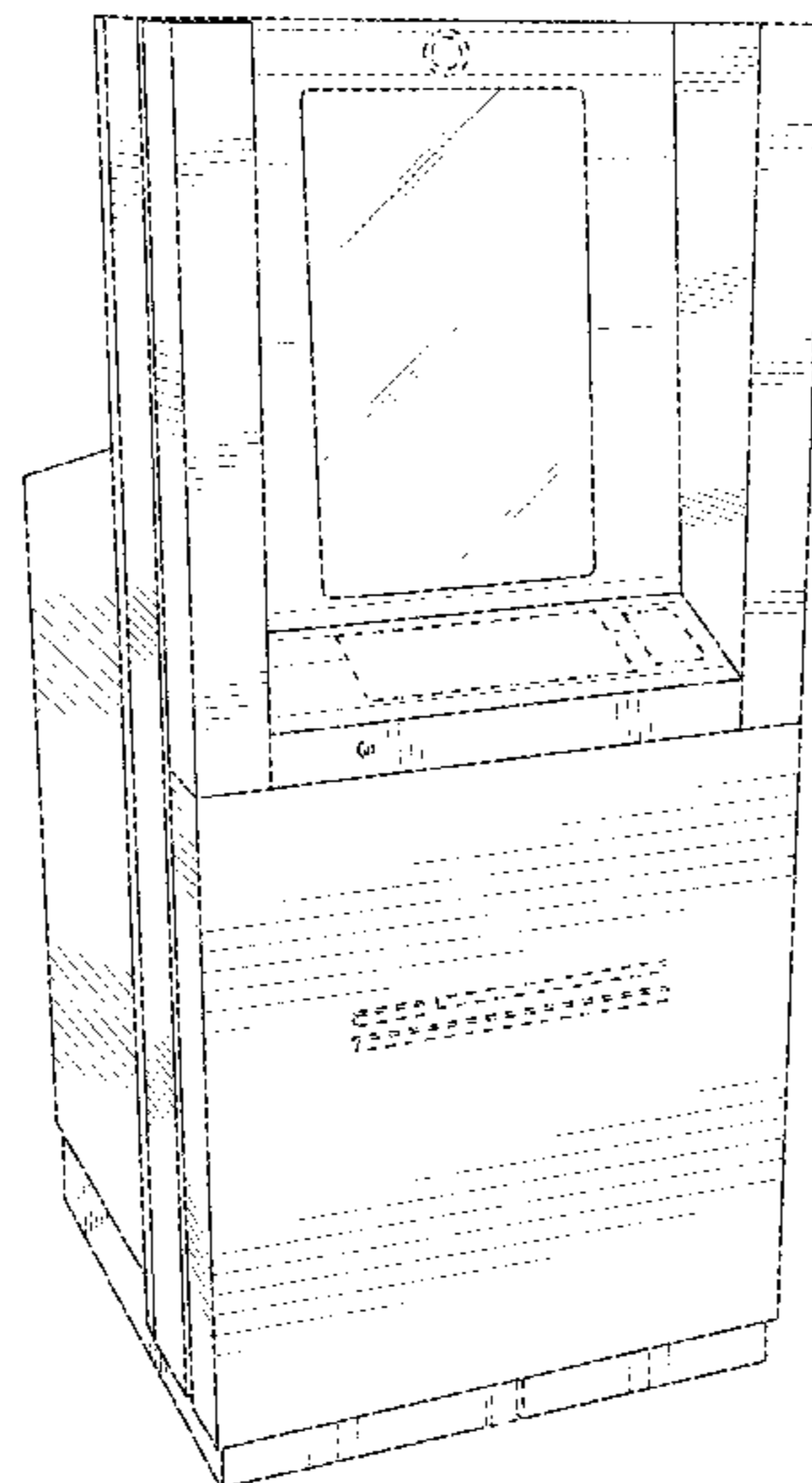
(57) **CLAIM**

The ornamental design for a kiosk, as shown and described.

DESCRIPTION

FIG. 1 is a front left perspective view of a kiosk showing our new design;
FIG. 2 is a front right top perspective view thereof;
FIG. 3 is a rear left top perspective view thereof;
FIG. 4 is a front elevation view thereof;
FIG. 5 is a rear elevation view thereof;
FIG. 6 is a right side elevation view thereof;
FIG. 7 is a left side elevation view thereof;
FIG. 8 is a top plan view thereof; and,
FIG. 9 is a bottom plan view thereof.
The broken lines shown in the drawings represent portions of the kiosk that form no part of the claimed design.

1 Claim, 9 Drawing Sheets



(56)

References Cited

U.S. PATENT DOCUMENTS

D693,983	S	*	11/2013	Budde	D99/28
D702,913	S	*	4/2014	Budde	D99/28
D722,740	S	*	2/2015	Budde	D99/28
D769,570	S	*	10/2016	Kraft	D99/28
D779,148	S	*	2/2017	Lee	D99/28
D825,883	S	*	8/2018	Oh	D99/28
2004/0262379	A1	*	12/2004	Gomes	G06Q 30/06 235/379
2005/0029340	A1	*	2/2005	Ferraro	G07F 7/00 235/379
2006/0073883	A1	*	4/2006	Franks, Jr.	G06Q 30/02 463/25
2008/0296365	A1	*	12/2008	Schliebe	G01G 19/52 235/379
2010/0161489	A1	*	6/2010	Goodall	G06Q 20/042 705/45

* cited by examiner

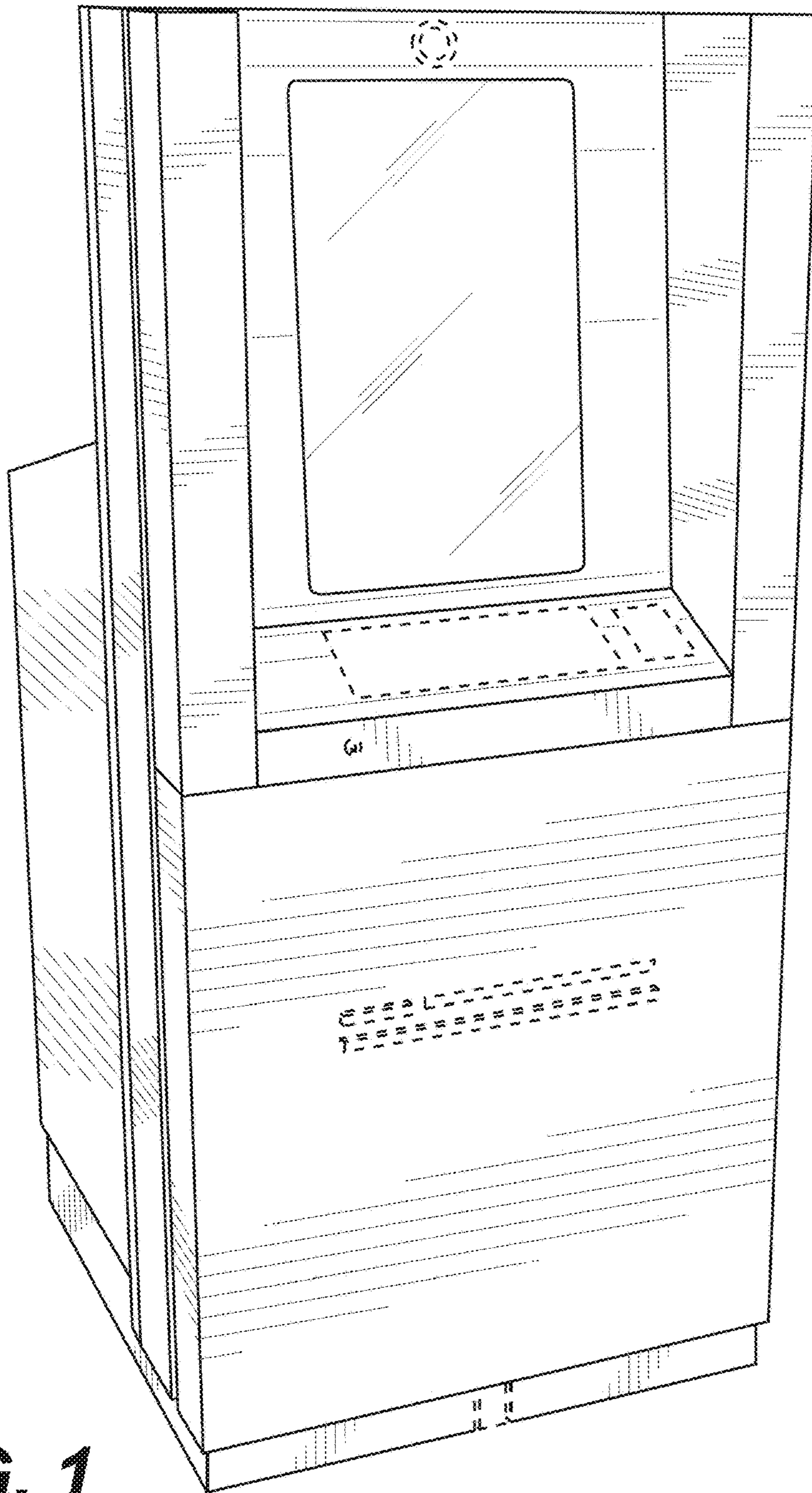


FIG. 1




FIG. 2

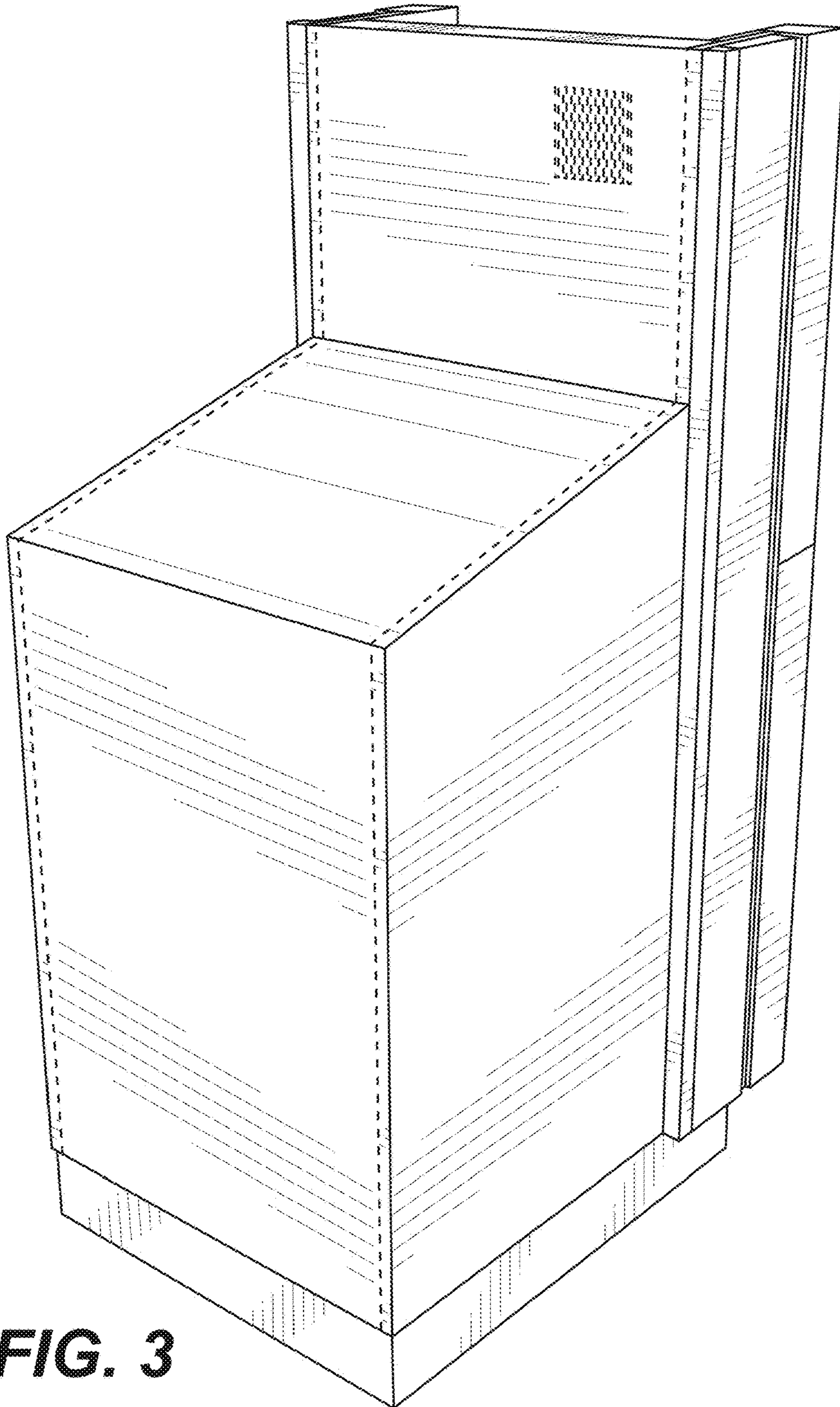


FIG. 3

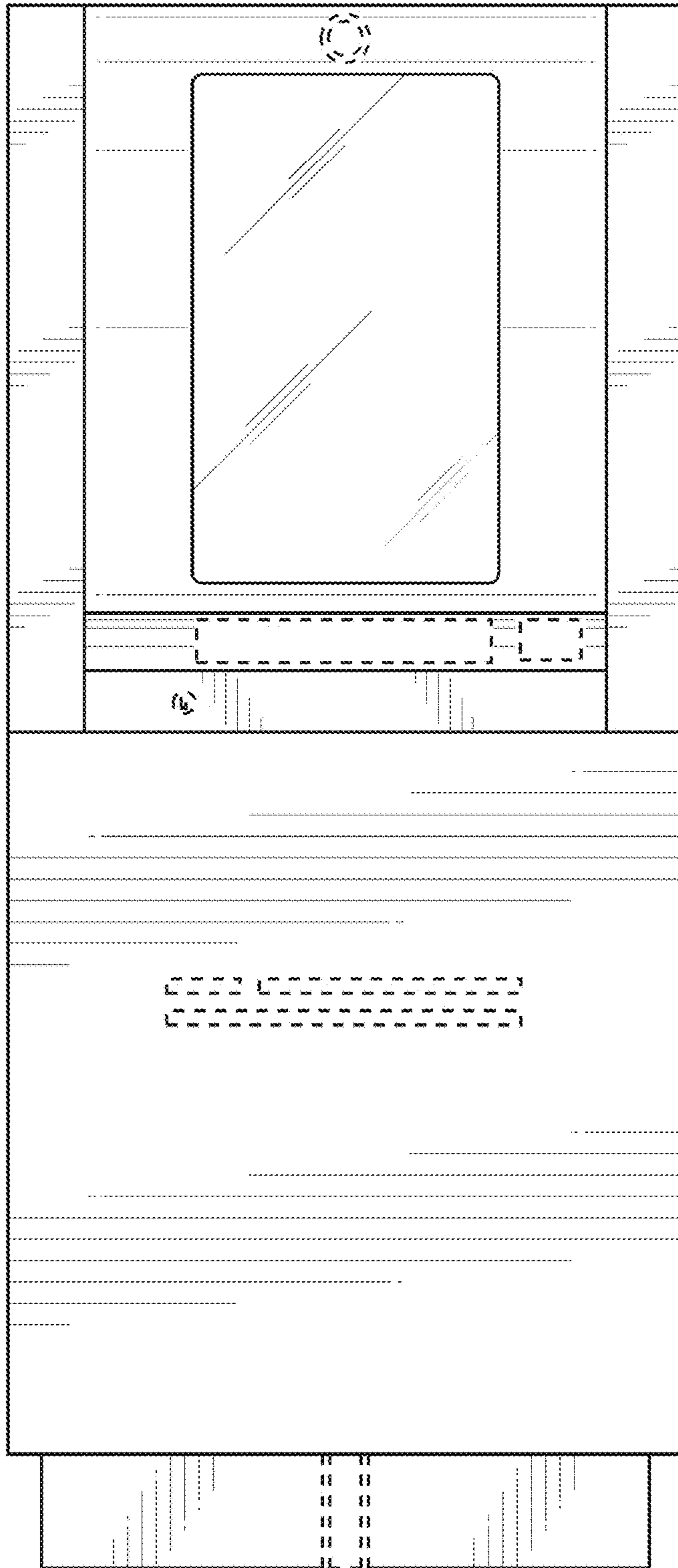


FIG. 4




FIG. 5

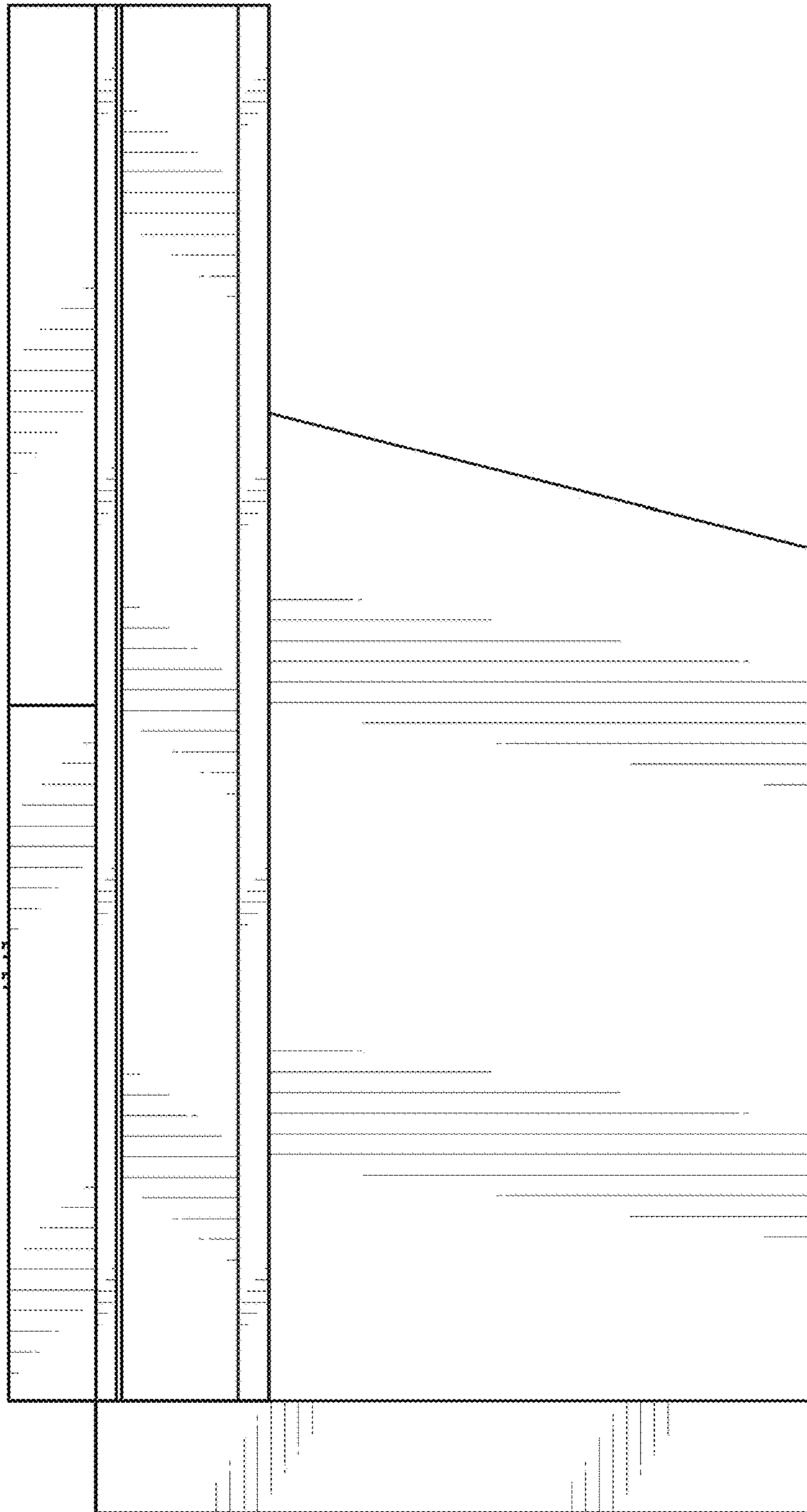


FIG. 6

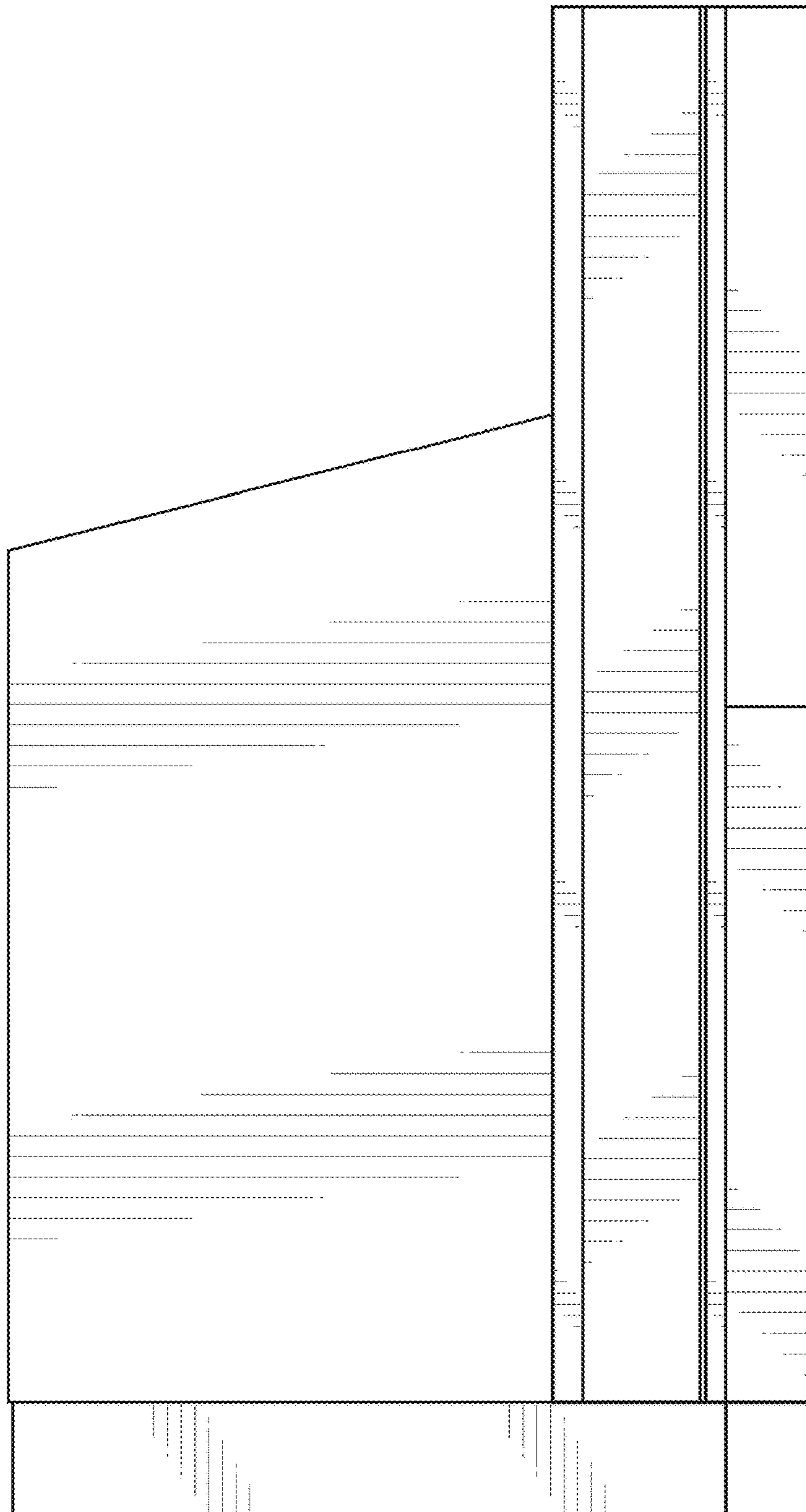


FIG. 7

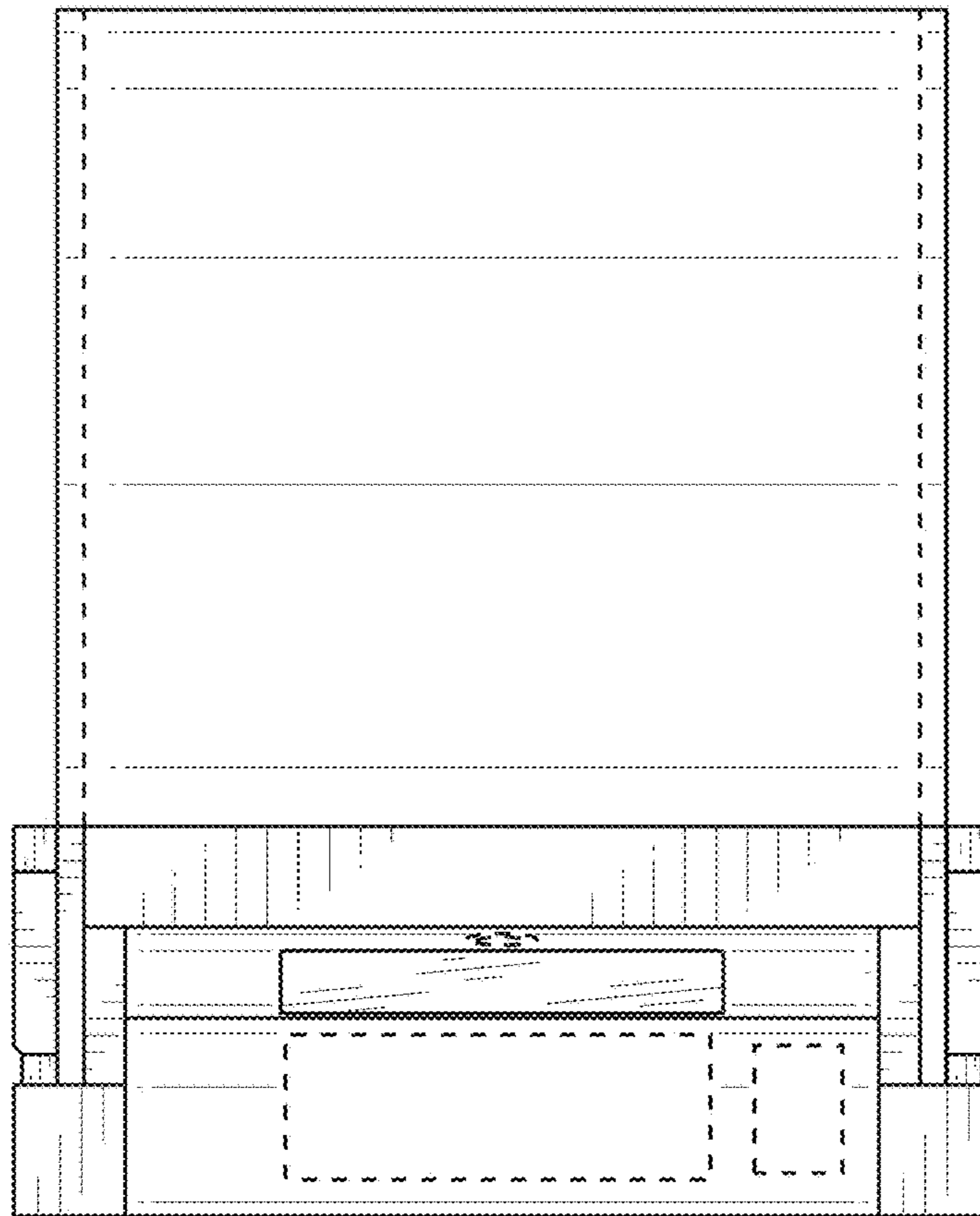


FIG. 8

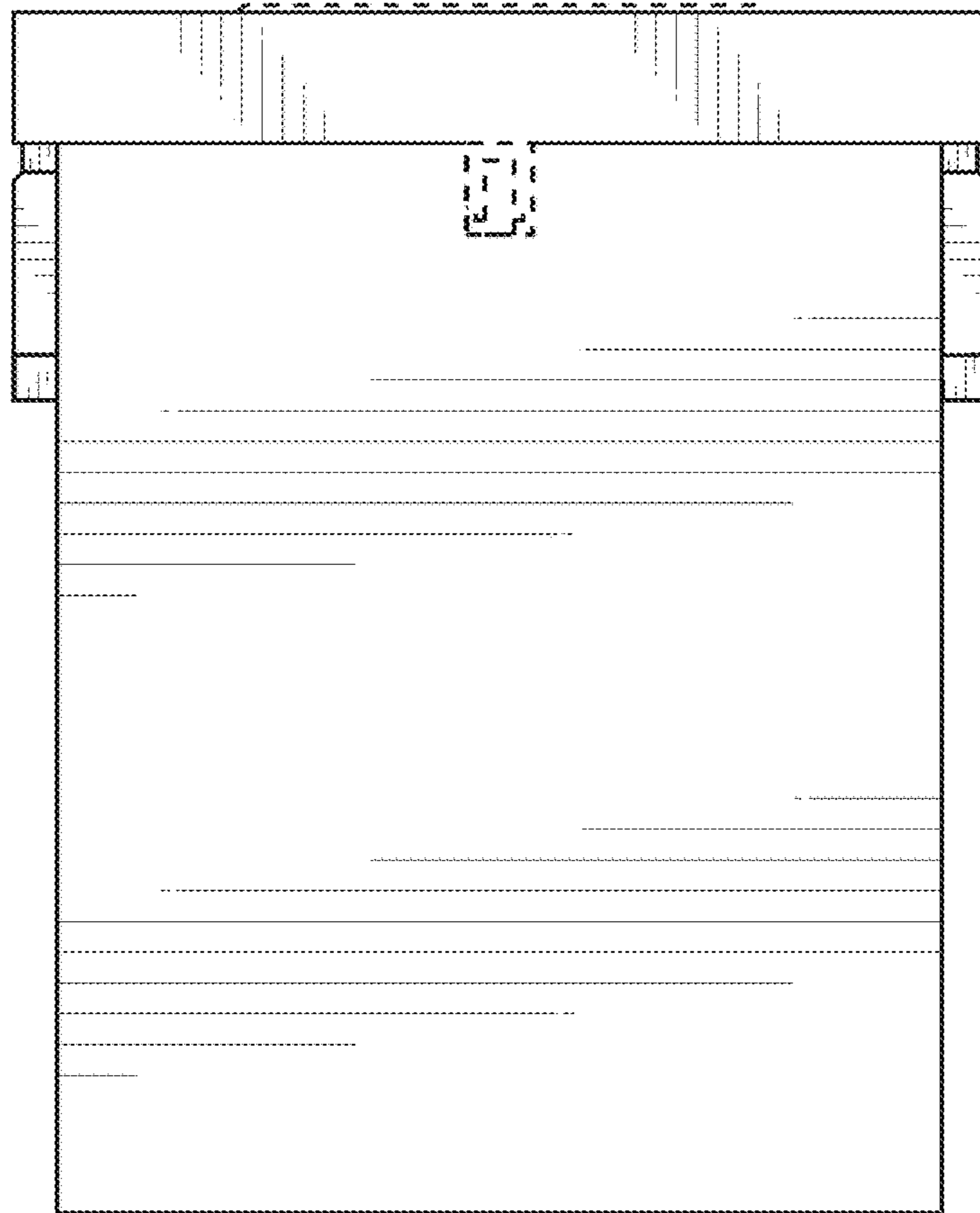


FIG. 9