



US00D859777S

(12) **United States Design Patent** (10) **Patent No.:** **US D859,777 S**  
**Davis** (45) **Date of Patent:** **\*\* Sep. 10, 2019**

(54) **CASKET LID**

- (71) Applicant: **Vandor Corporation**, Richmond, IN (US)
- (72) Inventor: **Justin F. Davis**, Richmond, IN (US)
- (73) Assignee: **Vandor Corporation**, Richmond, IN (US)
- (\*\*) Term: **15 Years**
- (21) Appl. No.: **29/628,491**
- (22) Filed: **Dec. 5, 2017**
- (51) **LOC (12) Cl.** ..... **03-01**
- (52) **U.S. Cl.**  
USPC ..... **D99/8**
- (58) **Field of Classification Search**  
USPC ..... D99/1, 2, 3, 4, 5, 6, 7, 8, 9, 10, 11, 12, D99/13, 14, 15, 16, 17, 18, 19, 20, 21, D99/22, 23, 24, 28, 43, 99; D21/483, D21/576, 585, 586, 587, 594; D3/266  
CPC ..... A61G 19/00; A61G 21/00; A61G 17/00; A61G 17/001; A61G 17/002; A61G 17/004; A61G 17/007; A61G 17/04; A61G 17/02; A61G 99/00; A62B 33/00  
See application file for complete search history.

(56) **References Cited**

U.S. PATENT DOCUMENTS

- 197,968 A \* 12/1877 Drake ..... A61G 17/04 27/10
- D156,930 S \* 1/1950 Abbott ..... D99/20
- 2,974,390 A \* 3/1961 Nelson ..... A61G 17/00 27/16

(Continued)

FOREIGN PATENT DOCUMENTS

- GB 2406589 A \* 4/2005 ..... E04H 13/003
- JP 2002209959 A \* 7/2002

OTHER PUBLICATIONS

Vision Casket Product Catalog 2019, p. 14, posted 2019 [online], retrieved Apr. 8, 2019, retrieved from internet, <http://visionfuneralproducts.com/Vision\_Distributor\_Catalog.pdf>.\*  
(Continued)

*Primary Examiner* — Barbara Fox  
*Assistant Examiner* — Messina L Smith  
(74) *Attorney, Agent, or Firm* — Maginot, Moore & Beck LLP

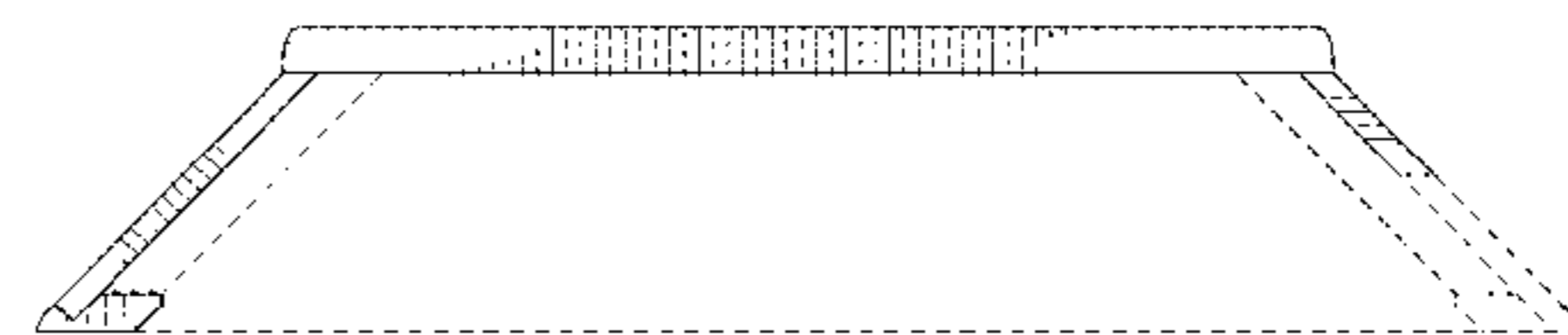
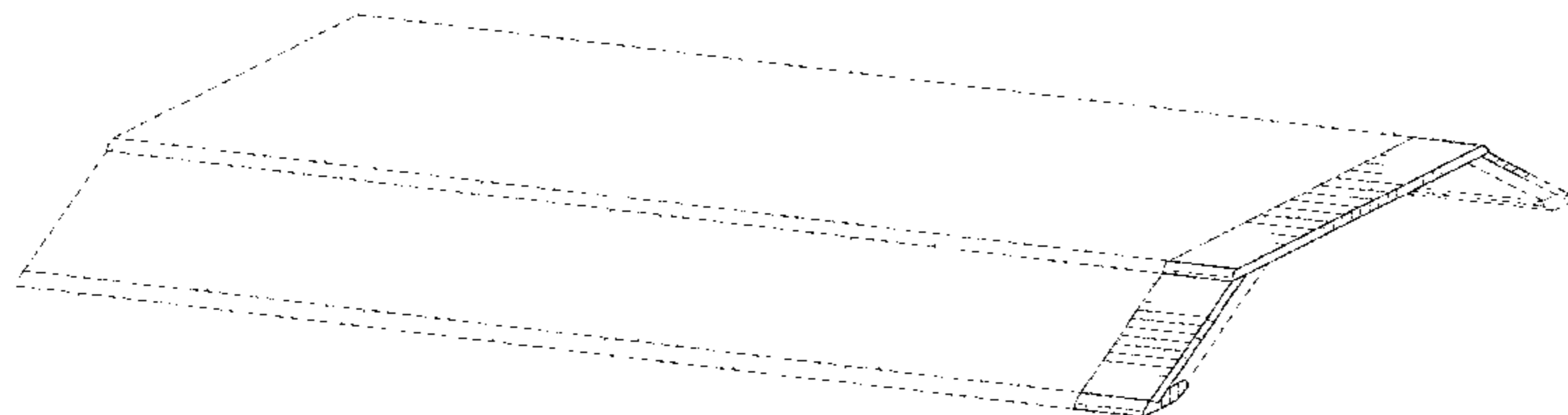
(57) **CLAIM**

The ornamental design for a casket lid, as shown and described.

**DESCRIPTION**

FIG. 1 is a perspective view of a casket lid showing my new design;  
FIG. 2 is a top plan view of the casket lid of FIG. 1;  
FIG. 3 is a bottom plan view of the casket lid of FIG. 1;  
FIG. 4 is a left side elevational view of the casket lid of FIG. 1;  
FIG. 5 is a right side elevational view of the casket lid of FIG. 1;  
FIG. 6 is a rear elevational view of the casket lid of FIG. 1;  
FIG. 7 is a front elevational view of the casket lid of FIG. 1;  
FIG. 8 is another bottom view of the casket lid of FIG. 1 shown on a casket in which the lid is open; and,  
FIG. 9 is another right side elevational view of the casket lid of FIG. 1 shown on a casket in which the lid is open.  
The evenly-spaced broken lines shown in the drawings depict portions of the casket lid that form no part of the claimed design. The evenly-spaced broken lines showing a casket in FIGS. 8 and 9 depict environment and form no part of the claimed design. The dash-dot-dash broken lines depict boundaries of the claimed design and form no part of the claimed design.

**1 Claim, 8 Drawing Sheets**



(56)

**References Cited**

## U.S. PATENT DOCUMENTS

3,606,720 A \* 9/1971 Cookson ..... E04D 3/30  
52/478  
4,129,974 A \* 12/1978 Ojalvo ..... E04C 3/06  
29/897.35  
D273,237 S \* 3/1984 Tippet ..... D27/194  
4,639,985 A \* 2/1987 Craft ..... A61G 17/04  
24/293  
4,730,370 A \* 3/1988 Elder ..... A61G 17/00  
220/62.19  
D343,715 S \* 1/1994 DeGrazia ..... D99/1  
D371,209 S \* 6/1996 De Zen ..... D25/122  
D407,181 S \* 3/1999 Winburn ..... D99/8  
D411,753 S \* 6/1999 Jobin ..... D14/449  
D423,414 S \* 4/2000 Carlton ..... D12/114  
D574,970 S \* 8/2008 Taylor ..... D25/121  
D595,069 S \* 6/2009 Berry ..... D25/119  
D754,225 S \* 4/2016 Chambers ..... D15/144.1  
D782,774 S \* 3/2017 Mostul ..... D99/43  
D800,412 S \* 10/2017 Ganem ..... D99/12  
2016/0354270 A1 \* 12/2016 Cox ..... A61G 17/02

## OTHER PUBLICATIONS

Vision Casket, posted Oct. 11, 2017 [online], retrieved Apr. 8, 2019, retrieved from internet, <<https://www.facebook.com/visioncasket/photos/pcb.1182285541873329/1182285378540012/?type=3&theater>>.\*

Vision Casket, posted Nov. 14, 2017 [online], retrieved Apr. 8, 2019, retrieved from internet, <<https://www.facebook.com/visioncasket/photos/a.1208397702595446/1208395739262309/?type=3&theater>>.\*

\* cited by examiner

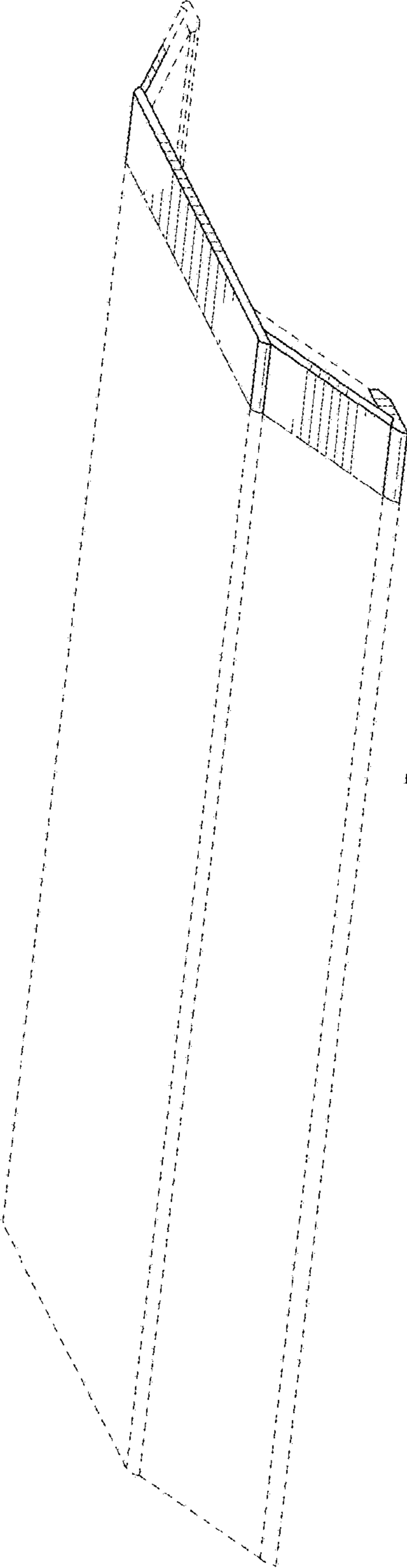


FIG. 1




FIG. 2




FIG. 3




FIG. 4




FIG. 5




FIG. 6




FIG. 7



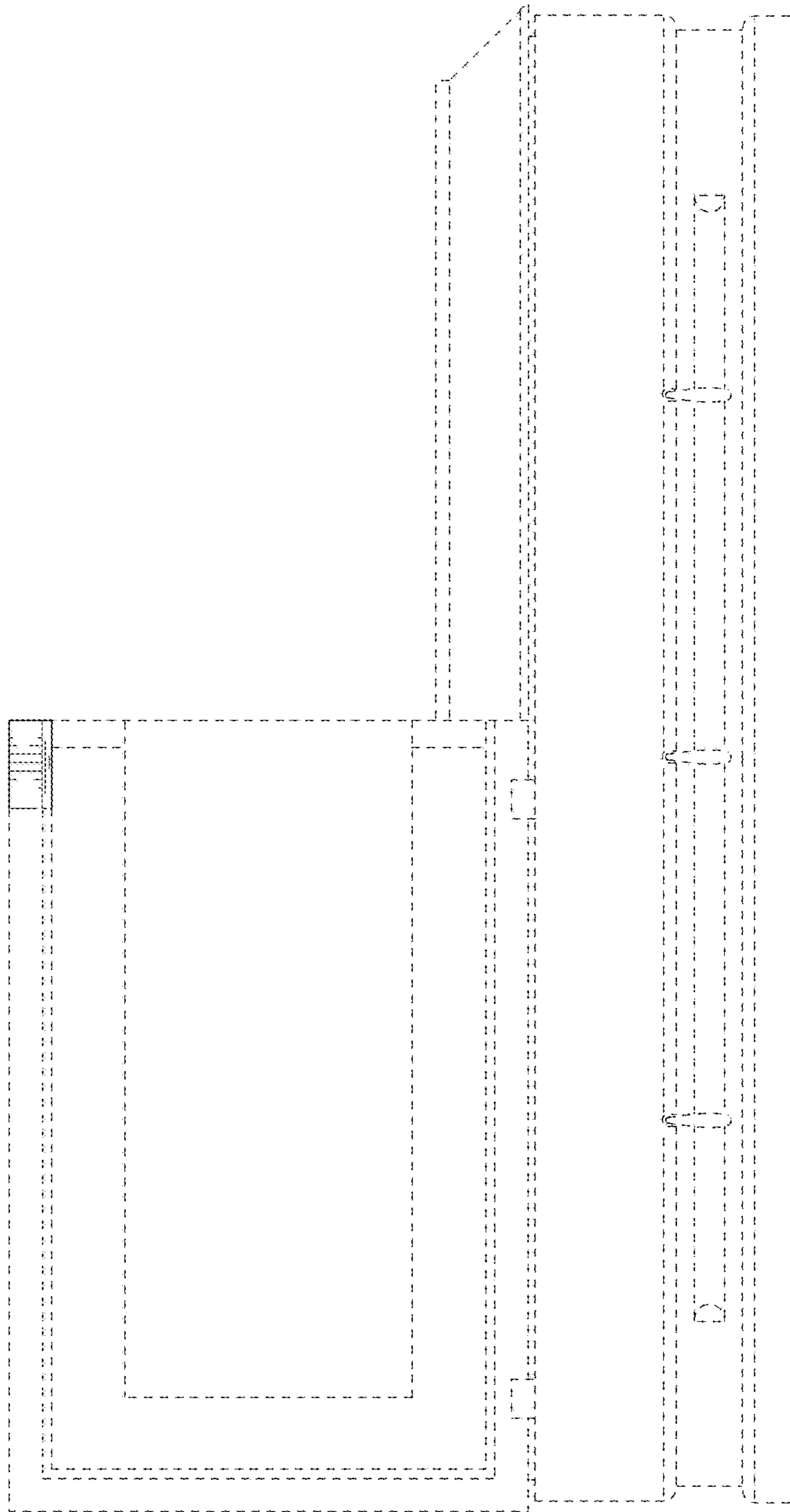


FIG. 8

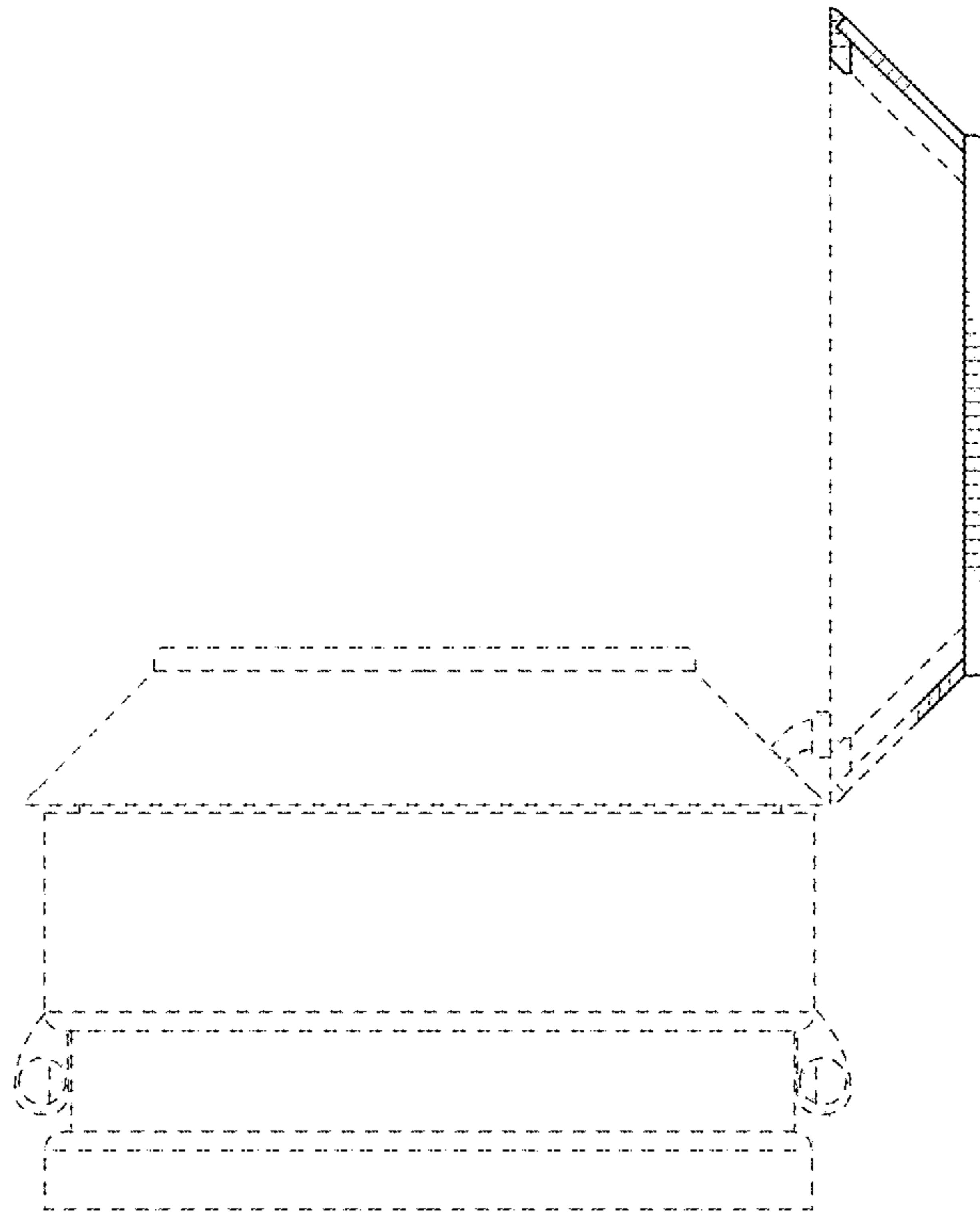


FIG. 9