



US00D859753S

(12) **United States Design Patent**
Daoust et al.

(10) **Patent No.:** **US D859,753 S**
(45) **Date of Patent:** **** Sep. 10, 2019**

(54) **TOP REAR PORTIONS OF AN OUTER SHELL OF A SPORTS HELMET**

(71) Applicant: **SPORT MASKA INC.**, Ville Saint-Laurent (CA)

(72) Inventors: **Bernard Daoust**, Sutton (CA); **Philippe Martin**, Chambly (CA)

(73) Assignee: **SPORT MASKA INC.**, Ville Saint-Laurent (CA)

(**) Term: **15 Years**

(21) Appl. No.: **29/674,294**

(22) Filed: **Dec. 20, 2018**

(51) **LOC (12) Cl.** **29-02**

(52) **U.S. Cl.**
USPC **D29/122**; D29/102

(58) **Field of Classification Search**
USPC D29/100, 102, 104, 105, 106, 107, 108, D29/109, 110, 122

CPC .. A42B 1/066; A42B 1/00; A42B 1/06; A42B 3/228; A42B 3/00; A42B 3/08; A42B 3/32; A42B 3/222; A42B 3/20; A42B 3/227; A42B 3/105; A42B 3/04; A42B 3/06; A42B 3/0406; A42B 3/18; A42B 3/166; A42B 3/16; A42B 3/22; A42B 3/0473; A42B 3/127; A63B 71/10; A63B 71/105; A41D 13/0512

See application file for complete search history.

(56) **References Cited**

U.S. PATENT DOCUMENTS

D498,334 S * 11/2004 Durocher D29/106
D567,455 S * 4/2008 Rogers D29/122

D637,767 S * 5/2011 Morin D29/122
8,037,548 B2 * 10/2011 Alexander A42B 3/127
2/417
8,776,272 B1 * 7/2014 Straus A42B 3/003
2/411
8,832,870 B2 * 9/2014 Belanger A42B 3/324
2/420
D725,313 S * 3/2015 Beauchamp D29/102
D793,625 S * 8/2017 Hauserman D29/102
D815,359 S * 4/2018 Hauserman D29/102

* cited by examiner

Primary Examiner — Randall H Gholson

(74) *Attorney, Agent, or Firm* — Thomas|Horstemeyer, LLP

(57) **CLAIM**

The ornamental design for top rear portions of an outer shell of a sports helmet, as shown and described.

DESCRIPTION

FIG. 1 is a top front perspective view of top rear portions of an outer shell of a sports helmet according to our new design;


FIG. 2 is a top rear perspective view of the top rear portions of FIG. 1;

FIG. 3 is a rear elevational view of the top rear portions of FIG. 1; and,

FIG. 4 is a top view of the top rear portions of FIG. 1.

The broken lines form no part of the design and are for illustrative purposes only.

1 Claim, 4 Drawing Sheets



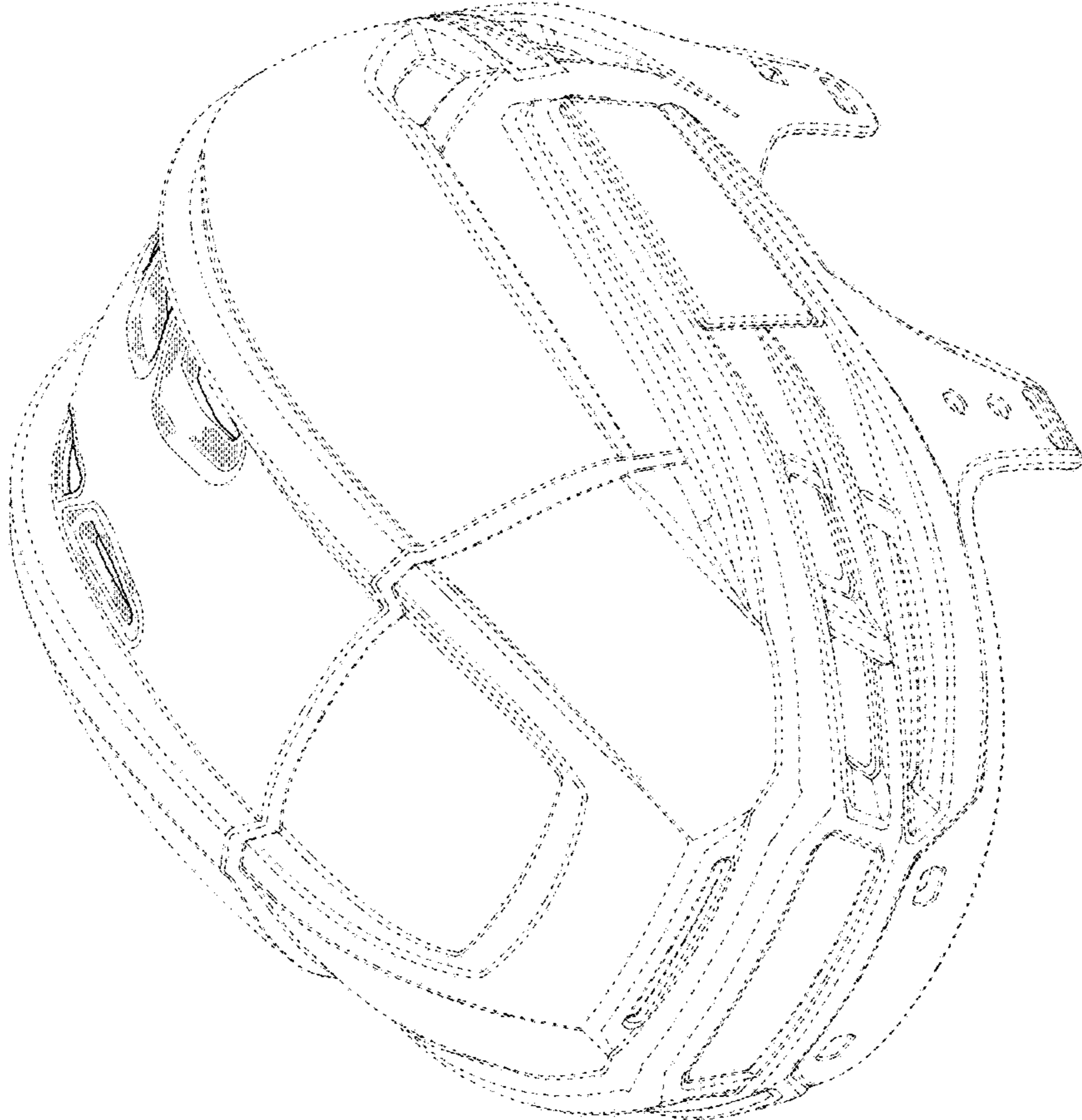


FIG. 1

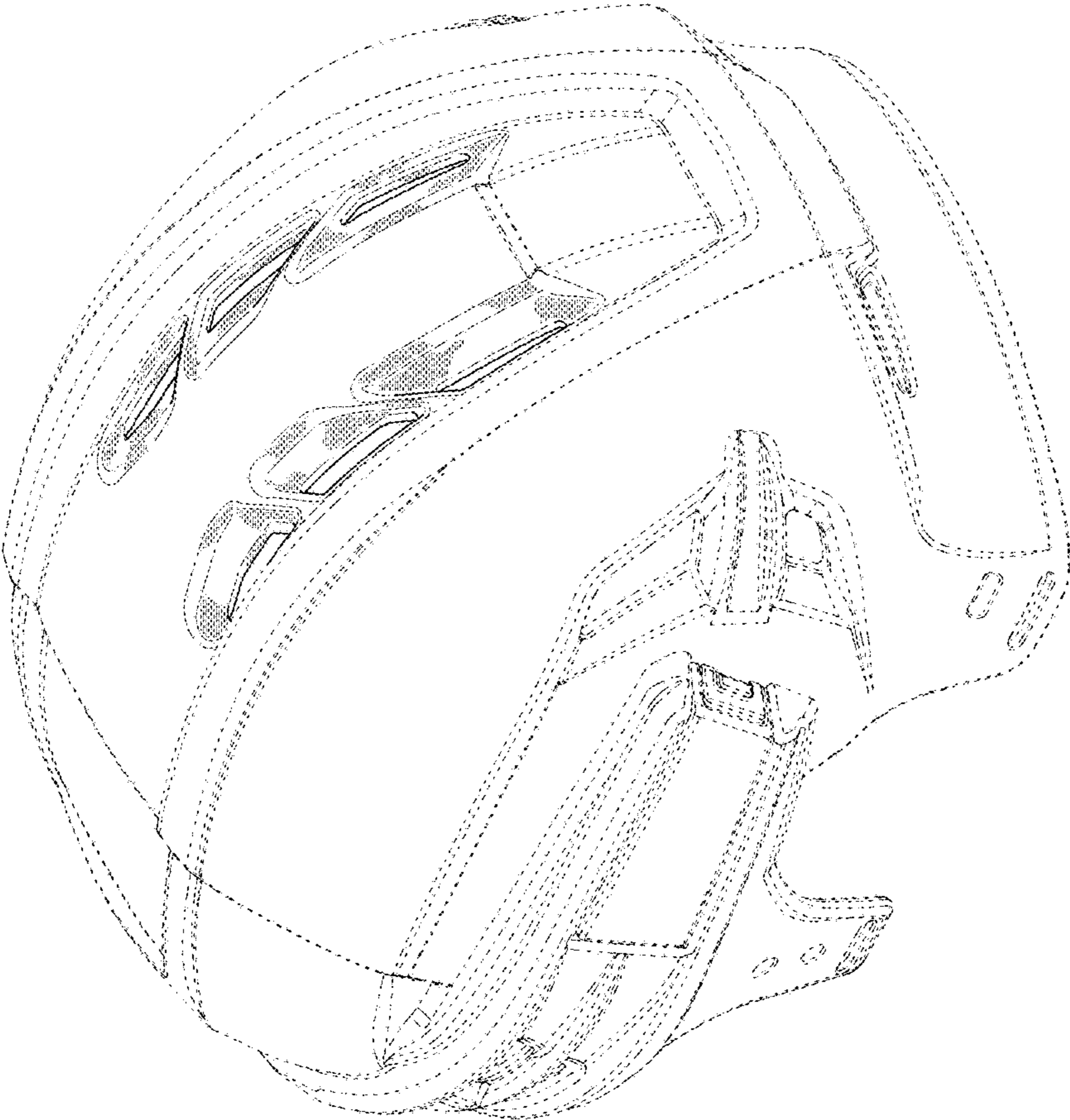


FIG. 2

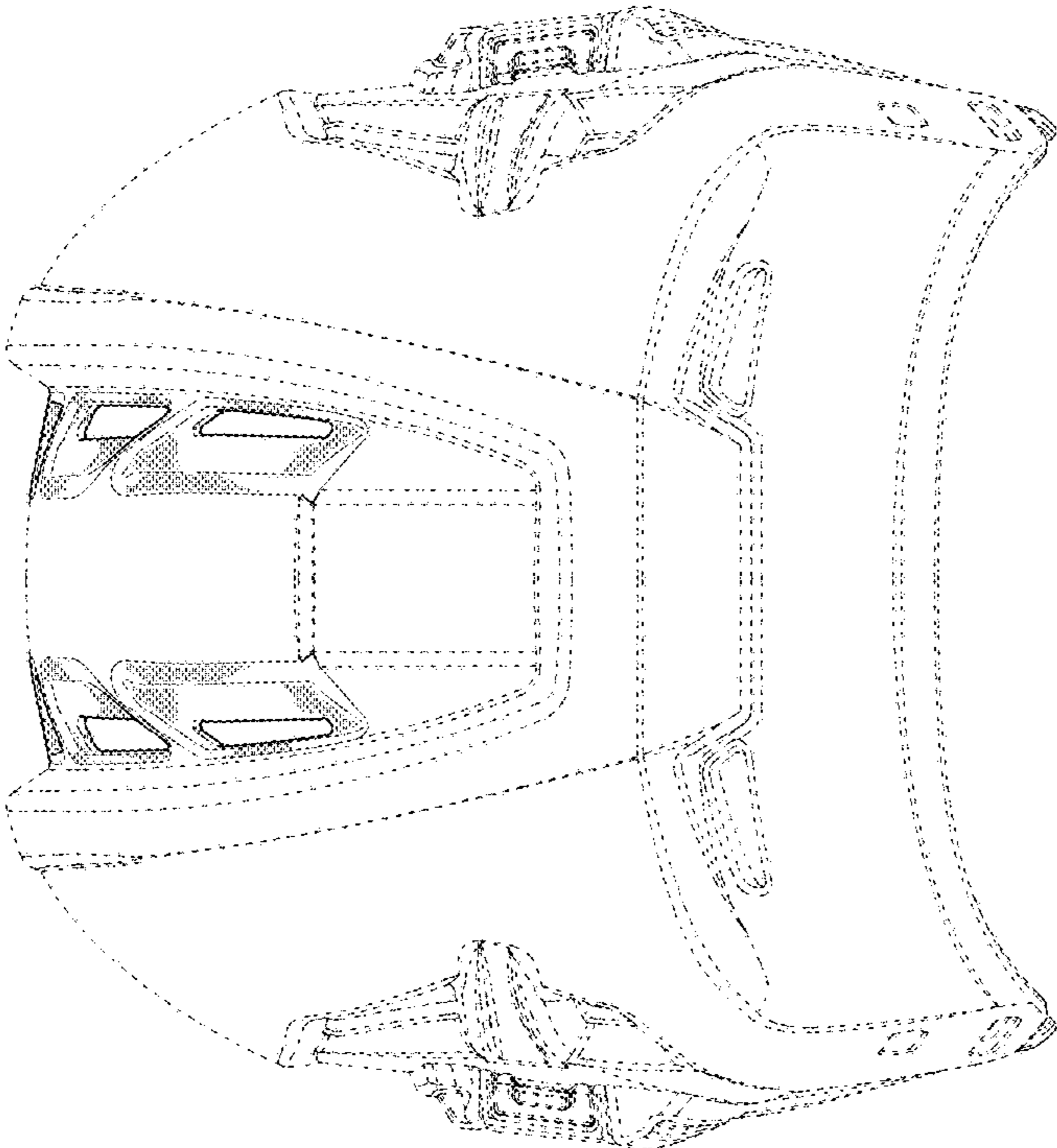


FIG. 3



FIG. 4