



US00D859752S

(12) **United States Design Patent**
Daoust et al.

(10) **Patent No.:** **US D859,752 S**
(45) **Date of Patent:** **** Sep. 10, 2019**

(54) **OUTER SHELL OF A SPORTS HELMET**

(71) Applicant: **SPORT MASKA INC.**, Ville
Saint-Laurent (CA)

(72) Inventors: **Bernard Daoust**, Sutton (CA);
Philippe Martin, Chambly (CA)

(73) Assignee: **SPORT MASKA INC.**, Ville
Saint-Laurent (CA)

(**) Term: **15 Years**

(21) Appl. No.: **29/674,289**

(22) Filed: **Dec. 20, 2018**

(51) **LOC (12) Cl.** **29-02**

(52) **U.S. Cl.**
USPC **D29/122; D29/102**

(58) **Field of Classification Search**
USPC D29/100, 102, 104, 105, 106, 107, 108,
D29/109, 110, 122
CPC .. A42B 3/228; A42B 3/00; A42B 3/08; A42B
3/32; A42B 3/222; A42B 3/20; A42B
3/227; A42B 3/105; A42B 3/04; A42B
3/06; A42B 3/0406; A42B 3/18; A42B
3/166; A42B 3/16; A42B 3/22; A42B
3/0473; A42B 3/127; A42B 1/066; A42B
1/00; A42B 1/06; A63B 71/10; A63B
71/105; A41D 13/0512

See application file for complete search history.

(56) **References Cited**

U.S. PATENT DOCUMENTS

D498,334 S * 11/2004 Durocher D29/106
D567,455 S * 4/2008 Rogers D29/122
D637,767 S * 5/2011 Morin D29/122

8,037,548 B2 * 10/2011 Alexander A42B 3/127
2/417
8,776,272 B1 * 7/2014 Straus A42B 3/003
2/411
8,832,870 B2 * 9/2014 Belanger A42B 3/324
2/420
D725,313 S * 3/2015 Beauchamp D29/102
D793,625 S * 8/2017 Hauserman D29/102
D815,359 S * 4/2018 Hauserman D29/102

* cited by examiner

Primary Examiner — Randall H Gholson

(74) *Attorney, Agent, or Firm* — Thomas|Horstemeyer,
LLP

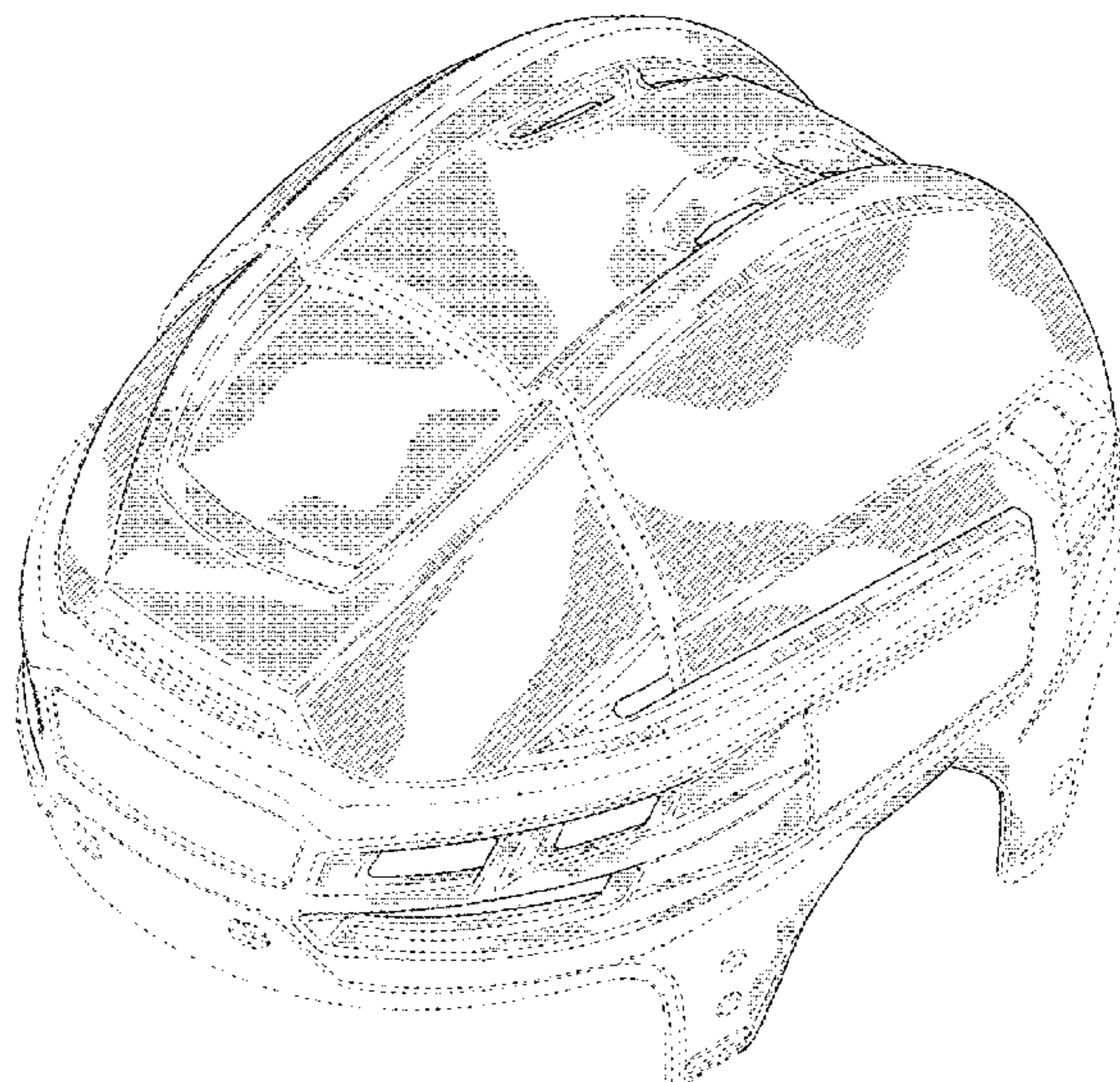
(57) **CLAIM**

The ornamental design for an outer shell of a sports helmet,
as shown and described.

DESCRIPTION

FIG. 1 is a front perspective view of an outer shell of a sports
helmet, showing our new design;
FIG. 2 is a rear perspective view of the outer shell of FIG.
1;
FIG. 3 is a front elevational view of the outer shell of FIG.
1;
FIG. 4 is a rear elevational view of the outer shell of FIG.
1;
FIG. 5 is a side elevational view of the outer shell of FIG.
1;
FIG. 6 is a side elevational view of the outer shell of FIG.
1, opposite that of FIG. 5; and,
FIG. 7 is a top view of the outer shell of FIG. 1.
The broken lines form no part of the design and are for
illustrative purposes only.

1 Claim, 7 Drawing Sheets



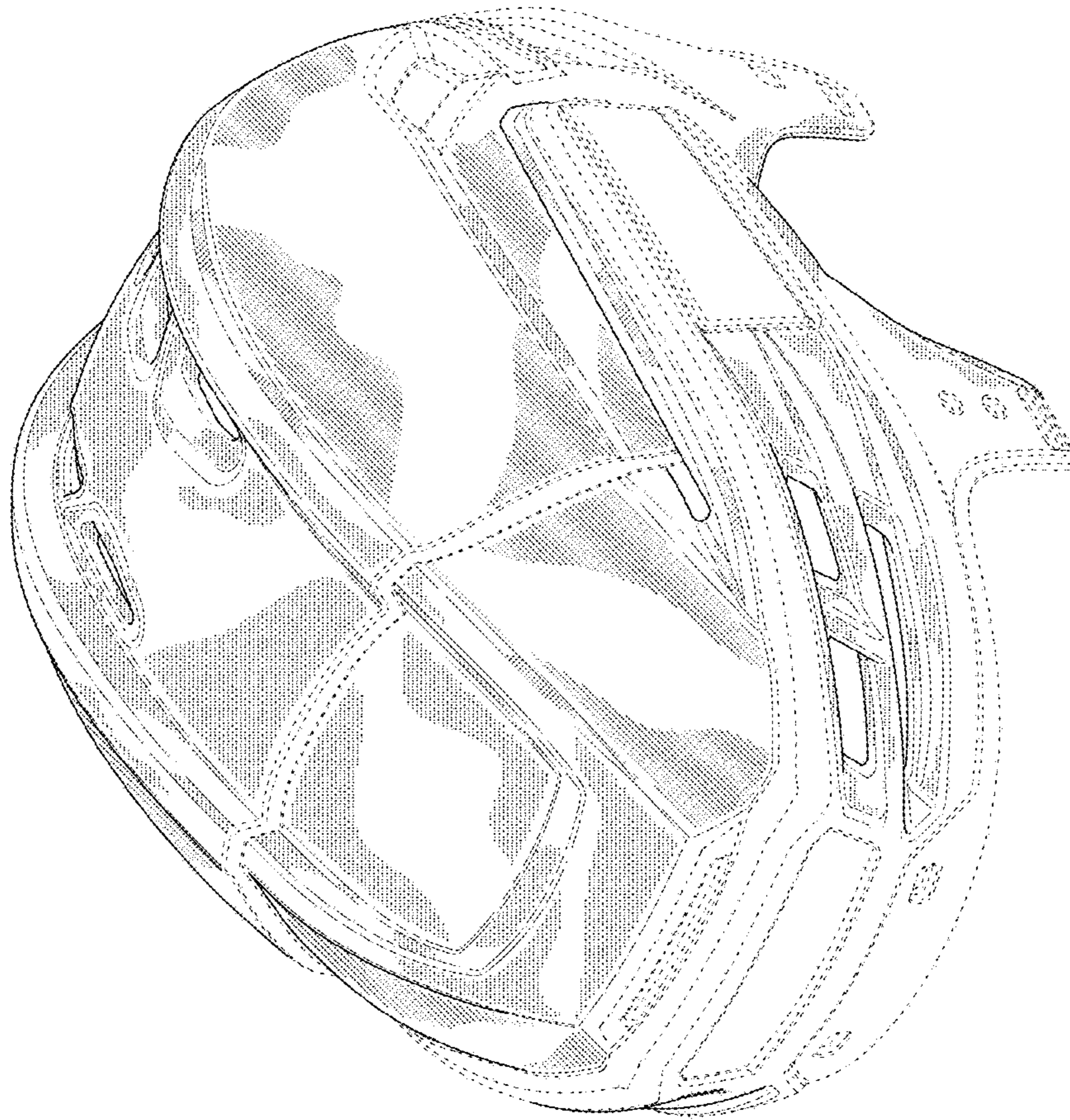


FIG. 1

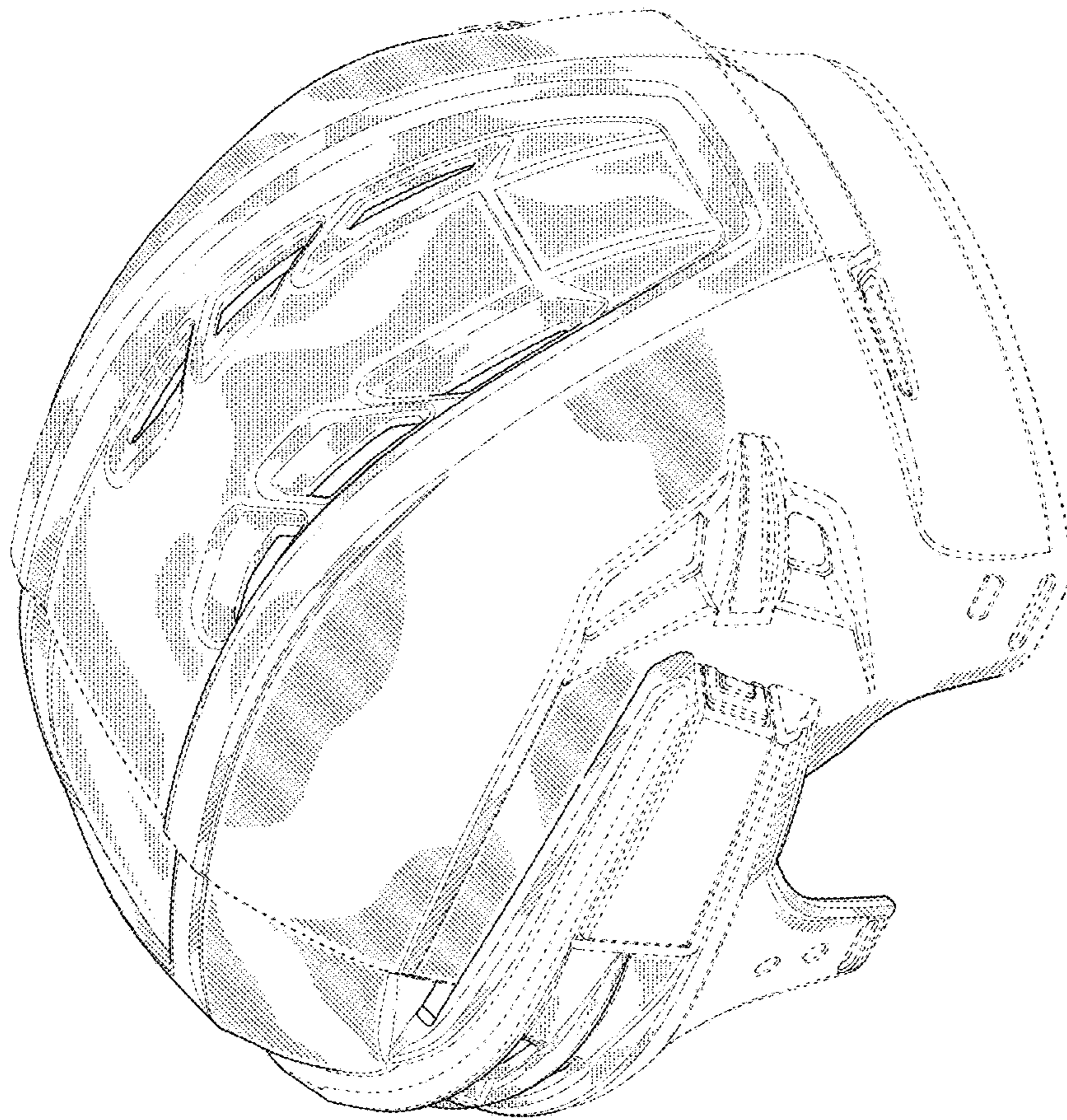


FIG. 2

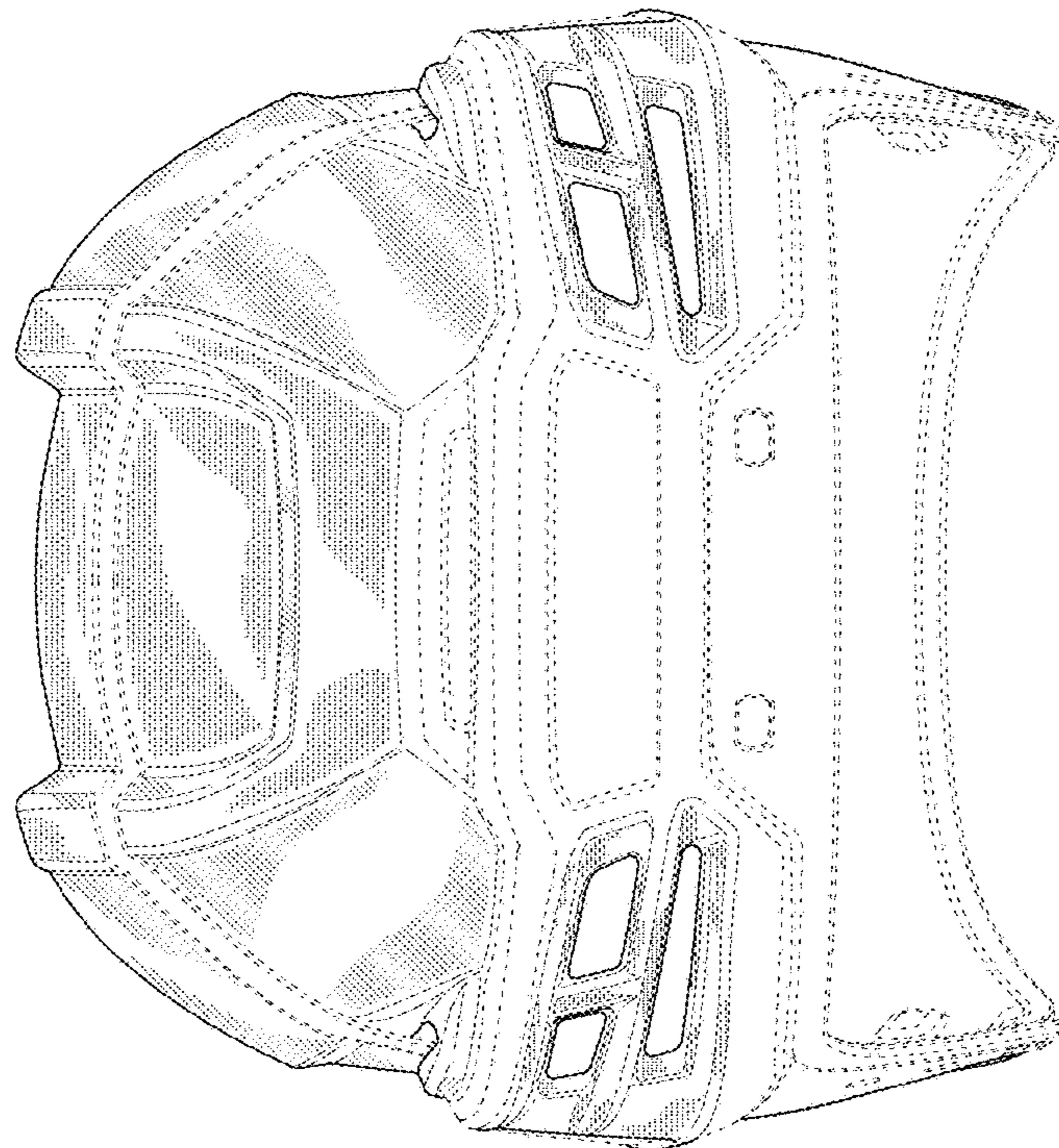


FIG. 3

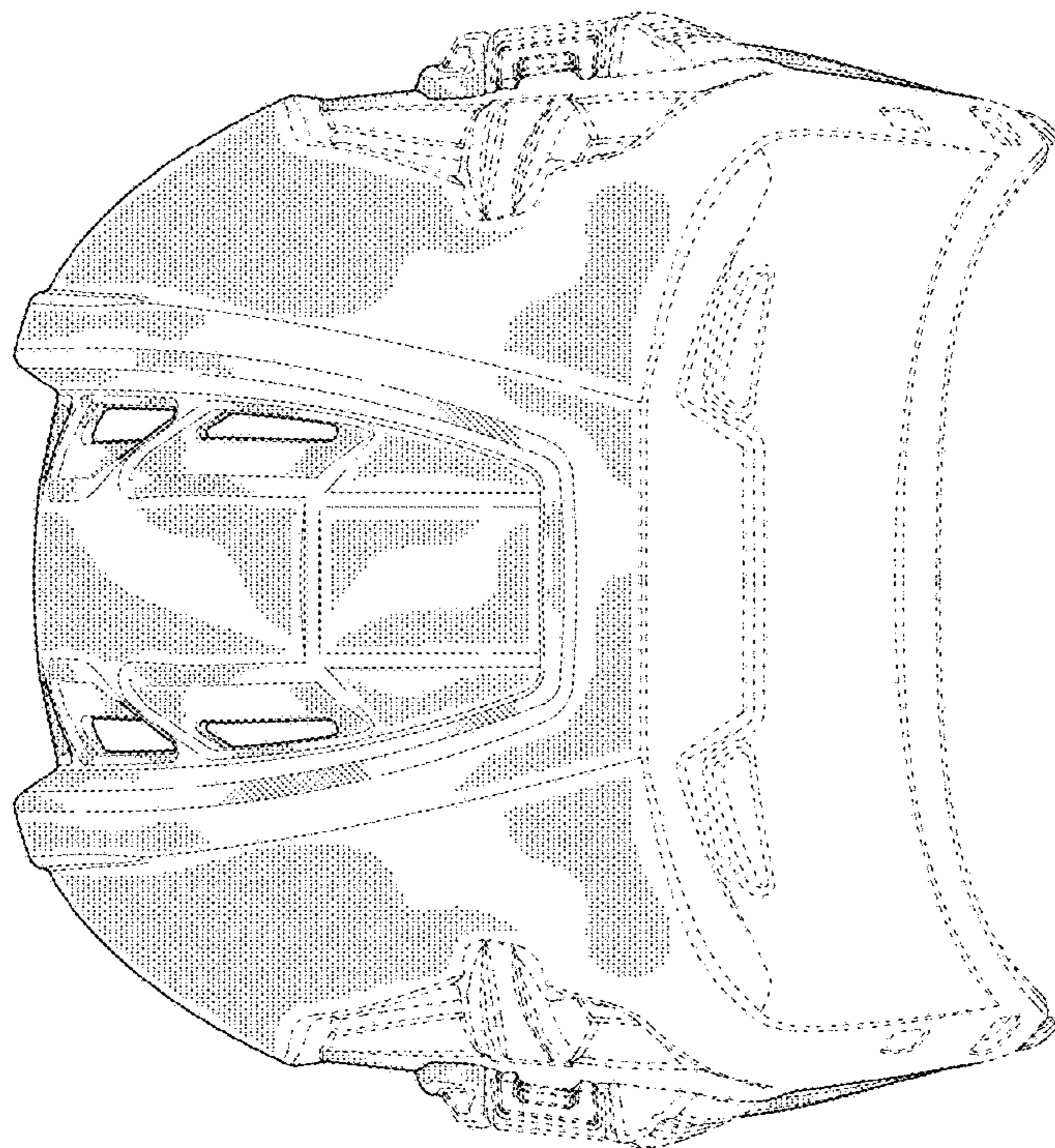


FIG. 4

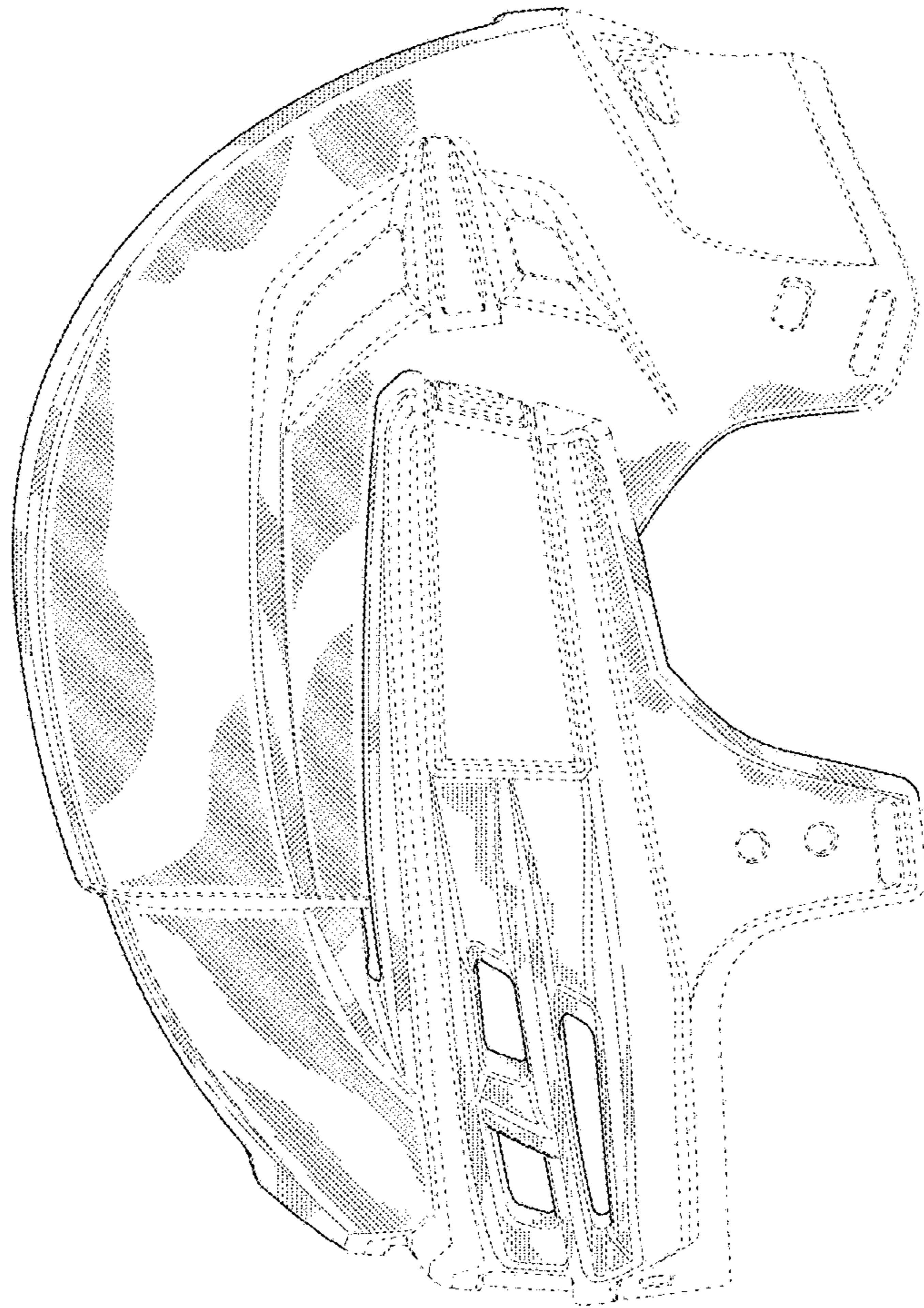


FIG. 5




FIG. 6



FIG. 7