



US00D859750S

(12) **United States Design Patent**
Akervall et al.

(10) **Patent No.:** **US D859,750 S**

(45) **Date of Patent:** **** Sep. 10, 2019**

- (54) **MOUTHGUARD**
- (71) Applicant: **Akervall Technologies, Inc.**, Ann Arbor, MI (US)
- (72) Inventors: **Jan Anders Akervall**, Ann Arbor, MI (US); **Charlotte Akervall**, Ann Arbor, MI (US); **Johann Walter Schwank**, Ann Arbor, MI (US); **Timothy Huang**, Ann Arbor, MI (US)
- (73) Assignee: **Akervall Technologies, Inc.**, Saline, MI (US)
- (**) Term: **15 Years**
- (21) Appl. No.: **29/645,807**
- (22) Filed: **Apr. 30, 2018**
- (51) **LOC (12) Cl.** **29-02**
- (52) **U.S. Cl.**
USPC **D29/108**
- (58) **Field of Classification Search**
USPC D29/100, 105, 106, 108, 122; D24/108, D24/109, 110, 110.5, 156, 176, 181
CPC . A61F 5/566; A61F 5/58; A63B 71/08; A63B 71/081; A63B 71/085; A63B 2071/085; A63B 2071/088; A61C 7/10; A61C 13/08; A61C 13/081; A61C 13/083; A61C 13/087; A61C 19/066; A61C 5/14; A61B 13/00; A61B 13/24
See application file for complete search history.

- 3,247,844 A * 4/1966 Berghash A63B 71/085
128/862
- 3,411,501 A * 11/1968 Greenberg A63B 71/085
128/862
- 3,416,527 A * 12/1968 Hoef A61C 19/063
128/862
- D382,965 S * 8/1997 Wagner D29/108
- 6,280,196 B1 * 8/2001 Berghash A61C 5/00
433/215
- 6,450,167 B1 * 9/2002 David A61C 7/08
128/848
- 6,619,290 B1 * 9/2003 Zacco A61F 5/566
128/848
- D504,744 S * 5/2005 Hidalgo D29/108
- D509,028 S * 8/2005 Farrell D29/108
- D541,481 S * 4/2007 Farrell D29/108
- 7,658,193 B2 * 2/2010 Lesniak A61F 5/566
128/859
- 7,954,496 B2 * 6/2011 Jansheski A61F 5/566
128/848
- D644,791 S * 9/2011 Petrocelli D29/108
- 8,116,854 B2 * 2/2012 Hart A61C 5/90
600/476
- D657,916 S * 4/2012 Pelerin D29/108

(Continued)

Primary Examiner — Elizabeth J Oswecki
(74) *Attorney, Agent, or Firm* — Marshall & Melhorn, LLC

(57) **CLAIM**

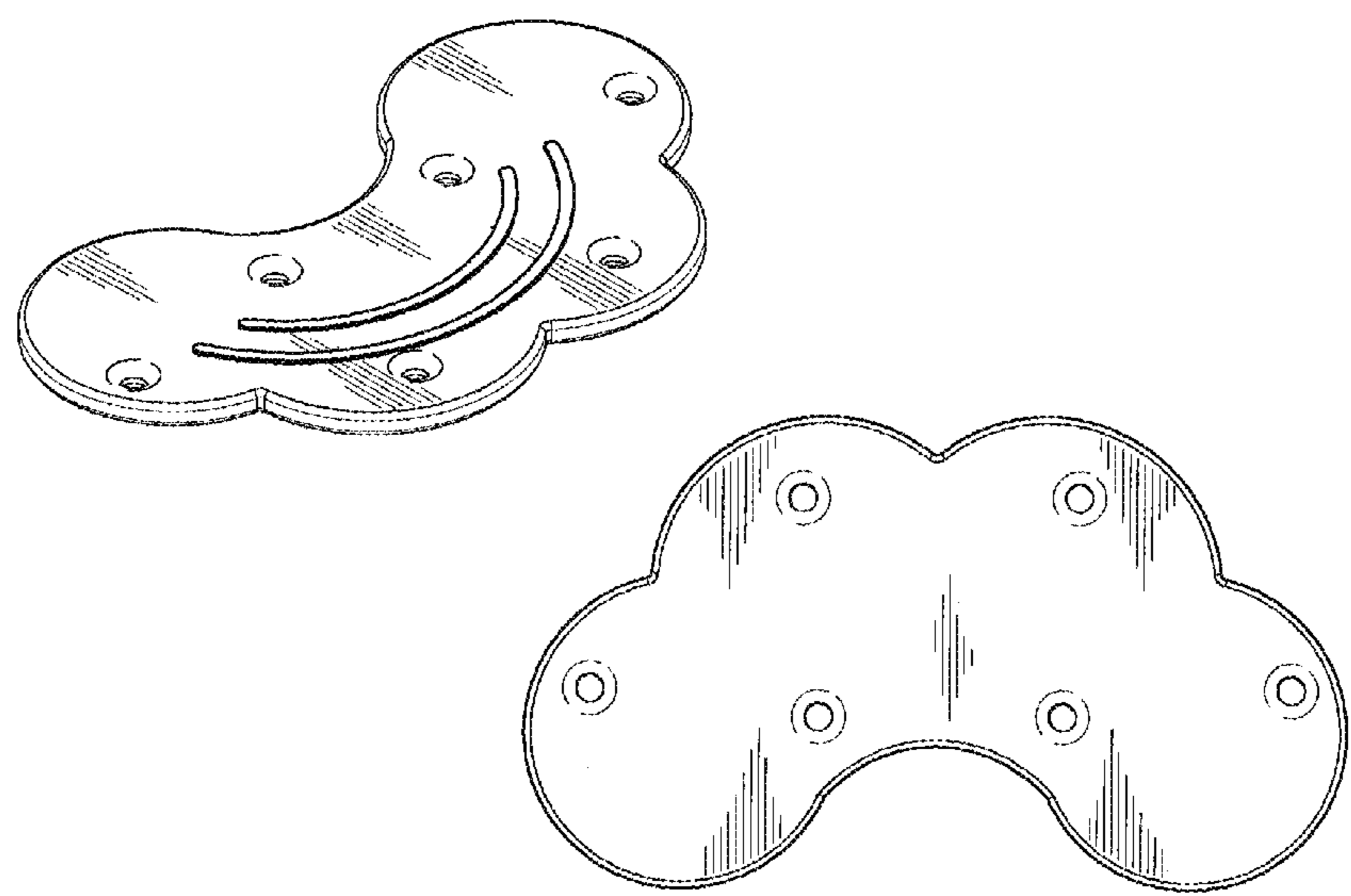
The ornamental design for a mouthguard, as shown and described.

DESCRIPTION

FIG. 1 is a top, front perspective view of a mouthguard showing my new design;
FIG. 2 is a bottom plan view thereof;
FIG. 3 is a top plan view thereof;
FIG. 4 is a front view thereof;
FIG. 5 is a back view thereof; and,
FIG. 6 is a side view thereof.

1 Claim, 1 Drawing Sheet

- (56) **References Cited**
U.S. PATENT DOCUMENTS
2,966,908 A * 1/1961 Cathcart A63B 71/085
128/861
3,228,107 A * 1/1966 Zandberg A61C 19/05
433/71
3,234,942 A * 2/1966 Simor A61C 19/063
604/20



(56)

References Cited

U.S. PATENT DOCUMENTS

D677,007	S	*	2/2013	Bancroft	D29/108
D710,506	S	*	8/2014	Tolentino	D24/181
9,622,837	B2	*	4/2017	Jansheski	A61C 9/0006
D795,431	S	*	8/2017	Way	D24/152
D795,440	S	*	8/2017	Way	D24/181
D833,621	S	*	11/2018	Tolentino	D24/181
2009/0038624	A1	*	2/2009	Akervall	A63B 71/085 128/861

* cited by examiner

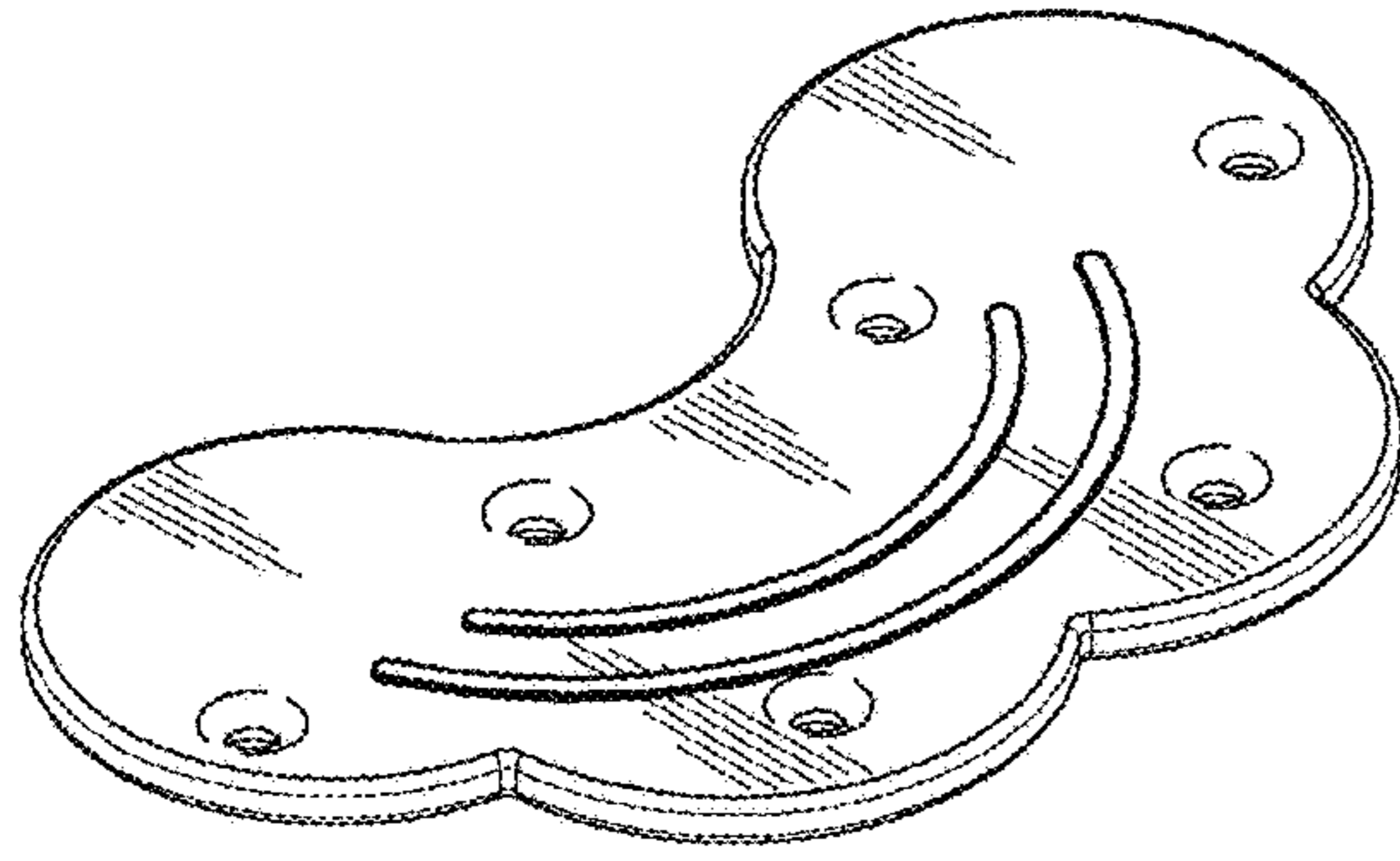


FIG. 1

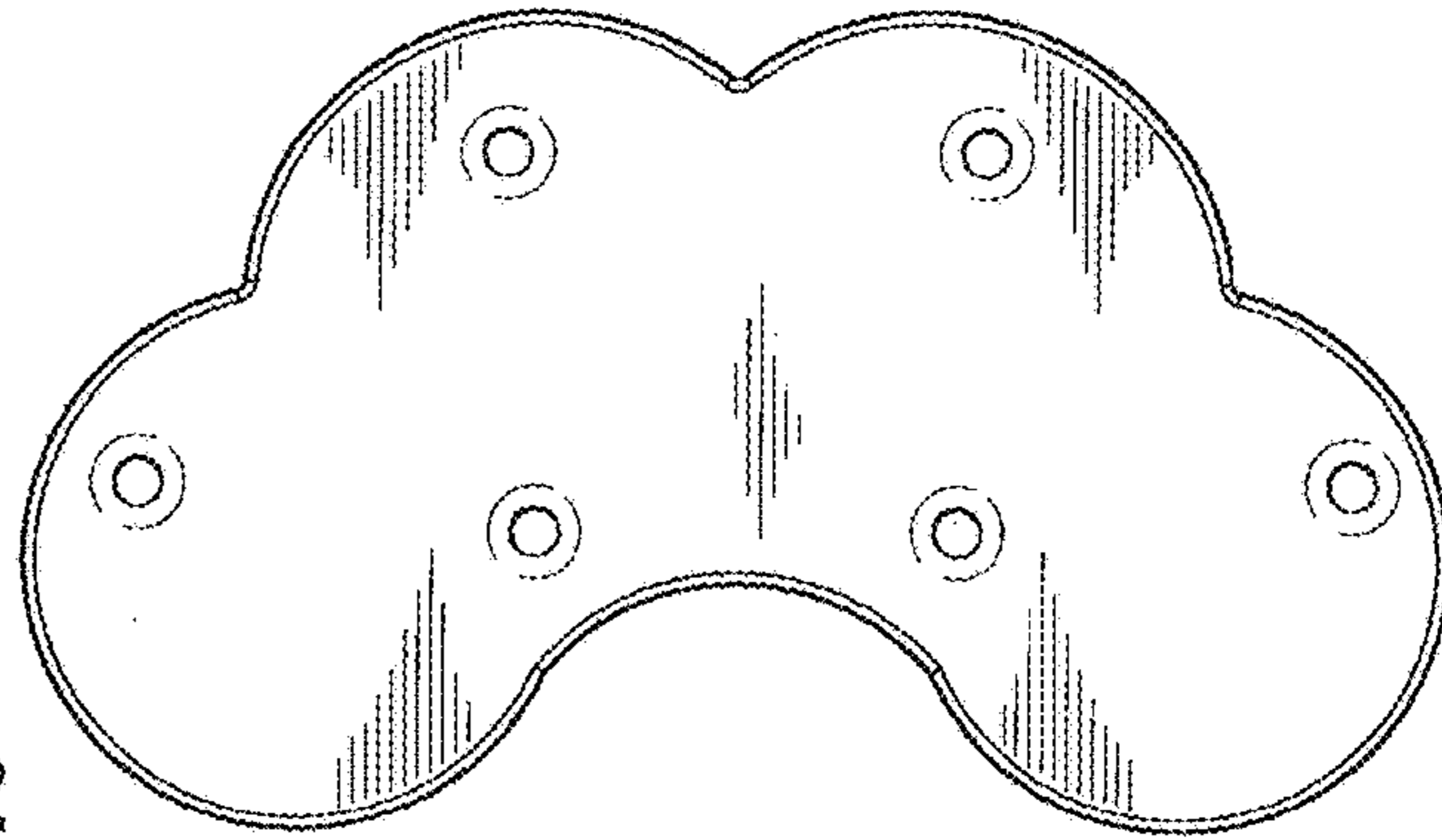


FIG. 2

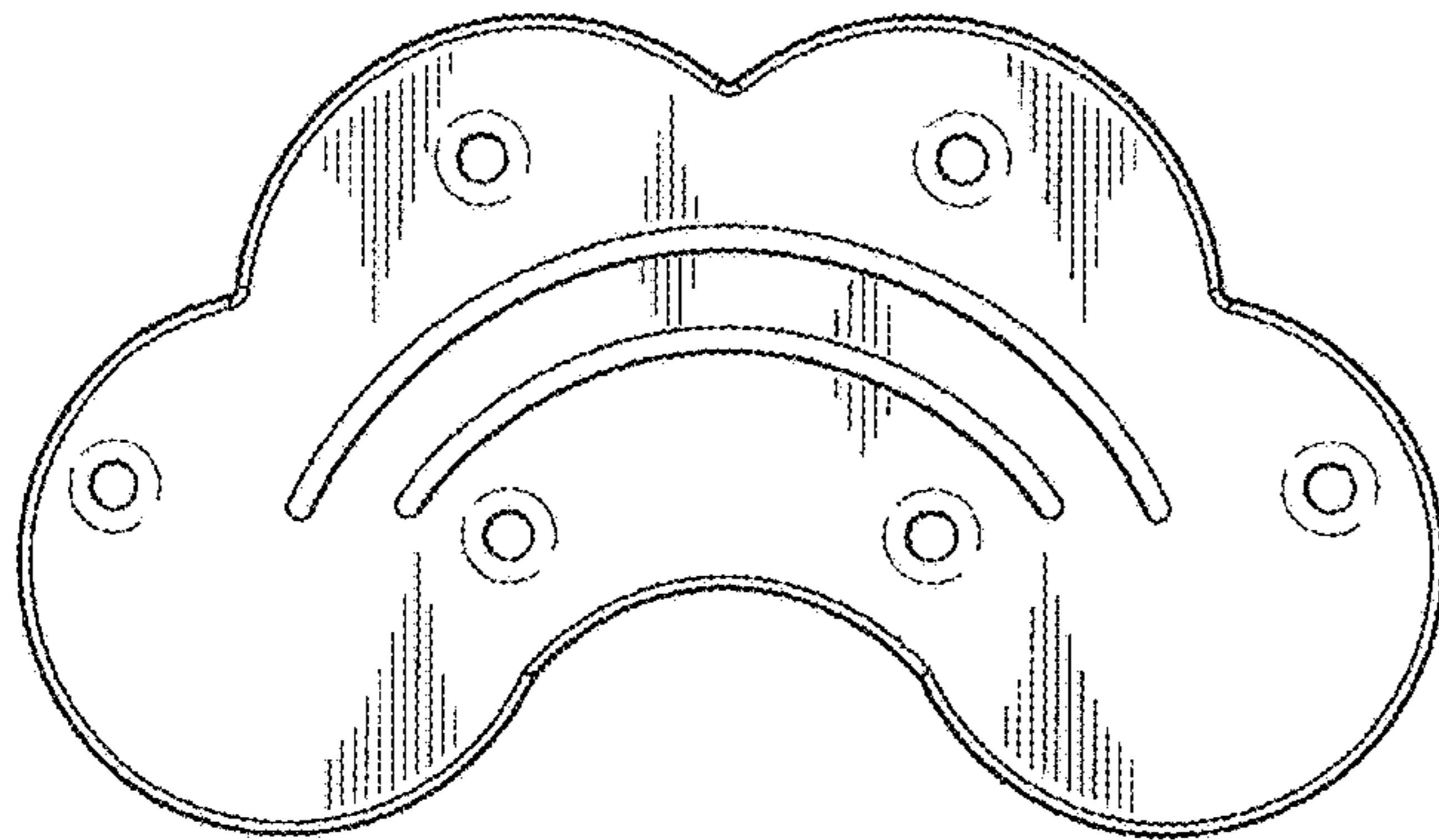


FIG. 3

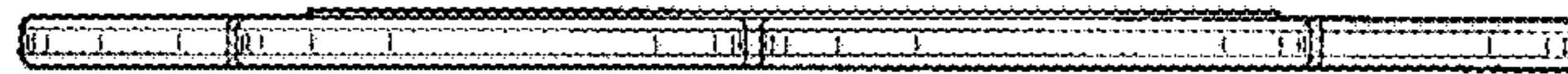


FIG. 4




FIG. 5




FIG. 6